

Borrego Water District Board of Directors
Regular Meeting
June 28, 2022 @ 9:00 a.m.
806 Palm Canyon Drive
Borrego Springs, CA 92004

COVID-19 UPDATE: The Borrego Water District Board of Directors meeting as scheduled in an electronic format. BWD will be providing public access to the Meeting thru electronic means only to minimize the spread of the COVID-19 virus, based upon direction from the California Department of Public Health, the California Governor's Office and the County Public Health Office. Anyone who wants to listen to or participate in the meeting is encouraged to observe the GO TO MEETING at:

Please join my meeting from your computer, tablet or smartphone.

<https://meet.goto.com/749782517>

You can also dial in using your phone: 1 (872) 240-3212

Access Code: 749-782-517

Get the app now and be ready when your first meeting starts: <https://meet.goto.com/install>

I. OPENING PROCEDURES -

- A.** Call to Order
- B.** Pledge of Allegiance
- C.** Directors' Roll Call: President Dice, Vice President Baker, Directors Duncan, Johnson and Rosenboom
- D.** Approval of Agenda
- E.** Comments from the Public & Requests for Future Agenda Items (may be limited to 3 min)
- F.** Comments from Directors
- G.** Correspondence Received from the Public- None

II. ITEMS FOR BOARD CONSIDERATION AND POSSIBLE ACTION -

A. CONSENT CALENDAR

- 1. Resolution No. 2022-06-10 Virtual Meetings
- 2. April 12, 2022 Special Meeting Minutes
- 3. April 26, 2022 Regular Meeting Minutes

B. ANNUAL TAX LEVIES AND CORRESPONDING RESOLUTIONS – DTA TO PROVIDE INFO

- 1. **FISCAL YEAR 2022-2023 ADMINISTRATION REPORT
Community Facilities District No. 2007-1**
- 2. **Summary of the preliminary Fiscal Year ("FY") 2022-2023 fixed charge levies
for Borrego Water District**
- 3. **RESOLUTION NO. 2022-06-03 RESOLUTION OF THE BOARD OF DIRECTORS OF THE
BORREGO WATER DISTRICT RESTATING AND ADOPTING A STATEMENT OF
INVESTMENT POLICY**

AGENDA: June 28, 2022

All Documents for public review on file with the District's secretary located at 806 Palm Canyon Drive, Borrego Springs CA 92004. Any public record provided to a majority of the Board of Directors less than 72 hours prior to the meeting, regarding any item on the open session portion of this agenda, is available for public inspection during normal business hours at the Office of the Board Secretary, located at 806 Palm Canyon Drive, Borrego Springs CA 92004.

The Borrego Springs Water District complies with the Americans with Disabilities Act. Persons with special needs should call Geoff Poole – Board Secretary at (760) 767 – 5806 at least 48 hours in advance of the start of this meeting, in order to enable the District to make reasonable arrangements to ensure accessibility.

If you challenge any action of the Board of Directors in court, you may be limited to raising only those issues you or someone else raised at the public hearing, or in written correspondence delivered to the Board of Directors (c/o the Board Secretary) at, or prior to, the public hearing.

4. **RESOLUTION NO. 2022-06-04 RESOLUTION OF THE BOARD OF DIRECTORS OF THE BORREGO WATER DISTRICT, SAN DIEGO COUNTY, CALIFORNIA, LEVYING STANDBY CHARGES AND/OR ACREAGE ASSESSMENTS TO DEFRAY THE COST OF OPERATIONS AND MAINTENANCE OF THE DISTRICT AND REQUESTING THE LEVY AND COLLECTION OF SAID STANDBY CHARGES AND/OR ACREAGE ASSESSMENTS ON LAND WITHIN THE DISTRICT FOR THE FISCAL YEAR 2022-2023**
 5. **RESOLUTION NO. 2022-06-05 RESOLUTION OF THE BOARD OF DIRECTORS OF THE BORREGO WATER DISTRICT, SAN DIEGO COUNTY, CALIFORNIA, LEVYING STANDBY CHARGES AND/OR ACREAGE ASSESSMENTS TO DEFRAY THE COSTS OF OPERATIONS AND MAINTENANCE OF THE DISTRICT, AND TO PAY COSTS OF OPERATIONS AND MAINTENANCE FOR IMPROVEMENT DISTRICT NO. 1 AND REQUESTING THE LEVY AND COLLECTION OF SAID STANDBY CHARGES AND/OR ACREAGE ASSESSMENTS ON CERTAIN LAND IN IMPROVEMENT DISTRICT NO. 1 FOR THE FISCAL YEAR 2022-2023.**
 6. **RESOLUTION NO. 2022-06-06 RESOLUTION OF THE BOARD OF DIRECTORS OF THE BORREGO WATER DISTRICT, SAN DIEGO COUNTY, CALIFORNIA, LEVYING CHARGES AND/OR ACREAGE ASSESSMENTS TO DEFRAY THE COST OF PROVIDING PEST CONTROL SERVICES BY THE DISTRICT AND REQUESTING LEVY AND COLLECTION OF SAID CHARGES AND/OR ACREAGE ASSESSMENTS FOR THE FISCAL YEAR 2022-2023**
 7. **RESOLUTION NO. 2022-06-07 RESOLUTION OF THE BOARD OF DIRECTORS OF THE BORREGO WATER DISTRICT, SAN DIEGO COUNTY, CALIFORNIA, LEVYING STANDBY CHARGES AND/OR ACREAGE ASSESSMENTS TO DEFRAY THE COST OF OPERATING AND MAINTAINING THE WATER FACILITIES WITHIN IMPROVEMENT DISTRICT NO. 3 OF THE DISTRICT AND REQUESTING THE LEVY AND COLLECTION OF SAID STANDBY CHARGES AND/OR ACREAGE ASSESSMENTS FOR THE FISCAL YEAR 2022-2023**
 8. **RESOLUTION NO. 2022-06-08 RESOLUTION OF THE BOARD OF DIRECTORS OF THE BORREGO WATER DISTRICT ACTING AS THE LEGISLATIVE BODY OF COMMUNITY FACILITIES DISTRICT NO. 2017-1 OF THE BORREGO WATER DISTRICT AUTHORIZING THE LEVY OF SPECIAL TAXES WITHIN COMMUNITY FACILITIES DISTRICT NO. 2017-1 FOR THE FISCAL YEAR 2022-2023**
 9. **RESOLUTION NO. 2022-06-09 RESOLUTION OF THE BOARD OF DIRECTORS OF THE BORREGO WATER DISTRICT ACTING AS THE LEGISLATIVE BODY OF COMMUNITY FACILITIES DISTRICT NO. 2007-1 OF THE BORREGO WATER DISTRICT AUTHORIZING THE LEVY OF SPECIAL TAXES WITHIN COMMUNITY FACILITIES DISTRICT NO. 2007-1 FOR THE FISCAL YEAR 2022-2023**
- C. Resolution No. 2022-06-02 Approving 2022-23 Budget and Capital Improvement Plan – J Clabaugh
- D. Agreement for Engineering Services with Intera – G Poole/T Driscoll
1. Strategy for Future Water Quality Testing
- E. Request from Jim Wermers for Assistance with Fire Service Replacement at The Mall – D Dale
- F. Borrego Springs Subbasin Watermaster Board – VERBAL D Duncan/K Dice/T Driscoll
1. Update on Board Activities
 2. Update on Technical Advisory Committee Activities
 - i. Request for Future TAC Agenda Items

AGENDA: June 28, 2022

All Documents for public review on file with the District's secretary located at 806 Palm Canyon Drive, Borrego Springs CA 92004. Any public record provided to a majority of the Board of Directors less than 72 hours prior to the meeting, regarding any item on the open session portion of this agenda, is available for public inspection during normal business hours at the Office of the Board Secretary, located at 806 Palm Canyon Drive, Borrego Springs CA 92004.

The Borrego Springs Water District complies with the Americans with Disabilities Act. Persons with special needs should call Geoff Poole – Board Secretary at (760) 767 – 5806 at least 48 hours in advance of the start of this meeting, in order to enable the District to make reasonable arrangements to ensure accessibility.

If you challenge any action of the Board of Directors in court, you may be limited to raising only those issues you or someone else raised at the public hearing, or in written correspondence delivered to the Board of Directors (c/o the Board Secretary) at, or prior to, the public hearing.

III. BOARD COMMITTEE REPORTS, IF NEEDED

STANDING:

- A. Operations and Infrastructure: Duncan/Rosenboom
- B. Budget and Audit: Dice/Rosenboom
- C. ACWA/JPIA Insurance: Dice/Johnson

AD HOC:

- A. Prop 68: Baker/Johnson
- B. Public Outreach: Dice/Johnson
- C. Grants: Dice/Johnson
- D. Cyber Security/Risk Management: Baker/Rosenboom
- E. Developer's Policy: Baker/Duncan
- F. Finance: Baker/Rosenboom
- G. WWTP Monitoring Wells

IV. MONTHLY FINANCIAL & OPERATIONS REPORTS

- A. Financial Reports: May 2022
- B. Water and Wastewater Operations Report: May 2022
 - i. Wastewater Staff Report – Roy Martinez
- C. Water Production Operations Staff Report : May 2022 - Alan Asche

V. DIRECTORS AND STAFF REPORTS - VERBAL

- A. GRAC Conference Summary – D. Johnson
- B. Administration – Diana Del Bono
- C. Engineering - David Dale
- D. General Manager – Geoff Poole
 - 1. Prop 68 Grant Agreement/Sub Grantee Agreement

VI. CLOSED SESSION:

- ii. Conference with Legal Counsel - Potential Initiation of litigation pursuant to paragraph (4) of subdivision (d) of Section 54956.9: (Three (3) potential case)
- iii. Property Negotiations – BWD and US Gypsum Corporation Property Negotiations – Conference with Real Property Negotiators (Gov. Code §Section 54956.8) Property APN: 140-303-0900 & 140-303-1100, 150 acres Negotiating Parties: Geoff Poole, BWD General Manager and USG as potential buyer: Price and Terms of Payment Property Negotiations: Viking Ranch
- iv. Performance Evaluation of General Manager: GM Performance Review – Conference for Public Employee Performance Evaluation - Title: General Manager Employee Performance Review pursuant to subdivision (d) (4) of Government Code Section (Government Code §54957)

VII. CLOSING PROCEDURE: The next Board Meeting is scheduled for 9:00 AM July 12, 2022, to be available online. See Board Agenda at BorregoWD.org for details, Agenda information available at least 72 hours before the meeting.

AGENDA: June 28, 2022

All Documents for public review on file with the District's secretary located at 806 Palm Canyon Drive, Borrego Springs CA 92004. Any public record provided to a majority of the Board of Directors less than 72 hours prior to the meeting, regarding any item on the open session portion of this agenda, is available for public inspection during normal business hours at the Office of the Board Secretary, located at 806 Palm Canyon Drive, Borrego Springs CA 92004.

The Borrego Springs Water District complies with the Americans with Disabilities Act. Persons with special needs should call Geoff Poole – Board Secretary at (760) 767 – 5806 at least 48 hours in advance of the start of this meeting, in order to enable the District to make reasonable arrangements to ensure accessibility.

If you challenge any action of the Board of Directors in court, you may be limited to raising only those issues you or someone else raised at the public hearing, or in written correspondence delivered to the Board of Directors (c/o the Board Secretary) at, or prior to, the public hearing.

BORREGO WATER DISTRICT
BOARD OF DIRECTORS MEETING
JUNE 28, 2022
AGENDA ITEM II.A

June 21, 2022

TO: Board of Directors

FROM: Geoffrey Poole, General Manager

SUBJECT: Consent Calendar

RECOMMENDED ACTION:

Review, change if needed and approve

ITEM EXPLANATION:

The Virtual Meeting Resolution and March Minutes are attached.

NEXT STEPS

TBD

FISCAL IMPACT

TBD

ATTACHMENTS:

1. Virtual Resolution
2. April 12, 2022 Special Board Meeting Minutes
3. April 26, 2022 Regular Board Meeting Minutes

**RESOLUTION NO.
2022-06-10**

A RESOLUTION OF THE BOARD OF DIRECTORS OF THE BORREGO WATER DISTRICT AUTHORIZING VIRTUAL BOARD AND COMMITTEE MEETINGS PURSUANT TO AB 361

WHEREAS, the Borrego Water District (“District”) is committed to preserving and nurturing public access and participation in meetings of the Board of Directors; and

WHEREAS, all meetings of the District’s legislative bodies are open and public, as required by the Ralph M. Brown Act (Cal. Gov. Code 54950 – 54963), so that any member of the public may attend and participate in the District’s meetings; and

WHEREAS, starting in March 2020, in response to the spread of COVID-19 in the State of California, the Governor issued a number of executive orders aimed at containing the COVID-19 virus; and

WHEREAS, among other things, these orders waived certain requirements of the Brown Act to allow legislative bodies to meet virtually; and

WHEREAS, pursuant to the Governor’s executive orders, the District has been holding virtual meetings during the pandemic in the interest of protecting the health and safety of the public, District staff and Directors; and

WHEREAS, the Governor’s executive order related to the suspension of certain provisions of the Brown Act expires on September 30, 2021; and

WHEREAS, on September 16, 2021 the Governor signed AB 361 (in effect as of October 1, 2021 – Government Code Section 54953(e)), which allows legislative bodies to meet virtually provided there is a state of emergency, and either (1) state or local officials have imposed or recommended measures to promote social distancing; or (2) the legislative body determines by majority vote that meeting in person would present imminent risks to the health and safety of attendees; and

WHEREAS, such conditions now exist in the District, specifically, a state of emergency has been proclaimed related to COVID-19, state or local officials are recommending measures to promote social distancing, and because of the ongoing threat of COVID-19, meeting in person would present imminent risks to the health and safety of attendees;

NOW, THEREFORE, BE IT RESOLVED THE BOARD OF DIRECTORS OF THE BORREGO WATER DISTRICT DOES HEREBY RESOLVE AS FOLLOWS:

Section 1. Recitals. The Recitals set forth above are true and correct and are incorporated into this Resolution by this reference.

Section 2. Remote Teleconference Meetings: Consistent with the provisions of Government Code Section 54953(e), the Board of Directors finds and determines that (1) a state of emergency related to COVID-19 is currently in effect; (2) state or local officials have recommended measures to promote social distancing in connection with COVID-19; and (3) due to the COVID-19 emergency, meeting in person would present imminent risks to the health and safety of attendees. Based on such facts, findings and determinations, the Board authorizes staff to conduct remote teleconference meetings of the Board of Directors, including Committee meetings, under the provisions of Government Code Section 54953(e).

Section 3. Effective Date of Resolution. This Resolution shall take effect upon adoption and shall be effective for 30 days unless earlier extended by a majority vote of the Board of Directors in accordance with Section 4 of this Resolution.

Section 4. Extension by Motion. The Board of Directors may extend the application of this Resolution by motion and majority vote by up to 30 days at a time, provided that it makes all necessary findings consistent with and pursuant to the requirements of Section 54953(e)(3).

PASSED AND ADOPTED by the Board of Directors of the Borrego Water District this 24th day of June 28th, 2022.

Kathy Dice
President Of The Board Of Directors Of The Borrego Water District

ATTEST:

Dave Duncan
Secretary Of The Board Of Directors Of The Borrego Water District

Borrego Water District Board of Directors

MINUTES

Special Meeting

April 12, 2022 @ 9:00 a.m.

806 Palm Canyon Drive

Borrego Springs, CA 92004

I. OPENING PROCEDURES

- A. Call to Order: President Dice called the meeting to order at 9:00 a.m.
- B. Pledge of Allegiance: Those present stood for the Pledge of Allegiance.
- C. Roll Call: Directors: Present: President Dice, Vice President Baker,
Secretary/Treasurer Duncan,
Johnson, Rosenboom

Staff: Geoff Poole, General Manager
Jessica Clabaugh, Finance Officer
Steve Anderson, Best Best & Krieger
Diana Del Bono, Administration Manager
David Dale, District Engineer
Esmeralda Garcia, Administrative Assistant
Wendy Quinn, Recording Secretary

Public: Cathy Milkey, T2

- D. Approval of Agenda: *MSC: Johnson/Baker approving the Agenda as written.*
The roll call vote was unanimous.

- E. Approval of Minutes: None
- F. Comments from the Public and Requests for Future Agenda Items: None
- G. Comments from Directors: Director Baker reported that she had attended a workshop on cyber insurance in case of a breach. President Dice asked her to report on it during the committee reports. Director Johnson noted that questions had arisen regarding how to calculate BPAs, and suggested discussing it at the town hall meeting. She further pointed out that Ramien Shalizi recently distributed a letter that contained an error, and she wondered how it should be handled. President Dice suggested discussing it during the WM report.

- H. Correspondence Received from the Public: None

II. ITEMS FOR BOARD CONSIDERATION AND POSSIBLE ACTION

A. Lease Agreement with California State Parks for Twin Tanks Site: Geoff Poole reminded the Board that the Twin Tanks had been inadvertently installed on State Park land in the 1970s. BWD owns an adjacent parcel of the same size. He is working with the State to obtain grant funds to replace the Twin Tanks, two other tanks and the Wilcox pump motor. Eventually there will be a land swap between BWD and the State Park, which takes 24 to 30 months. The State Park can only enter into a lease for five years, and the grant team wants it for the life of the project. In the Board package was a proposed lease for five years, with an option to extend it for another five. This will allow the bidding and work to begin now. It has been reviewed by legal counsel. *MSC: Johnson/Rosenboom approving the lease agreement with the State Park for the Twin Tanks site. The roll call vote was unanimous.*

B. Ocotillo Wells Solar Revenues: Mr. Poole noted that there had been public concern regarding the impact of the Ocotillo Wells solar project on the community's water supply. He explained that the District is getting paid for it on a temporary basis (\$200,000), which he would like to set aside to eventually acquire farmland to fallow in order to meet the 2040 goals. Tier three water sales revenue is also being set aside for this purpose. The Board directed staff to establish the BPA Acquisition Fund as described. Discussion followed

regarding whether revenue from all three tiers would be deposited in the fund, and Mr. Poole agreed to clarify the policy.

C. Town Hall Date and Format: Mr. Poole reported that he wanted the WM involved in the Town Hall meeting, and hoped to talk about the wastewater treatment plant improvements and the tank replacements. He suggested scheduling it in the fall. The Board agreed. Director Duncan recommended making a request to the WMB for their participation, to be considered at next month's meeting. Mr. Poole will work with the Public Outreach Committee on the details and come back to the Board with a recommendation.

D. Borrego Springs Subbasin Watermaster Board:

Director Johnson expressed concern regarding a letter from Mr. Shalizi indicating a misunderstanding of BPA carryovers. She suggested a correction should come from West Yost. Director Duncan recommended that the WM staff contact Mr. Shalizi. Director Baker reported that she had left him a voice mail informing him there was an error in his letter and asking him to contact her or the WM. President Dice suggested creating a template to help pumpers in estimating their ramp down and future water needs.

i. Update on Board Activities. President Dice reported that at its last meeting the WMB approved the annual report and approved going forward with work on the budget. She suggested that BWD have a chance to review and comment on the budget as it goes forward. The Environmental Working Group had a field trip to the Mesquite Bosque to look at GDEs. Director Duncan announced the next meeting, Thursday at 4:30.

ii. Update on Technical Advisory Committee Activities. Director Johnson reported that Trey Driscoll had requested that DWR reports be released earlier to enable him to review them in more detail. President Dice reported that an addendum with comments and answers had been added to the annual report. Director Duncan planned to recommend a three meeting procedure for the annual report, one for public comments, one for the WMB to review the comments and one to finalize and approve it.

**III. BOARD COMMITTEE REPORTS, IF NEEDED
STANDING**

B. Budget and Audit: President Dice reported that the Committee met and changed some assumptions regarding inflation in the budget, which will be brought back to the Board. Mr. Poole and Jessica Clabaugh are working on it.

C. ACWA/JPIA Insurance: Director Johnson offered to attend the upcoming conference in Sacramento. Mr. Poole will talk to Diana Del Bono about attending and get back to Director Johnson.

AD HOC

D. Cyber Security/Risk Management: Director Baker showed slides regarding reduction of financial risk to the District through cyber insurance. The presenter was attorney Ashley Jones. If a data breach occurs at the District, they should call a "Breach Coach," then the insurance carrier. The coach deals with all elements affected: public relations, notification, services, forensic engineering, extortion, forensic accounting and management services. The insurance company needs to pre-approve the consultants. It is important to line them up now so the District can respond quickly if necessary, and to have printed copies of policies and contacts. Ms. Clabaugh reported she had contacted JPIA and they work with Beasley Breach Solutions.

IV. STAFF REPORTS

A. Water and Sewer Revenue: Ms. Clabaugh presented slides showing March water and sewer revenue. Water sales were \$306,000, a 20 percent increase from last year. Sewer totaled 41,000 units, also a 20 percent increase. Director Duncan asked how much water the Ocotillo Wells solar project was using per month, and Ms. Clabaugh replied it was 920 units in March, approximately two acre-feet. She will start including a more detailed breakdown in her Special Minutes: April 12, 2022

reports. A number of late customers were relieved by the recent grant. Red tagging has resumed. The past due amount has been reduced from \$106,000 to \$69,000. Another grant for sewer arrearages is possible. Director Baker asked what was the typical past due amount prior to COVID, and Ms. Clabaugh replied between \$25,000 and \$30,000.

B. Budget Schedule Update: Ms. Clabaugh reported that the Audit and Budget Committee met. They have a draft budget and she will put it on the website today. She encouraged the Board members to review it and email any comments or questions, as well as any anticipated contracts or legal issues.

C. BPA Sales Update: Diana Del Bono reported she had sold 2.3 acre-feet, and 3.7 acre-feet were still available, although will-serve letters had been send out for these. If they are all sold only .95 acre-feet will remain. BPAs were sold to Mercy Air, and will-serve letters were issued to Dollar General, a miniature golf course and a homeowner. Applications were sent to SDG&E and a few homeowners. Mr. Poole reported that the Pilot Water Program/Developer's Policy Committee would meet soon.

D. Governors' Executive Order Regarding Well Construction Coordination: Mr. Poole reported on coordination among BWD, the WM and the County. Director Johnson explained that the Governor's Executive Order is temporary, but may become permanent. Two private well owners have given the District permission to do some monitoring, working with John Peterson. Mr. Poole will put this on the next Agenda. Mr. Anderson reported that there is a bill pending to make the Executive Order permanent for critical basins. Paragraph 9 is controversial, as to whether the WMBs or the counties are responsible. Counties have long had authority to permit the drilling of wells, but the Executive Order requires a sign-off first by the GSA that the well will not harm sustainability and will not interfere with existing wells. There is an exemption for de minimus wells.

CLOSED SESSION:

A. Conference with Legal Counsel - Significant exposure to litigation pursuant to paragraph (3) of subdivision (d) of Section 54956.9: (One (1) potential case):

B. Property Negotiations – BWD and US Gypsum Corporation Property Negotiations – Conference with Real Property Negotiators (Gov. Code §Section 54956.8) Property APN: 140-303-0900 & 140-303-1100, 150 acres Negotiating Parties: Geoff Poole, BWD General Manager and USG as potential buyer: Price and Terms of Payment Property Negotiations: Viking Ranch:

The Board adjourned to closed session at 11:40 a.m., and thereafter, the open session reconvened. There was no reportable action.

VI. CLOSING PROCEDURE

The next Board Meeting is scheduled for April 26, 2022, to be available online. See Board Agenda at BorregoWD.org for details, available at least 72 hours before the meeting. There being no further business, the Board adjourned.

Borrego Water District Board of Directors
MINUTES
Regular Meeting
April 26, 2022 @ 9:00 a.m.
806 Palm Canyon Drive
Borrego Springs, CA 92004

I. OPENING PROCEDURES

- A. Call to Order: President Dice called the meeting to order at 9:00 a.m.
- B. Pledge of Allegiance: Those present stood for the Pledge of Allegiance.
- C. Roll Call: Directors: Present: President Dice, Vice President Baker,
Secretary/Treasurer Duncan,
Johnson, Rosenboom

 Staff: Geoff Poole, General Manager
 Steve Anderson, Best Best & Krieger
 Diana Del Bono, Administration Manager
 Jessica Clabaugh, Finance Officer
 Esmeralda Garcia, Administrative Assistant
 Wendy Quinn, Recording Secretary

 Public: Joseph Sanford
- D. Approval of Agenda: *MSC: Baker/Johnson approving the Agenda as written.*

The roll call vote was unanimous.

- E. Comments from the Public and Requests for Future Agenda Items: None

F. Comments from Directors: President Dice noted that she had distributed an article from the *Union-Tribune* regarding advanced metering infrastructure in the Oceanside Water District.

H. Correspondence Received from the Public: Director Johnson reported that the Stewardship Council is requesting BWD to advance funds for their resiliency project until they are reimbursed by the Prop 68 grant. President Dice noted that the Council is working to obtain a 501c3 nonprofit status, and if unsuccessful, they may not qualify for a grant.

II. ITEMS FOR BOARD CONSIDERATION AND POSSIBLE ACTION

- A. Consent Calendar:
 - 1. Resolution No. 2022-04-01 Virtual Meetings:

MSC: Johnson/Baker approving the Consent Calendar. The roll call vote was unanimous.

B. Emergency Sewer Pipeline Repairs Project – SDG&E Energy Distribution Relocation: Geoff Poole reported that the contractor working on the La Casa Del Zorro sewer line had encountered an electrical line, which was adjusted to accommodate the sewer line. It now requires relocation for a cost of approximately \$30,000. SDG&E will do the work, and BWD will pay for it out of cash reserves. *MSC: Duncan/Rosenboom approving the expenditure. The roll call vote was unanimous.*

- C. Borrego Springs Subbasin Watermaster Board:

1. Update on Board Activities. Director Duncan reported that at the last meeting, the WMB discussed review of the annual report. He suggested three meetings, public comment, WMB review and approval. Shannon Smith disagreed, and Director Duncan planned to bring it up again. The Board concurred. Director Baker suggested a clear schedule of deliverables. She was concerned that the annual report was based on Dudek’s tool, rather than

the Borrego Valley hydrological model. Mr. Poole agreed to prepare a letter to the WMB for Director Duncan's signature, recommending adjusted procedures for reviewing the annual report.

2. Update on Technical Advisory Committee Activities. No report.

III. BOARD COMMITTEE REPORTS

STANDING

B. Budget and Audit: Jessica Clabaugh reported that the Committee met and reviewed the draft budget for a second time. They will meet again in two or three weeks. She hoped to present it to the Board at its second meeting in May. Director Baker asked about unrestricted funds (non-rate revenue), and Ms. Clabaugh agreed to update her report.

C. ACWA/JPIA Insurance: Mr. Poole announced that he would be attending the ACWA conference.

AD HOC:

A. Prop 68: Director Johnson reported that Prop 68 funds may be available for treatment and remediation activities to prevent contamination of groundwater, especially in small communities. She will discuss it with Dudek. President Dice asked her to send a link for more information.

IV. MONTHLY FINANCIAL & OPERATIONS REPORTS

A. Financial Reports: March 2022: Ms. Clabaugh showed slides summarizing the financials for March. At month end there was \$8.3 million, including bond funds and cash on hand, and \$8.6 million in the fiduciary account. Total water revenue for March was \$305,000. Some revenue was accrued from the pilot program for small development. Water usage was higher than expected. The mobile office (fifth wheel) for the drill sites was sold. Operating expenses included quarterly testing and gas. GWM expenses included TAC representation and BB&K. CIP included the SDG&E pipeline, for which they will reimburse the District. There was maintenance on Wells 12 and 5-15. Director Johnson asked how much was spent on the Prop 68 grant application, and Ms. Clabaugh cited hourly rates: \$265 for Trey Driscoll, \$230 for Jane Gray, \$138 for Meagan Wylie, \$276 for a BB&K partner and \$244 for an associate. President Dice asked Board members to go through Mr. Poole when contacting a consultant so expenses can be tracked.

1. Tier 3 Revenue and BPA Acquisition Fund. Ms. Clabaugh noted that the reserves policy had been revised in 2020 with assistance from Fieldman/Rolapp. It was provided to Raftelis and is broken down in the rate study. The target to purchase additional BPAs is \$1.5 million. The \$300,000 per year for water supply reserves is divided equally among the three tiers' revenue, as well as commercial and irrigation. The Ocotillo Wells solar water purchase generated \$40,000. At the end of the year, the account is expected to reach \$400,000. Mr. Poole explained that the net income for the year is allocated to reserve funds by percentage, and asked Ms. Clabaugh to report on this. President Dice asked her to present the chart she used at the Budget and Audit Committee meeting.

B. Water and Wastewater Operations Report: March 2022:

1. Wastewater Staff Report. Mr. Poole reported that Dudek is working on the final draft on wastewater treatment plant capacity and upgrades. The average daily flow is 77,000 gallons.

C. Water Production/Use Records: March 2022:

1. Operations Staff Report. The Water Production/Use Records were included in the Board package.

V. STAFF REPORTS

A. Administration: Diana Del Bono reported there were no meter rereads last month, saving about a day of work, with the new software program. On Thursday Springbrook will pull all the data, then Monday will start the cloud system. Esmeralda Garcia is continuing to work with past due customers and is waiting to hear from the State on possible sewer bill rebates.

1. Water Supply Pilot Program. Two point three BPAs have been paid for (4 transactions), and 2.5 are pending (will serve letters sent but no response so far). One point two BPAs remain. The Pilot Water Program/Developer's Policy Committee will meet today. Mr. Poole reported that Joe Sanford had come into the office wanting to build one or more houses and asking about the BPA program. Mr. Sanford introduced himself, an architect and developer from the Pacific Northwest. He had been visiting Borrego since 1985. He was interested in providing affordable housing, and had met with three major real estate agents in the area who felt there was a demand. The homes would be sold and built one at a time. Mr. Poole assured him that the Committee would look into it.

i. Review Schedule – May 2022. No report.

B. General Manager:

1. Construction Water Update. Mr. Poole reported that the District has sold 10 acre-feet of water to the Ocotillo Wells solar project. Their total request is 40 acre-feet. This would be \$200,000 in income to the District. They anticipate completion in about ten months.

2. GM to attend ACWA in Sac starting May 2. Mr. Poole confirmed that he planned to attend the ACWA conference.

Mr. Poole reported that he had been working with Ana Schwab on grant opportunities. He had reapplied for a grant for the Borrego Valley Road pipeline. He had spoken to representatives of Diane Feinstein's, Darryl Issa's and Brian Jones' offices. Mr. Poole noted that the Board had approved the lease agreement for the Twin Tanks with the State Park, and he was awaiting a response from DWR.

VI. CLOSED SESSION

A. Conference with Legal Counsel - Potential Initiation of litigation pursuant to paragraph (4) of subdivision (d) of Section 54956.9: (One (1) potential case):

B. Property Negotiations – BWD and US Gypsum Corporation Property Negotiations – Conference with Real Property Negotiators (Gov. Code §Section 54956.8) Property APN: 140-303-0900 & 140-303-1100, 150 acres Negotiating Parties: Geoff Poole, BWD General Manager and USG as potential buyer: Price and Terms of Payment Property Negotiations: Viking Ranch:

The Board adjourned to closed session at 11:10 a.m., and thereafter, the open session reconvened. There was no reportable action.

VII. CLOSING PROCEDURE

The next Board Meeting is scheduled for 9:00 a.m., May 10, 2022, to be available on line. See Board Agenda at BorregoWD.org for details. Agenda information available at least 72 hours before the meeting. There being no further business, the meeting was adjourned.

BORREGO WATER DISTRICT
BOARD OF DIRECTORS MEETING
JUNE 28, 2022
AGENDA ITEM II.B

June 21, 2022

TO: Board of Directors

FROM: Geoffrey Poole, General Manager

SUBJECT: Resolution No.2022-06-03, 2022-06-04, 2022-06-05, 2022-06-06, 2022-06-07, 2022-06-08, and 2022-06-09 Approving Annual Tax Assessments -

RECOMMENDED ACTION:

Approve Resolution setting tax rates for 2022-23

ITEM EXPLANATION:

A number of assessments are levied each year by BWD on parcels in our service area. Each year the Board approves the assessments and representatives from David Tausig and Associates will be present at the meeting to review the Assessments and answer any questions.

NEXT STEPS

Once approved, begin implementation on July 1, 2022

FISCAL IMPACT

See attached

ATTACHMENTS

1. **FISCAL YEAR 2022-2023 ADMINISTRATION REPORT
Community Facilities District No. 2007-1**
2. **Summary of the preliminary Fiscal Year (“FY”) 2022-2023 fixed charge levies
for Borrego Water District**
3. **RESOLUTION NO. 2022-06-03 RESOLUTION OF THE BOARD OF DIRECTORS OF THE
BORREGO WATER DISTRICT RESTATING AND ADOPTING A STATEMENT OF INVESTMENT
POLICY**
4. **RESOLUTION NO. 2022-06-04 RESOLUTION OF THE BOARD OF DIRECTORS OF THE
BORREGO WATER DISTRICT, SAN DIEGO COUNTY, CALIFORNIA, LEVYING STANDBY
CHARGES AND/OR ACREAGE ASSESSMENTS TO DEFRAY THE COST OF OPERATIONS
AND MAINTENANCE OF THE DISTRICT AND REQUESTING THE LEVY AND COLLECTION OF
SAID STANDBY CHARGES AND/OR ACREAGE ASSESSMENTS ON LAND WITHIN THE
DISTRICT FOR THE FISCAL YEAR 2022-2023**
5. **RESOLUTION NO. 2022-06-05 RESOLUTION OF THE BOARD OF DIRECTORS OF THE
BORREGO WATER DISTRICT, SAN DIEGO COUNTY, CALIFORNIA, LEVYING STANDBY
CHARGES AND/OR ACREAGE ASSESSMENTS TO DEFRAY THE COSTS OF OPERATIONS
AND MAINTENANCE OF THE DISTRICT, AND TO PAY COSTS OF OPERATIONS AND
MAINTENANCE FOR IMPROVEMENT DISTRICT NO. 1 AND REQUESTING THE LEVY AND
COLLECTION OF SAID STANDBY CHARGES AND/OR ACREAGE ASSESSMENTS ON
CERTAIN LAND IN IMPROVEMENT DISTRICT NO. 1 FOR THE FISCAL YEAR 2022-2023.**
6. **RESOLUTION NO. 2022-06-06**


RESOLUTION OF THE BOARD OF DIRECTORS OF THE BORREGO WATER DISTRICT, SAN DIEGO COUNTY, CALIFORNIA, LEVYING CHARGES AND/OR ACREAGE ASSESSMENTS TO DEFRAY THE COST OF PROVIDING PEST CONTROL SERVICES BY THE DISTRICT AND REQUESTING LEVY AND COLLECTION OF SAID CHARGES AND/OR ACREAGE ASSESSMENTS FOR THE FISCAL YEAR 2022-2023

7. RESOLUTION NO. 2022-06-07

RESOLUTION OF THE BOARD OF DIRECTORS OF THE BORREGO WATER DISTRICT, SAN DIEGO COUNTY, CALIFORNIA, LEVYING STANDBY CHARGES AND/OR ACREAGE ASSESSMENTS TO DEFRAY THE COST OF OPERATING AND MAINTAINING THE WATER FACILITIES WITHIN IMPROVEMENT DISTRICT NO. 3 OF THE DISTRICT AND REQUESTING THE LEVY AND COLLECTION OF SAID STANDBY CHARGES AND/OR ACREAGE ASSESSMENTS FOR THE FISCAL YEAR 2022-2023

8. RESOLUTION NO. 2022-06-08 RESOLUTION OF THE BOARD OF DIRECTORS OF THE BORREGO WATER DISTRICT ACTING AS THE LEGISLATIVE BODY OF COMMUNITY FACILITIES DISTRICT NO. 2017-1 OF THE BORREGO WATER DISTRICT AUTHORIZING THE LEVY OF SPECIAL TAXES WITHIN COMMUNITY FACILITIES DISTRICT NO. 2017-1 FOR THE FISCAL YEAR 2022-2023

9. RESOLUTION NO. 2022-06-09 RESOLUTION OF THE BOARD OF DIRECTORS OF THE BORREGO WATER DISTRICT ACTING AS THE LEGISLATIVE BODY OF COMMUNITY FACILITIES DISTRICT NO. 2007-1 OF THE BORREGO WATER DISTRICT AUTHORIZING THE LEVY OF SPECIAL TAXES WITHIN COMMUNITY FACILITIES DISTRICT NO. 2007-1 FOR THE FISCAL YEAR 2022-2023



dta
Municipal
Solutions

www.FinanceDTA.com

FISCAL YEAR 2022-2023
ADMINISTRATION REPORT
BORREGO WATER DISTRICT
COMMUNITY FACILITIES DISTRICT NO. 2007-1
June 17, 2022

Public Finance
Public-Private Partnerships
Development Economics
Clean Energy Bonds

Newport Beach / San Jose / San Francisco / Riverside
Dallas / Houston / Raleigh / Tampa

BORREGO WATER DISTRICT



FISCAL YEAR 2022-2023 ADMINISTRATION REPORT

Community Facilities District No. 2007-1

Prepared for:

Borrego Water District

PO Box 1870

806 Palm Canyon Drive

Borrego Springs, CA 92004

TABLE OF CONTENTS

<u>SECTION</u>	<u>PAGE</u>
INTRODUCTION.....	1
I SPECIAL TAX CLASSIFICATIONS AND DEVELOPMENT UPDATE.....	3
A Special Tax Classifications.....	3
B Development Update.....	3
II FISCAL YEAR 2021-2022 LEVY.....	5
III FISCAL YEAR 2022-2023 SPECIAL TAX REQUIREMENT	6
IV METHOD OF APPORTIONMENT.....	8
A Maximum Special Tax Rates.....	8
B Termination of Special Tax	8
C Apportionment of Special Taxes.....	8
 <u>APPENDICES</u>	
APPENDIX A BOUNDARY MAP	
APPENDIX B AMENDED AND RESTATED RATE AND METHOD OF APPORTIONMENT	
APPENDIX C SPECIAL TAX LEVY FISCAL YEAR 2022-2023	

INTRODUCTION

This report provides an analysis of the financial and administrative obligations of Community Facilities District No. 2007-1 ("CFD No. 2007-1") of the Borrego Water District (the "Water District"). The \$9,530,000 Series 2007 Special Tax Bonds (the "Series 2007 Bonds") were issued in June 2007 and have been in default since September 2011. The District and the bond owner agreed to remedy the default of the Series 2007 Bonds through a restructuring in which the Series 2007 Bonds were paid off and accrued interest and penalties, interest and other charges were waived and discharged forever. In addition, as a part of the restructuring, the lien for CFD No. 2007-1 was cancelled for certain property owned by the bond owner and such property was included in a new CFD called CFD No. 2017-1. In May 2017, the Water District issued \$1,100,000 Series 2017A Special Tax Refunding Bonds (the "Series 2017A Bonds") for CFD No. 2007-1 and \$10,300,000 Series 2017B Special Tax Refunding Bonds (the "Series 2017B Bonds") for CFD No. 2017-1. The Series 2017A and 2017B Bonds were issued for the purpose of defeasing and refunding the outstanding CFD No. 2007-1 Bonds. The outstanding Series 2007 bond amounts owed at the time of the restructuring was \$12,816,116, representing principal in the amount of \$9,320,000 (of which \$1,535,000 was past due) and accrued and unpaid interest in the amount of \$3,496,116. A total of \$1,416,116 in accrued and unpaid interest was waived and forever discharged.

CFD No. 2007-1 is a legally constituted governmental entity established under the Mello-Roos Community Facilities Act of 1982, (the "Act") as amended. The Act provides an alternative method for the financing of certain public capital facilities and services. Specifically, CFD No. 2007-1 is authorized to issue up to \$11,000,000 in bonds and has sold \$9,530,000 in bonds for purposes of refunding prior bonds issued by CFD No. 95-1 of the Water District, as well as by CFD No. 2007-1. The current outstanding principal is equal to \$860,000 as of August 2, 2021. The Series 2017A Bonds are scheduled to be paid off in year 2032. Pursuant to the Amended and Restated Rate and Method of Apportionment for CFD No. 2007-1 ("RMA"), the special tax shall be levied for a period not to exceed 40 years commencing in Fiscal Year 2007-2008. The RMA is included in Appendix C.

The bonded indebtedness of CFD No. 2007-1 is both secured and repaid through the annual levy and collection of special taxes from all property subject to the tax within CFD No. 2007-1. In calculating the special tax liability for fiscal year 2022-2023, this report examines the financial obligations of the current fiscal year and analyzes the level of development within CFD No. 2007-1.

As part of the restructuring, a majority of the taxable property located within Community Facilities District 2007-1 was released from the obligation to pay its CFD No. 2007-1 special taxes and was included in Borrego Water District Community Facilities District No. 2017-1. A Notice of Cancellation was recorded for such property on July 20, 2017. Only 88 lots of Developed Property (and certain exempt property) remain in CFD No. 2007-1. All property expected to be developed in the future has been included in CFD No. 2017-1. A map

showing the property remaining in CFD No. 2007-1 is included in Appendix A.

This report is organized into the following sections:

- **Section I:** Section I provides an update of the development status of property within CFD No. 2007-1;
- **Section II:** Section II analyzes the previous fiscal year's special tax levy and includes a discussion of delinquent special taxes;
- **Section III:** Section III determines the financial obligations of CFD No. 2007-1 for fiscal year 2022-2023; and
- **Section IV:** Section IV reviews the methodology used to apportion the special tax requirement between Developed Property and Undeveloped Property. A table of the 2022-2023 special taxes for each classification of property is included.

I SPECIAL TAX CLASSIFICATIONS AND DEVELOPMENT UPDATE

A Special Tax Classifications

The methodology employed to calculate and apportion the special tax is contained in a document entitled the Amended and Restated Rate and Method of Apportionment of the Special Tax. The Amended and Restated Rate and Method of Apportionment defines two primary categories of taxable property, namely "Developed Property" and "Undeveloped Property." The category of Developed Property is in turn divided into five separate special tax classifications based on the size of the lot or the use of the property. A table of the Developed Property special tax classifications is shown below.

Table 1: Developed Property Classifications

Land Use Class	Description
1	Residential Property (lot size >12,000 sq. ft.)
2	Residential Property (lot size <12,000 sq. ft.)
3	Commercial Property
4	Golf Course Property
5	Hotel/Motel Property

Developed Property is distinguished from Undeveloped Property by (i) the recordation of a final map for residential property, (ii) the issuance of a building permit for commercial property or hotel/motel property, and (iii) the determination of Golf Course Property. Specifically, property for which a final map was recorded or a building permit was issued as of January 1 will be classified as Developed Property in the following fiscal year.

B Development Update

Under the original boundaries, CFD No. 2007-1 encompassed approximately 3,140 gross acres of land in unincorporated San Diego County. After the cancellation of the lien for certain property in CFD No. 2007-1, CFD No. 2007-1 now encompasses approximately 997 gross acres. Of this amount, approximately 24 gross acres is considered Residential Property, while the remaining acreage consists of open space, streets, and other uses not subject to the special tax.

Property remaining in CFD No. 2007-1 includes a total of 88 residential lots that are within final subdivision maps and considered Residential Property. There is no property considered Golf Course Property, Commercial Property, or Hotel/Motel Property within CFD No. 2007-1. In addition, there are no parcels located in CFD No. 2007-1 that remain to be developed. The table below indicates the cumulative Developed Property, by class, within CFD No. 2007-1.

Table 2: Cumulative Developed Property

Class	Land Use	Number of Lots/SF/ Rooms/Acres
1	Residential Property (lot size >12,000 sq. ft.)	59 lots
2	Residential Property (lot size <12,000 sq. ft.)	29 lots
3	Commercial Property	0 square feet
4	Golf Course Property	0.00 acres
5	Hotel/Motel Property	0 rooms

II FISCAL YEAR 2021-2022 LEVY

The aggregate Special Tax levy for the property located within CFD No. 2007-1 for Fiscal Year 2021-2022 equaled \$115,689. As of June 13, 2022, \$113,722 in special taxes had been collected by the County resulting in a delinquency rate of approximately 1.70%.

III FISCAL YEAR 2022-2023 SPECIAL TAX REQUIREMENT

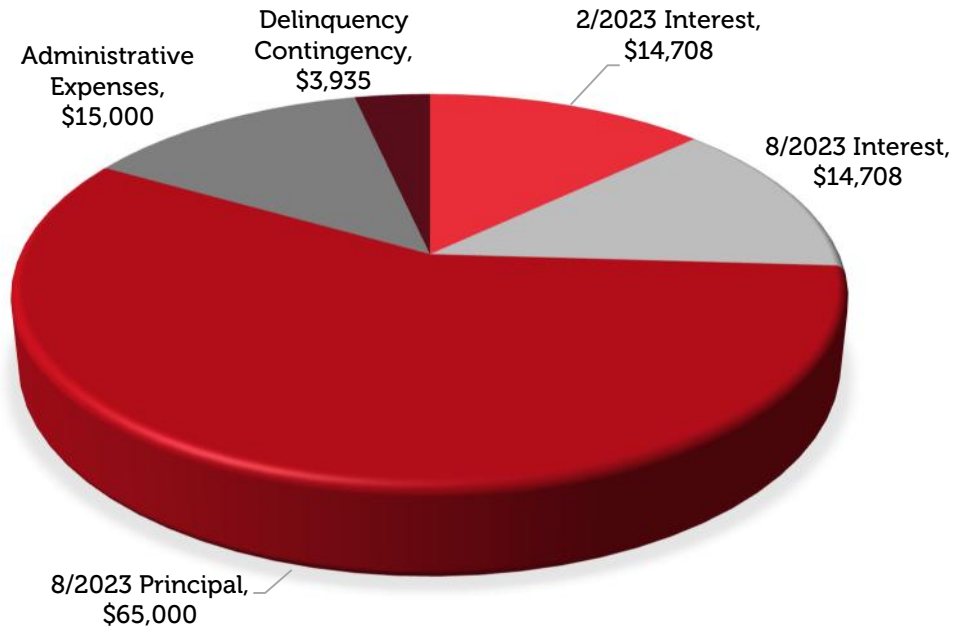
For fiscal year 2022-2023, the special tax requirement is equal to \$115,689 and is calculated as follows:

Table 3: Fiscal Year 2022-2023 Special Tax Requirement

	Subtotal	Total
Total Sources		\$99,863
Fund Balances as of May 30, 2022		
Interest Account	\$0	
Special Tax Fund	\$98,637	
Surplus Fund	\$1,226	
Remaining Fiscal Year 2021-2022 Obligations		(\$95,910)
Interest Due August 1, 2022	(\$15,910)	
Principal Due August 1, 2022	(\$65,000)	
Administrative Expenses	(\$15,000)	
Cumulative Surplus/(Shortfall)		\$3,953
Fiscal Year 2022-2023 Obligations		(\$113,350)
Series 2017A Interest Due February 1, 2023	(\$14,708)	
Series 2017A Interest Due August 1, 2023	(\$14,708)	
Series 2017A Principal Due August 1, 2023	(\$65,000)	
Administration Expenses	(\$15,000)	
Delinquency Contingency	(\$3,935)	
Fiscal Year 2022-2023 Special Tax Requirement		(\$109,397)

The components of the fiscal year 2022-2023 gross special tax requirement are shown graphically below.

Figure 1: Fiscal Year 2022-2023 Gross Special Tax Requirement



Total Fiscal Year 2022-2023 Gross Special Tax Requirement: \$113,350

IV METHOD OF APPORTIONMENT

A Maximum Special Tax Rates

The amount of special taxes that CFD No. 2007-1 may levy is strictly limited by the maximum special taxes set forth in the Amended and Restated Rate and Method of Apportionment. The maximum special taxes for each classification of Developed Property, or the "Assigned Special Taxes," are specified in Table 1 of Section C of the Amended and Restated Rate and Method of Apportionment.¹

B Termination of Special Tax

The Special Tax shall be levied for a period not to exceed forty years commencing in fiscal year 2007-2008.

C Apportionment of Special Taxes

The special tax that is apportioned to each parcel is determined through the application of Section D of the Amended and Restated Rate and Method of Apportionment. Section D apportions the special tax requirement in five steps which prioritize the order in which Developed Property and Undeveloped Property are taxed.

The first step states that the special tax shall be levied against each parcel of Residential Property, Commercial Property, and Hotel/Motel Property at up to 100% of the assigned special tax. If the special taxes raised pursuant to the first step are less than the special tax requirement, then the second step is applied. The second step states that the special tax shall be levied against each parcel of Golf Course Property at up to 100% of the assigned special tax. If additional monies are needed, then the third step is applied. The third step states that the special tax shall be levied against all parcels of Undeveloped Property at up to 100% of the applicable maximum special tax per acre. Since there is no Golf Course or Undeveloped Property remaining in CFD No. 2007-1, the second and third steps are not necessary. The fourth and fifth steps are designed to accommodate changes in land use and are intended to be used only as a last resort.

Application of the maximum special taxes under the first step generates special tax revenues of \$115,689 from Residential Property, which is sufficient to meet all obligations for CFD No. 2007-1 for fiscal year 2022-2023 as outlined in Section III. Therefore, the fiscal year 2022-2023 special tax levied against each parcel of Developed Property is equal to approximately 94.6% of the applicable maximum special tax for such parcel. The fiscal year 2022-2023

¹Technically, Section C states that the maximum special tax for a parcel of Developed Property is equal to the greater of the rate set forth for the applicable Developed Property classification in Table 1 of Section C or "Backup Special Tax." The Backup Special Tax was established for the contingency of a shortfall in revenues resulting from significant changes in development densities. The contingency for which the Backup Special Tax was established does not exist and hence, all discussion of maximum tax rates focuses on the rates set forth for each classification of Developed Property in Section C of the Amended and Restated Rate and Method of Apportionment.

maximum and actual special taxes are shown for each classification of Developed Property and Undeveloped Property in the following table.

Table 4: Fiscal Year 2022-2023 Special Taxes for Developed Property and Undeveloped Property

Land Use Class	Description	FY 2022-2023 Maximum Special Tax	FY 2022-2023 Actual Special Tax
1	Residential Property (lot size >12,000 sq. ft.)	\$1,574.00/lot	\$1,488.40/lot
2	Residential Property (lot size <12,000 sq. ft.)	\$787.00/lot	\$744.20/lot
3	Commercial Property	\$1.38/s.f. of floor area	N/A
4	Golf Course Property	\$1,200.00/acre	N/A
5	Hotel/Motel Property	\$300.00/room	N/A
N/A	Undeveloped Property	\$20,058.00/acre	N/A

A list of the actual special tax levied against each parcel in CFD No. 2007-1 is included in Appendix D.

Figure 2: Fiscal Year 2022-2023 Special Tax Levy





APPENDIX A

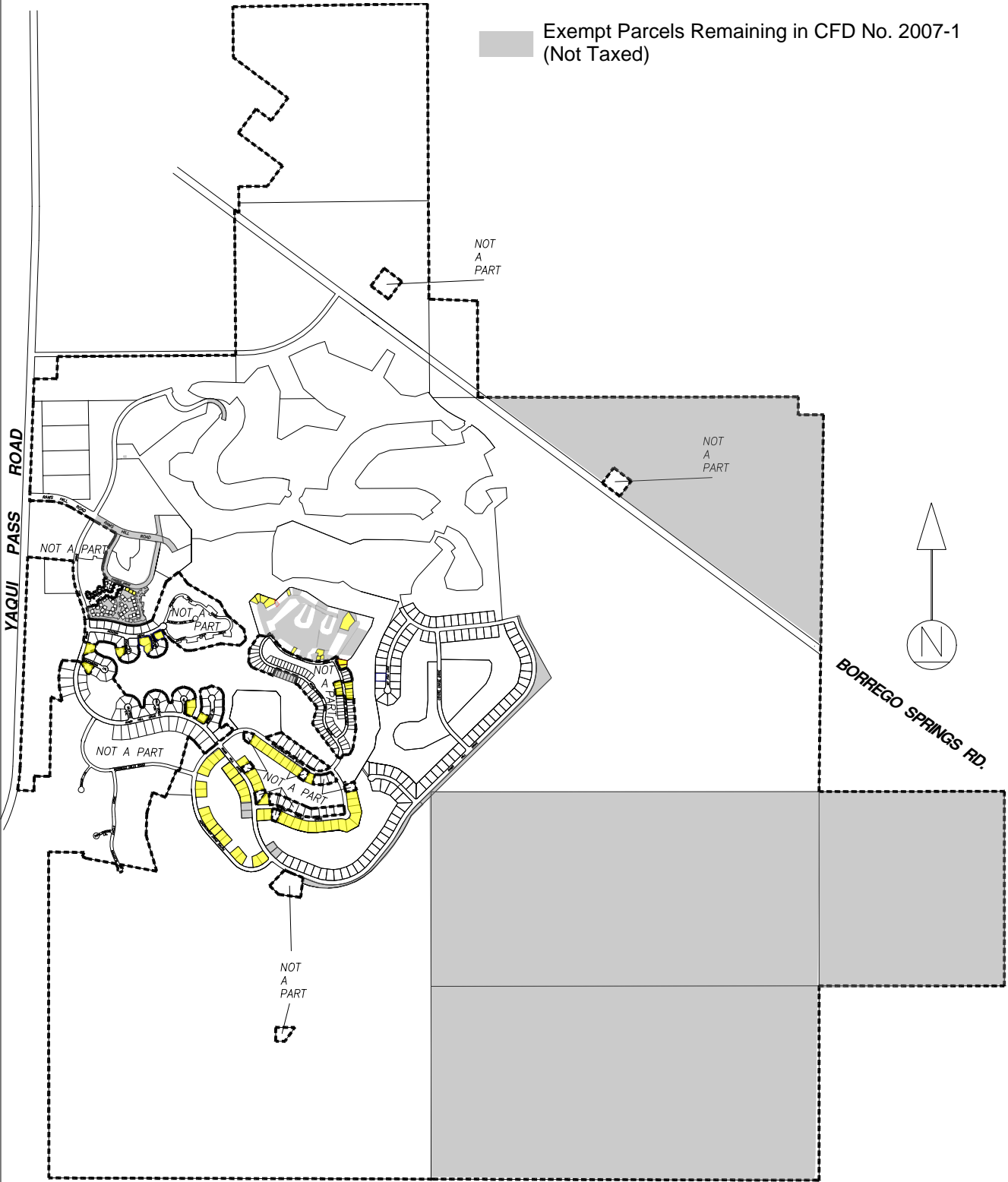
Borrego Water District
Community Facilities District No. 2007-1
Fiscal Year 2022-2023 Administration Report



BOUNDARY MAP

Borrego Water District CFD No. 2007-1
Parcels Removed from the CFD

-  Residential Parcels Remaining in CFD No. 2007-1
-  Exempt Parcels Remaining in CFD No. 2007-1 (Not Taxed)



APPENDIX B

Borrego Water District
Community Facilities District No. 2007-1
Fiscal Year 2022-2023 Administration Report



**AMENDED AND RESTATED
RATE AND METHOD OF
APPORTIONMENT**

**AMENDED AND RESTATED
RATE AND METHOD OF APPORTIONMENT FOR
BORREGO WATER DISTRICT
COMMUNITY FACILITIES DISTRICT NO. 2007-1
(MONTESORO)**

A Special Tax as hereinafter defined shall be levied on all Assessor's Parcels in Borrego Water District Community Facilities District No. 2007-1 ("CFD No. 2007-1") and collected each Fiscal Year commencing in Fiscal Year 2007-08, in an amount determined by the CFD Administrator of the Borrego Water District through the application of the Amended and Restated Rate and Method of Apportionment as described below. All of the real property in CFD No. 2007-1, unless exempted by law or by the provisions hereof, shall be taxed for the purposes, to the extent and in the manner herein provided.

A. DEFINITIONS

The terms hereinafter set forth have the following meanings:

"Acre or Acreage" means the land area of an Assessor's Parcel as shown on an Assessor's Parcel Map, or if the land area is not shown on an Assessor's Parcel Map, the land area shown on the applicable final map, parcel map, condominium plan, or other recorded County parcel map. Lot size equals Acreage multiplied by 43,560.

"Act" means the Mello-Roos Community Facilities Act of 1982, as amended, being Chapter 2.5, Division 2 of Title 5 of the Government Code of the State of California.

"Administrative Expenses" means the following actual or reasonably estimated costs directly related to the administration of CFD No. 2007-1: the costs of computing the Special Taxes and preparing the annual Special Tax collection schedules (whether by the Water District or designee thereof or both); the costs of collecting the Special Taxes (whether by the County or otherwise); the costs of remitting the Special Taxes to the Fiscal Agent; the costs of the Fiscal Agent (including its legal counsel) in the discharge of the duties required of it under the Fiscal Agent Agreement; the costs to the Water District, CFD No. 2007-1 or any designee thereof of complying with arbitrage rebate requirements; the costs to the Water District, CFD No. 2007-1 or any designee thereof of complying with Water District, CFD No. 2007-1 or obligated persons disclosure requirements associated with applicable federal and state securities laws and of the Act; the costs associated with preparing Special Tax disclosure statements and responding to public inquiries regarding the Special Taxes; the costs of the Water District, CFD No. 2007-1 or any designee thereof related to an appeal of the Special Tax; the costs associated with the release of funds from any escrow account; and the Water District's annual administration fees, and third party expenses. Administrative Expenses shall also include amounts estimated or advanced by the Water District or CFD No. 2007-1 for any other administrative purposes of CFD No. 2007-1, including attorney's fees and other costs related to commencing and pursuing any foreclosure or other resolution of delinquent Special Taxes.

"Assessor's Parcel" means a lot or parcel shown in an Assessor's Parcel Map with an assigned Assessor's parcel number.

"Assessor's Parcel Map" means an official map of the Assessor of the County designating parcels by Assessor's parcel number.

"Assigned Special Tax" means the Special Tax for each Land Use Class of Developed Property, as determined in accordance with Section C below.

"Backup Special Tax" means the Special Tax applicable to each Assessor's Parcel of Developed Property, as determined in accordance with Section C below.

"Board" means the Board of Directors of the Water District.

"Bonds" means any bonds or other debt (as defined in Section 53317(d) of the Act), whether in one or more series, issued by CFD No. 2007-1 under the Act.

"CFD Administrator" means an official of the Water District, or designee thereof, responsible for determining the Special Tax Requirement and providing for the levy and collection of the Special Taxes.

"CFD No. 2007-1" means Borrego Water District Community Facilities District No. 2007-1 (Montesoro).

"Commercial Floor Area" means for Commercial Property the total of the gross area of the floor surfaces within the exterior wall of the building, not including space devoted to residential dwelling units, stairwells, separate storage areas, required corridors, public restrooms, elevator shafts, light courts, vehicle parking and areas incident thereto, mechanical equipment incidental to the operation of such building, and covered public pedestrian circulation areas, including atriums, lobbies, plazas, patios, decks, arcades and similar areas, except such public circulation areas or portions thereof that are used solely for commercial purposes. The amount of floor area shall be determined by reference to the building permit(s) issued by the County, or if square footage is not available from this source, as otherwise determined by the CFD Administrator.

"Commercial Property" means all Assessor's Parcels of Developed Property, other than Residential Property, Hotel/Motel Property, and Golf Course Property, for which a building permit was issued for a non-residential use.

"County" means the County of San Diego.

"Developed Property" means, for each Fiscal Year, all Assessor's Parcels of Taxable Property, exclusive of Taxable Property Owner Association Property and Taxable Public Property which (i) are within a Residential Final Map, excluding Non-Buildable Residential Property, (ii) have been issued a building permit for commercial or hotel/motel uses, or (iii) are Golf Course Property; all as of January 1 of the prior Fiscal Year.

"Fiscal Agent" means the fiscal agent under the Fiscal Agent Agreement.

"Fiscal Agent Agreement" means the fiscal agent agreement, indenture, resolution or other instrument pursuant to which Bonds are issued, as modified, amended and/or supplemented from time to time.

"Fiscal Year" means the period starting July 1 and ending on the following June 30.

"Golf Course Property" means the area consisting of approximately 349 acres of the golf course property described and geographically identified in Attachment A to this Amended and Restated Rate and Method of Apportionment, as amended from time-to-time or modified pursuant to a precise site plan or other entitlement for such golf course property.

"Hotel/Motel Property" means all Assessor's Parcels of Developed Property for which a building permit was issued for a non-residential structure that constitutes a place of lodging providing sleeping accommodations and related facilities for travelers.

"Land Use Class" means any of the classes listed in Table 1 below.

"Maximum Special Tax" means the Maximum Special Tax, determined in accordance with Section C below, that can be levied in any Fiscal Year on any Assessor's Parcel.

"Non-Buildable Residential Property" means lots 68 through 73 of Tract Map No. 4430-1, lots 60 and 61 of Tract Map No. 4613-2, lots 85 and 86 of Tract Map No. 4613-4, and lots 2 through 10 of Tract Map No. 5135-1.

"Outstanding Bonds" means all Bonds which are deemed to be outstanding under the Fiscal Agent Agreement.

"Property Owner Association Property" means, for each Fiscal Year, any property, excluding Golf Course Property, within the boundaries of CFD No. 2007-1 that was owned by a property owner association, including any master or sub-association, as of January 1 of the prior Fiscal Year.

"Proportionately" means, for Developed Property, that the ratio of the actual Special Tax levy to the Assigned Special Tax is equal for all Assessor's Parcels of Developed Property. For Undeveloped Property, "Proportionately" means that the ratio of the actual Special Tax levy per Acre to the Maximum Special Tax per Acre is equal for all Assessor's Parcels of Undeveloped Property. For Taxable Public Property and Taxable Property Owner Association Property, "Proportionately" means that the ratio of the actual Special Tax levy per Acre to the Maximum Special Tax per Acre is equal for all Assessor's Parcels of Taxable Public Property or Taxable Property Owner Association Property, as applicable.

"Public Property" means, for each Fiscal Year, any property within CFD No. 2007-1 that is owned by, irrevocably offered for dedication to, or dedicated to the federal government, the State, the County, the Water District or any other public agency as of June 30 of the prior Fiscal Year; provided however that any property leased by a public agency to a private entity and subject to taxation under Section 53340.1 of the Act shall be taxed and classified in accordance with its use. To ensure that property is classified as Public Property in the first Fiscal Year after it is acquired by, irrevocably offered for dedication to, or dedicated to a

public agency, the property owner shall notify the CFD Administrator in writing of such acquisition, offer, or dedication not later than June 30 of the Fiscal Year in which the acquisition, offer, or dedication occurred.

"Residential Final Map" means (i) a final map, or portion thereof, approved by the County pursuant to the Subdivision Map Act (California Government Code Section 66410 *et seq.*) that creates individual lots or parcels for which building permits for residential dwelling units may be issued, or (ii) for condominiums, a final map approved by the County and a condominium plan recorded pursuant to California Civil Code Section 1352 creating such individual residential lots or parcels. The term "Residential Final Map" shall not include any Assessor's Parcel Map or subdivision map or portion thereof, that does not create individual lots for which a building permit may be issued, including Assessor's Parcels that are designated as remainder parcels.

"Residential Property" means all Assessor's Parcels of Developed Property that are within a Residential Final Map, excluding Non-Buildable Residential Property.

"Special Tax(es)" means the special tax(es) to be levied in each Fiscal Year on each Assessor's Parcel of Taxable Property to fund the Special Tax Requirement.

"Special Tax Requirement" means that amount required in any Fiscal Year for CFD No. 2007-1 to: (i) pay debt service on all Outstanding Bonds; (ii) pay periodic costs on the Bonds, including but not limited to, credit enhancement and rebate payments on the Bonds; (iii) pay Administrative Expenses; (iv) pay any amounts required to establish or replenish any reserve funds for all Outstanding Bonds; (v) pay directly for acquisition or construction of facilities eligible to be financed by CFD No. 2007-1; (vi) pay for reasonably anticipated delinquent Special Taxes based on the delinquency rate for Special Taxes levied in the previous Fiscal Year; less (vii) a credit for funds available to reduce the annual Special Tax levy, as determined by the CFD Administrator pursuant to the Fiscal Agent Agreement.

"State" means the State of California.

"Taxable Property" means all of the Assessor's Parcels within the boundaries of CFD No. 2007-1 which are not exempt from the Special Tax pursuant to law or Section E below.

"Taxable Property Owner Association Property" means all Assessor's Parcels of Property Owner Association Property that are not exempt pursuant to Section E below.

"Taxable Public Property" means all Assessor's Parcels of Public Property that are not exempt pursuant to Section E below.

"Undeveloped Property" means, for each Fiscal Year, all Taxable Property not classified as Developed Property, Taxable Property Owner Association Property or Taxable Public Property.

"Water District" means the Borrego Water District.

B. ASSIGNMENT TO LAND USE CATEGORIES

Each Fiscal Year, commencing Fiscal Year 2007-08, all Taxable Property within CFD No. 2007-1 shall be classified as Developed Property, Taxable Property Owner Association Property, Taxable Public Property, or Undeveloped Property, and shall be subject to Special Taxes in accordance with the rate and method of apportionment determined pursuant to Sections C and D below. Developed Property shall be further classified as Residential Property, Commercial Property, Golf Course Property, and Hotel/Motel Property. An Assessor's Parcel of Residential Property shall be assigned to Land Use Classes 1 or 2 based on its lot size.

C. MAXIMUM SPECIAL TAX

1. Developed Property

a. Maximum Special Tax

The Maximum Special Tax for each Assessor's Parcel classified as Developed Property shall be the greater of (i) the amount derived by application of the Assigned Special Tax or (ii) the amount derived by application of the Backup Special Tax.

b. Assigned Special Tax

The Assigned Special Tax for each Land Use Class is shown below in Table 1.

TABLE 1
Assigned Special Taxes for Developed Property

Land Use Class	Description	Lot Size	Assigned Special Tax
1	Residential Property	≥ 12,000 sq. ft.	\$1,574 per lot
2	Residential Property	< 12,000 sq. ft.	\$787 per lot
3	Commercial Property	Not Applicable	\$1.38 per sq. ft. of Commercial Floor Area
4	Golf Course Property	Not Applicable	\$1,200 per Acre
5	Hotel/Motel Property	Not Applicable	\$300 per hotel room

c. Multiple Land Use Classes

In some instances an Assessor's Parcel of Developed Property may contain more than one Land Use Class. The Assigned Special Tax levied on an Assessor's Parcel shall be the sum of the Assigned Special Taxes for all Land Use Classes located on that Assessor's Parcel. The Maximum Special Tax that can be levied on an Assessor's Parcel shall be the sum of the Maximum

Special Taxes that can be levied for all Land Use Classes located on that Assessor's Parcel. For an Assessor's Parcel that contains more than one type of land use, the Acreage of such Assessor's Parcel shall be allocated to each Land Use Class based on the amount of Acreage designated for each land use as determined by reference to the site plan approved for such Assessor's Parcel.

d. Backup Special Tax

The Backup Special Tax for an Assessor's Parcel of Developed Property shall equal \$28,058 per Acre.

2. Undeveloped Property, Taxable Property Owner Association Property, and Taxable Public Property

The Maximum Special Tax for Undeveloped Property, Taxable Property Owner Association Property, and Taxable Public Property in CFD No. 2007-1 shall equal \$28,058 per Acre.

D. METHOD OF APPORTIONMENT OF THE SPECIAL TAX

For each Fiscal Year, commencing Fiscal Year 2007-08, the Board shall determine the Special Tax Requirement and shall levy the Special Tax as follows:

First: The Special Tax shall be levied Proportionately on each Assessor's Parcel of Residential Property, Commercial Property, and Hotel/Motel Property at up to 100% of the applicable Assigned Special Tax;

Second: If additional monies are needed to satisfy the Special Tax Requirement after the first step has been completed, the Special Tax shall be levied Proportionately on each Assessor's Parcel of Golf Course Property at up to 100% of the Assigned Special Tax for Golf Course Property;

Third: If additional monies are needed to satisfy the Special Tax Requirement after the first two steps have been completed, the Special Tax shall be levied Proportionately on each Assessor's Parcel of Undeveloped Property at up to 100% of the Maximum Special Tax for Undeveloped Property;

Fourth: If additional monies are needed to satisfy the Special Tax Requirement after the first three steps have been completed, then the levy of the Special Tax on each Assessor's Parcel of Developed Property whose Maximum Special Tax is determined through the application of the Backup Special Tax shall be increased in equal percentages from the Assigned Special Tax up to the Maximum Special Tax for each such Assessor's Parcel;

Fifth: If additional monies are needed to satisfy the Special Tax Requirement after the first four steps have been completed, then the Special Tax shall be levied Proportionately on each

Assessor's Parcel of Taxable Property Owner Association Property or Taxable Public Property at up to the Maximum Special Tax for Taxable Property Owner Association Property or Taxable Public Property.

Notwithstanding the above, under no circumstances will the Special Tax levied against any Assessor's Parcel of Residential Property for which an occupancy permit for private residential use has been issued be increased by more than ten percent as a consequence of delinquency or default by the owner of any other Assessor's Parcel within CFD No. 2007-1.

E. EXEMPTIONS

No Special Tax shall be levied on up to 2,125.11 Acres of Property Owner Association Property, Public Property, and Non-Buildable Residential Property. Tax-exempt status will be assigned by the CFD Administrator first to Non-Buildable Residential Property and second, in the chronological order in which property becomes Property Owner Association Property or Public Property. However, should an Assessor's Parcel no longer be classified as Property Owner Association Property or Public Property, its tax-exempt status will be revoked.

Property Owner Association Property or Public Property that is not exempt from Special Taxes under this section shall be subject to the levy of the Special Tax and shall be taxed Proportionately as part of the fourth step in Section D above, at up to 100% of the applicable Maximum Special Tax for Taxable Property Owner Association Property or Taxable Public Property.

F. APPEALS AND INTERPRETATIONS

Any property owner claiming that the amount or application of the Special Tax with respect to his or her Assessor's Parcel is not correct and requesting a refund may file a written notice of appeal and refund to that effect with the CFD Administrator not later than one calendar year after having paid the Special Tax that is disputed. The CFD Administrator shall promptly review the appeal, and if necessary, meet with the property owner, consider written and oral evidence regarding the amount of the Special Tax, and decide the appeal. If the CFD Administrator's decision requires the Special Tax be modified or changed in favor of the property owner, a cash refund shall not be made (except for the last year of levy), but an adjustment shall be made to the next Special Tax levy. Any dispute over the decision of the CFD Administrator shall be referred to the Board and the decision of the Board shall be final. This procedure shall be exclusive and its exhaustion by any property owner shall be a condition precedent to any legal action by such owner.

Interpretations may be made by the Board by ordinance or resolution for purposes of clarifying any vagueness or ambiguity in this Amended and Restated Rate and Method of Apportionment.

G. MANNER OF COLLECTION

The Special Tax will be collected in the same manner and at the same time as ordinary *ad valorem* property taxes; provided, however, that CFD No. 2007-1 may directly bill the Special Tax, may collect Special Taxes at a different time or in a different manner if necessary to meet its financial obligations, and may covenant to foreclose and may actually foreclose on delinquent Assessor's Parcels as permitted by the Act.

H. PREPAYMENT OF SPECIAL TAX

The following definition applies to this Section H:

"Bond Redemption Date" means the redemption date pursuant to the Fiscal Agent Agreement for the Outstanding Bonds to be redeemed with the prepayment.

"CFD Public Facilities Cost" means either \$12.54 million in 2007 dollars, which shall increase by the Inflator on July 1, 2008, and on each July 1 thereafter, or such lower number as (i) shall be determined by the CFD Administrator as sufficient to provide the public facilities to be provided by CFD No. 2007-1 under the authorized bonding program for CFD No. 2007-1, or (ii) shall be determined by the Board concurrently with a covenant that it will not issue any more Bonds to be supported by Special Taxes levied under this Amended and Restated Rate and Method of Apportionment as described in Section D.

"Construction Fund" means an account specifically identified in the Fiscal Agent Agreement to hold funds which are currently available for expenditure to acquire or construct public facilities eligible under the Act.

"Construction Inflation Index" means the annual percentage change in the Engineering News-Record Building Cost Index for the City of Los Angeles, measured as of the calendar year which ends in the previous Fiscal Year. In the event this index ceases to be published, the Construction Inflation Index shall be another index as determined by the CFD Administrator that is reasonably comparable to the Engineering News-Record Building Cost Index for the City of Los Angeles.

"Inflator" means the greater of (i) the annual percentage change in the Construction Inflation Index, as calculated for the twelve (12) months ending December 31 of the prior calendar year or (ii) three percent (3.0%).

"Future Facilities Costs" means the CFD Public Facilities Cost minus (i) funds used to redeem bond issued by Community Facilities District No. 95-1, (ii) public facility costs previously paid from the Construction Fund, (iii) moneys currently on deposit in the Construction Fund, and (iv) moneys currently on deposit in an escrow fund that are expected to be available to finance facilities costs.

"Outstanding Bonds" means all Previously Issued Bonds which are deemed to be outstanding under the Fiscal Agent Agreement after the first interest and/or principal payment date following the current Fiscal Year.

"Previously Issued Bonds" means all Bonds that have been issued by CFD No. 2007-1 prior to the date of prepayment.

1. Prepayment in Full

The obligation of an Assessor's Parcel to pay the Special Tax may be prepaid and permanently satisfied as described herein; provided that a prepayment may be made only for Assessor's Parcels of Developed Property, or Undeveloped Property for which a building permit has been issued or that is within a Residential Final Map, and only if there are no delinquent Special Taxes with respect to such Assessor's Parcel at the time of prepayment. An owner of an Assessor's Parcel intending to prepay the Special Tax obligation shall provide the CFD Administrator with written notice of intent to prepay. Within 30 days of receipt of such written notice, the CFD Administrator shall notify such owner of the prepayment amount for such Assessor's Parcel. The CFD Administrator may charge a reasonable fee for providing this service.

The Prepayment Amount (defined below) shall be calculated as summarized below (capitalized terms as defined below):

	Bond Redemption Amount
plus	Redemption Premium
plus	Future Facilities Amount
plus	Defeasance Amount
plus	Administrative Fees and Expenses
<u>less</u>	<u>Reserve Fund Credit</u>
Total: equals	Prepayment Amount

As of the proposed date of prepayment, the Prepayment Amount (defined below) shall be calculated as follows:

Step No.:

1. Confirm that no Special Tax delinquencies apply to such Assessor's Parcel.
2. For Assessor's Parcels of Developed Property, compute the Assigned Special Tax and Backup Special Tax applicable for the Assessor's Parcel to be prepaid. For Assessor's Parcels of Undeveloped Property (for which a building permit has been issued or that is within a Residential Final Map) to be prepaid, compute the Assigned Special Tax and Backup Special Tax for that Assessor's Parcel as though it was already designated as Developed Property.

3.
 - (a) Divide the Assigned Special Tax, computed pursuant to paragraph 2, by the total estimated Assigned Special Taxes for the entire CFD No. 2007-1 based on the Developed Property Assigned Special Taxes which could be charged in the current Fiscal Year on all expected development through buildout of CFD No. 2007-1, and
 - (b) Divide the Backup Special Tax for Developed Property, computed pursuant to paragraph 2, by the estimated Maximum Special Taxes from Developed Property at buildout of CFD No. 2007-1 plus the Maximum Special Tax for the Assessor's Parcel of Taxable Property Owner Association Property or Taxable Public Property being prepaid (if applicable), excluding any Assessor's Parcels which have been prepaid.
4. Multiply the larger quotient computed pursuant to paragraph 3(a) or 3(b) by the Outstanding Bonds to compute the amount of Outstanding Bonds to be retired and prepaid (the "Bond Redemption Amount").
5. Multiply the Bond Redemption Amount computed pursuant to paragraph 4 by the applicable redemption premium, if any, as set forth in the Fiscal Agent Agreement, on the Outstanding Bonds to be redeemed (the "Redemption Premium").
6. Compute the current Future Facilities Costs.
7. Multiply the larger quotient computed pursuant to paragraph 3(a) or 3(b) by the amount determined pursuant to paragraph 6 to compute the amount of Future Facilities Costs to be prepaid (the "Future Facilities Amount").
8. Compute the amount needed to pay interest on the Bond Redemption Amount from the first bond interest and/or principal payment date following the current Fiscal Year until the Bond Redemption Date.
9. Determine the Special Taxes levied on the Assessor's Parcel in the current Fiscal Year which have not yet been paid.
10. Compute the minimum amount the CFD Administrator reasonably expects to derive from the reinvestment of the Prepayment Amount (as defined below) less the Future Facilities Amount and the Administrative Fees and Expenses (as defined below) from the date of prepayment until the Bond Redemption Date.
11. Add the amounts computed pursuant to paragraphs 8 and 9 and subtract the amount computed pursuant to paragraph 10 (the "Defeasance Amount").
12. Verify the administrative fees and expenses of CFD No. 2007-1, including the costs of computation of the prepayment, the costs to invest the prepayment proceeds, the costs of redeeming Bonds, and the costs of recording any notices to evidence the prepayment and the redemption (the "Administrative Fees and Expenses").

13. If reserve funds for the Outstanding Bonds, if any, are at or above 100% of the reserve requirement (as defined in the Fiscal Agent Agreement) on the prepayment date, a reserve fund credit shall be calculated based on a reduction in the applicable reserve fund for the Outstanding Bonds, as set forth in the Fiscal Agent Agreement, to be redeemed pursuant to the prepayment (the "Reserve Fund Credit"). No Reserve Fund Credit shall be granted if reserve funds are below 100% of the reserve requirement.
14. The Special Tax prepayment is equal to the sum of the amounts computed pursuant to paragraphs 4, 5, 7, 11 and 12, less the amount computed pursuant to paragraph 13 (the "Prepayment Amount").
15. From the Prepayment Amount, the amounts computed pursuant to paragraphs 4, 5, 11 and 13 shall be deposited into the appropriate fund as established under the Fiscal Agent Agreement and be used to retire Outstanding Bonds or make debt service payments. The amount computed pursuant to paragraph 7 shall be deposited into the Construction Fund. The amount computed pursuant to paragraph 12 shall be retained by CFD No. 2007-1.

The Prepayment Amount may be sufficient to redeem other than a \$5,000 increment of Bonds. In such cases, the increment above \$5,000 or integral multiple thereof will be retained in the appropriate fund established under the Fiscal Agent Agreement to be used with the next prepayment of Bonds or to make debt service payments.

As a result of the payment of the current Fiscal Year's Special Tax levy as determined under paragraph 9 (above), the CFD Administrator shall remove the current Fiscal Year's Special Tax levy for such Assessor's Parcel from the County tax rolls. With respect to any Assessor's Parcel that is prepaid, the Board shall cause a suitable notice to be recorded in compliance with the Act, to indicate the prepayment of Special Taxes and the release of the Special Tax lien on such Assessor's Parcel, and the obligation of such Assessor's Parcel to pay the Special Tax shall cease.

Notwithstanding the foregoing, no Special Tax prepayment shall be allowed unless the amount of Assigned Special Taxes that may be levied on current and future Developed Property based on expected development at buildout, both prior to and after the proposed prepayment, less expected Administrative Expenses, is at least 1.1 times the maximum annual debt service on all Outstanding Bonds.

2. Prepayment in Part

The Special Tax on an Assessor's Parcel of Developed Property or an Assessor's Parcel of Undeveloped Property for which a building permit has been issued or that is within a Residential Final Map may be partially prepaid. The amount of the prepayment shall be calculated as in Section H.1; except that a partial prepayment shall be calculated according to the following formula:

$$PP = (P_E - A) \times F + A$$

These terms have the following meaning:

- PP = the partial prepayment
- P_E = the Prepayment Amount calculated according to Section H.1
- F = the percentage by which the owner of the Assessor's Parcel(s) is partially prepaying the Special Tax.
- A = the Administration Fees and Expenses from Section H.1

The owner of any Assessor's Parcel who desires such prepayment shall notify the CFD Administrator of such owner's intent to partially prepay the Special Tax and the percentage by which the Special Tax shall be prepaid. The CFD Administrator shall provide the owner with a statement of the amount required for the partial prepayment of the Special Tax for an Assessor's Parcel within thirty (30) days of the request and may charge a reasonable fee for providing this service. With respect to any Assessor's Parcel that is partially prepaid, the Water District shall (i) distribute the funds remitted to it according to Section H.1, and (ii) indicate in the records of CFD No. 2007-1 that there has been a partial prepayment of the Special Tax and that a portion of the Special Tax with respect to such Assessor's Parcel, equal to the outstanding percentage (1.00 - F) of the remaining Maximum Special Tax, shall continue to be levied on such Assessor's Parcel pursuant to Section D.

Notwithstanding the foregoing, no Special Tax prepayment shall be allowed unless the amount of Assigned Special Taxes that may be levied on current and future Developed Property based on expected development at buildout, both prior to and after the proposed prepayment, less expected Administrative Expenses, is at least 1.1 times the maximum annual debt service on all Outstanding Bonds.

I. TERM OF SPECIAL TAX

The Special Tax shall be levied for a period not to exceed forty years commencing in Fiscal Year 2007-08.

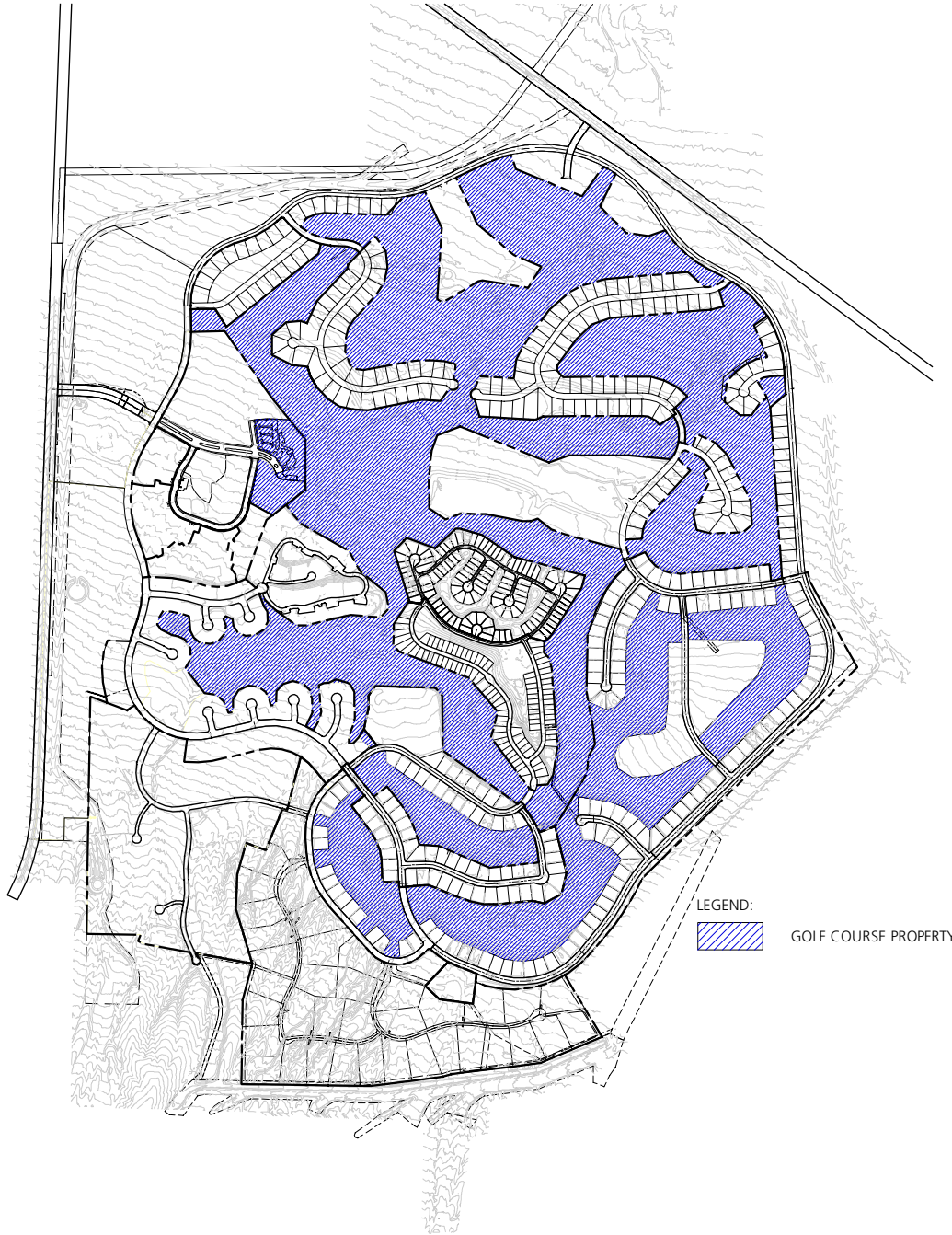
ATTACHMENT A


GOLF COURSE PROPERTY

MONTESORO

COUNTY OF SAN DIEGO

36 HOLE GOLF COURSE PER SPECIFIC PLAN 86-006



LEGEND:
 GOLF COURSE PROPERTY



NOT TO SCALE

APPENDIX C

Borrego Water District
Community Facilities District No. 2007-1
Fiscal Year 2022-2023 Administration Report



**SPECIAL TAX LEVY
FISCAL YEAR 2022-2023**

Exhibit C

**Borrego Water District CFD No. 2007-1
FY 2022-23 Special Tax Levy**

APN	TAX CLASS	FY 2022-23 SPECIAL TAX
200-281-1000	RES1	\$1,488.40
200-281-1400	RES2	\$744.20
200-281-1500	RES1	\$1,488.40
200-281-2000	RES1	\$1,488.40
200-281-2600	RES1	\$1,488.40
200-281-3400	RES1	\$1,488.40
200-283-0600	RES1	\$1,488.40
200-283-0700	RES2	\$744.20
200-283-0800	RES1	\$1,488.40
200-311-3700	RES2	\$744.20
200-311-3800	RES2	\$744.20
200-311-4300	RES2	\$744.20
200-311-4400	RES2	\$744.20
200-311-4500	RES2	\$744.20
200-311-4600	RES2	\$744.20
200-312-3200	RES2	\$744.20
200-312-3300	RES2	\$744.20
200-312-3400	RES2	\$744.20
200-312-3500	RES2	\$744.20
200-312-3600	RES2	\$744.20
200-340-7600	RES2	\$744.20
200-340-7700	RES2	\$744.20
200-340-7800	RES2	\$744.20
200-350-1300	RES1	\$1,488.40
200-350-1500	RES1	\$1,488.40
200-350-1600	RES1	\$1,488.40
200-350-1700	RES1	\$1,488.40
200-350-1800	RES1	\$1,488.40
200-350-1900	RES1	\$1,488.40
200-350-2000	RES1	\$1,488.40
200-350-2100	RES1	\$1,488.40
200-350-2200	RES1	\$1,488.40
200-350-2500	RES1	\$1,488.40
200-350-2700	RES1	\$1,488.40
200-350-2800	RES1	\$1,488.40
200-350-2900	RES1	\$1,488.40
200-350-3100	RES1	\$1,488.40
200-350-4300	RES1	\$1,488.40
200-350-4400	RES1	\$1,488.40
200-350-4500	RES1	\$1,488.40
200-350-4600	RES1	\$1,488.40
200-350-4700	RES1	\$1,488.40
200-350-4800	RES1	\$1,488.40
200-350-4900	RES1	\$1,488.40

Exhibit C

**Borrego Water District CFD No. 2007-1
FY 2022-23 Special Tax Levy**


APN	TAX CLASS	FY 2022-23 SPECIAL TAX
200-350-5000	RES1	\$1,488.40
200-350-5100	RES1	\$1,488.40
200-350-5200	RES1	\$1,488.40
200-350-5300	RES1	\$1,488.40
200-350-5400	RES1	\$1,488.40
200-350-5500	RES1	\$1,488.40
200-350-5600	RES1	\$1,488.40
200-350-5800	RES1	\$1,488.40
200-350-5900	RES1	\$1,488.40
200-350-6200	RES1	\$1,488.40
200-350-6300	RES1	\$1,488.40
200-350-6400	RES1	\$1,488.40
200-350-6500	RES1	\$1,488.40
200-350-6600	RES1	\$1,488.40
200-350-6700	RES1	\$1,488.40
200-360-0100	RES1	\$1,488.40
200-360-0200	RES1	\$1,488.40
200-360-0300	RES1	\$1,488.40
200-360-0400	RES1	\$1,488.40
200-360-0500	RES1	\$1,488.40
200-360-0600	RES1	\$1,488.40
200-360-0700	RES1	\$1,488.40
200-360-0800	RES1	\$1,488.40
200-360-0900	RES1	\$1,488.40
200-360-1000	RES1	\$1,488.40
200-360-1100	RES1	\$1,488.40
200-360-1200	RES1	\$1,488.40
200-360-1300	RES1	\$1,488.40
200-360-1400	RES1	\$1,488.40
200-360-1500	RES1	\$1,488.40
200-360-1600	RES1	\$1,488.40
200-400-1500	RES2	\$744.20
200-400-1600	RES2	\$744.20
200-400-2600	RES2	\$744.20
200-400-3000	RES2	\$744.20
200-400-3100	RES2	\$744.20
200-400-6000	RES2	\$744.20
200-400-6100	RES2	\$744.20
200-401-0300	RES2	\$744.20
200-401-4500	RES2	\$744.20
200-401-5500	RES2	\$744.20
200-401-6900	RES2	\$1,488.40
200-401-7000	RES2	\$744.20

Exhibit C

**Borrego Water District CFD No. 2007-1
FY 2022-23 Special Tax Levy**

APN	TAX CLASS	FY 2022-23 SPECIAL TAX
Total Number of Parcels Taxed		87 [1]
Total FY 2022-23 Special Tax		\$109,397.40

[1] 88 total lots on 87 assessors parcels



dta
Municipal
Solutions

www.FinanceDTA.com

5000 BIRCH STREET, SUITE 3000
NEWPORT BEACH, CA 92660
PHONE: (800) 969-4DTA

Public Finance
Public-Private Partnerships
Development Economics
Clean Energy Bonds

MEMORANDUM

June 17, 2022

To: Jessica Clabaugh, Borrego Water District
 From: Andrea Roess
 Subject: Borrego Water District Fiscal Year 2022-2023 Levy

Below is a summary of the preliminary Fiscal Year (“FY”) 2022-2023 fixed charge levies for Borrego Water District as well as the FY 2021-2022 levies for comparison.

Fixed Charge	FY 2021-2022 Parcels Taxed	FY 2021-2022 Tax per Parcel	FY 2021-2022 Levy	FY 2022-2023 Parcels Taxed	FY 2022-2023 Tax per Parcel	FY 2022-2023 Levy
Water Availability Standby Charge	3,605	\$22.80	\$82,194.00	3,605	\$22.80	\$82,194.00
ID No. 1 – Water, Sewer, and Flood Control	706	\$66.00	\$106,211.55	706	\$66.00 [1]	\$106,211.55
Pest Control Standby Charge	4,705	\$2.50	\$17,850.00	4,705	\$2.50 [2]	\$17,850.00
ID No. 3 – Water Standby Charge	359	\$37.70	\$33,646.60	359	\$37.70 [3]	\$33,646.60
Total	9,375	NA	\$239,902.15	9,375	NA	\$239,902.15

- [1] Twenty-seven parcels are taxed at varying rates. Remaining parcels are taxed at \$66.00/parcel. Based on rates indicated in memorandum provided by Raftelis Financial Consultants.
 [2] Three golf course parcels taxed at a total \$6,095.00. Remaining parcels taxed at \$2.50/parcel.
 [3] Two parcels owned by “LCDZ Investors, LLC” taxed at a total \$20,150.00. Remaining parcels taxed at \$37.70/parcel.

Please see below for a brief explanation for each of the charges shown in the table above. For each charge, the same rates and methodology that were applied in FY 2021-2022 were used this year to determine the FY 2022-2023 charges. In addition, please refer to the annual administration reports for information regarding the FY 2022-2023 levy for Borrego Water District CFD Nos. 2007-1 and 2017-1.

Please see Exhibits A through D enclosed, which lists the assessor’s parcel numbers and levy amounts for each of the charges shown in the table above. Please note that this memorandum will be updated once the final 2022 County Assessor’s Roll becomes available from the County in July.

WATER AVAILABILITY STANDBY CHARGE (FUND 6415-01)

The funds raised by the Water Availability Standby Charge are used to pay for a share of the general administrative costs of the Borrego Water District. The levy is a per parcel charge applied to each parcel within the District except parcels within ID No. 1 (Ram's Hill) and ID No. 3 (Deep Well and La Casa del Zorro). The ID No. 1 share of administrative costs is collected through the ID No. 1 charge (Fund No. 6415-02) while ID No. 3 has a separate standby charge (Fund 6415-04).

The amount to be levied for the Water Availability Standby charge this year is calculated as follows: 3,605 parcels all of which are charged at \$22.80 per parcel for a total of \$82,194.00.

ID NO. 1 - WATER, SEWER AND FLOOD CONTROL (FUND 6415-02)

The funds raised by the ID No. 1 Water, Sewer, and Flood Control charge are used to pay for administration costs and water, sewer, and flood control services.

The amount to be levied for the ID No. 1 Water, Sewer, and Flood Control charge this year is calculated as follows: 679 parcels all of which are charged at \$66.00 per parcel for a total of \$44,814.00 and 27 other parcels charged at varying rates based on a study prepared by Raftelis Financial Consultants ("RFC") dated May 2, 2014 for a total of \$61,397.55.

The study describes the rationale for reducing the amount charged to certain non-residential parcels, golf course parcels, and other undeveloped parcels based on the current land use classifications of the parcels versus what was originally anticipated at the point of time that the availability charge was created.

As indicated in the study, RFC concluded that based on benefit, the amount charged to the parcels being charged \$66.00 per parcel should be increased and that the amount charged to the remaining 27 parcels should be decreased. However, since the District cannot increase a parcel's charge without going through a Proposition 218 ballot proceeding, the District has kept the \$66.00 per parcel charge unchanged from prior years and decreased the charge for the remaining 27 parcels beginning in FY 2015-2016.

PEST CONTROL STANDBY CHARGE (FUND 6415-03)

The funds raised by the Pest Control Standby charge are used to pay for eye gnat control services (not the biting gnat).

The amount to be levied for the Pest Control Standby charge this year is calculated as follows: 4,702 parcels all of which are charged at \$2.50 per parcel for a total of \$11,755.00 and three golf course parcels charged varying rates for a total of \$6,095.00.

ID NO. 3 WATER STANDBY CHARGE (FUND 6415-04)

The funds raised by the ID No. 3 Water Standby charge are used to establish reserves for system improvements related to the water wells and system storage. The amount to be levied for the ID No. 3 Water Standby charge this year is calculated as follows: 358 parcels all of which are charged at \$37.70 per parcel for a total of \$13,496.60 and one parcel owned by "LCDZ Investors" (formerly owned by "Copley Press") charged for a total of \$20,150.00.

If you have any questions regarding these charges, please do not hesitate to contact me at (949) 955-1500.

Exhibits – Fixed Charge Levy Roll

1. Exhibit A – Water Availability Standby Charge
2. Exhibit B – ID No. 1 Water, Sewer, and Flood Control Charge
3. Exhibit C – Pest Control Standby Charge
4. Exhibit D – ID No. 3 Water Standby Charge

Exhibit A

Water Availability Standby Charge

Fund # 6415-01



**FIXED CHARGE LEVY
FISCAL YEAR 2022-2023**

**Borrego Water District
Water Availability Standby Charge
Fund: 6415-01
FY 2022-23 Levy**

APN	FY 2022-23 LEVY
140-010-0300	\$22.80
140-010-0400	\$22.80
140-010-0500	\$22.80
140-010-0600	\$22.80
140-010-0900	\$22.80
140-010-1000	\$22.80
140-010-1100	\$22.80
140-030-0500	\$22.80
140-060-0400	\$22.80
140-060-0500	\$22.80
140-060-0600	\$22.80
140-060-0700	\$22.80
140-060-0800	\$22.80
140-060-0900	\$22.80
140-060-1000	\$22.80
140-060-1100	\$22.80
140-060-1200	\$22.80
140-060-1300	\$22.80
140-060-1400	\$22.80
140-060-1500	\$22.80
140-060-1600	\$22.80
140-060-1700	\$22.80
140-060-1800	\$22.80
140-060-1900	\$22.80
140-060-2000	\$22.80
140-060-2100	\$22.80
140-060-2200	\$22.80
140-060-2300	\$22.80
140-060-2400	\$22.80
140-060-2500	\$22.80
140-060-2600	\$22.80
140-060-2700	\$22.80
140-060-2800	\$22.80
140-060-2900	\$22.80
140-060-3000	\$22.80
140-060-3100	\$22.80
140-060-3200	\$22.80
140-060-3300	\$22.80
140-060-3400	\$22.80
140-060-3500	\$22.80
140-060-3600	\$22.80
140-060-3700	\$22.80
140-060-3800	\$22.80
140-060-3900	\$22.80
140-060-4000	\$22.80
140-060-4100	\$22.80
140-060-4200	\$22.80

**Borrego Water District
Water Availability Standby Charge
Fund: 6415-01
FY 2022-23 Levy**

APN	FY 2022-23 LEVY
140-060-4300	\$22.80
140-060-4400	\$22.80
140-060-4500	\$22.80
140-060-4600	\$22.80
140-060-4700	\$22.80
140-060-4800	\$22.80
140-060-4900	\$22.80
140-060-5000	\$22.80
140-060-5100	\$22.80
140-060-5200	\$22.80
140-060-5300	\$22.80
140-060-5400	\$22.80
140-060-5500	\$22.80
140-060-5600	\$22.80
140-060-5700	\$22.80
140-060-5800	\$22.80
140-060-5900	\$22.80
140-060-6000	\$22.80
140-060-6100	\$22.80
140-060-6200	\$22.80
140-060-6300	\$22.80
140-060-6400	\$22.80
140-060-6500	\$22.80
140-060-6600	\$22.80
140-060-6700	\$22.80
140-070-0200	\$22.80
140-070-0300	\$22.80
140-070-0500	\$22.80
140-070-0600	\$22.80
140-070-0700	\$22.80
140-070-1000	\$22.80
140-070-1100	\$22.80
140-070-1400	\$22.80
140-070-1500	\$22.80
140-070-1600	\$22.80
140-070-1700	\$22.80
140-070-1800	\$22.80
140-070-1900	\$22.80
140-070-2000	\$22.80
140-070-2200	\$22.80
140-070-2300	\$22.80
140-070-2400	\$22.80
140-070-2700	\$22.80
140-070-2800	\$22.80
140-070-2900	\$22.80
140-070-3100	\$22.80
140-090-0400	\$22.80

**Borrego Water District
Water Availability Standby Charge
Fund: 6415-01
FY 2022-23 Levy**

APN	FY 2022-23 LEVY
140-110-0100	\$22.80
140-110-0300	\$22.80
140-110-0500	\$22.80
140-110-0600	\$22.80
140-110-0700	\$22.80
140-110-0800	\$22.80
140-110-1100	\$22.80
140-110-1400	\$22.80
140-110-1500	\$22.80
140-110-1600	\$22.80
140-110-1700	\$22.80
140-110-1800	\$22.80
140-110-1900	\$22.80
140-110-2000	\$22.80
140-110-2100	\$22.80
140-110-2200	\$22.80
140-110-2300	\$22.80
140-110-2400	\$22.80
140-110-2600	\$22.80
140-110-2700	\$22.80
140-110-3100	\$22.80
140-110-3200	\$22.80
140-130-0100	\$22.80
140-130-0600	\$22.80
140-130-0700	\$22.80
140-130-0800	\$22.80
140-130-0900	\$22.80
140-130-1000	\$22.80
140-130-1100	\$22.80
140-130-1200	\$22.80
140-130-1300	\$22.80
140-130-1400	\$22.80
140-130-1500	\$22.80
140-130-1600	\$22.80
140-130-1700	\$22.80
140-130-1800	\$22.80
140-130-2100	\$22.80
140-130-2200	\$22.80
140-130-2400	\$22.80
140-130-2500	\$22.80
140-130-2600	\$22.80
140-130-2700	\$22.80
140-130-2800	\$22.80
140-130-2900	\$22.80
140-130-3000	\$22.80
140-130-3400	\$22.80
140-130-3500	\$22.80

**Borrego Water District
Water Availability Standby Charge
Fund: 6415-01
FY 2022-23 Levy**

APN	FY 2022-23 LEVY
140-130-3600	\$22.80
140-130-3800	\$22.80
140-130-3900	\$22.80
140-130-4000	\$22.80
140-130-4100	\$22.80
140-130-4200	\$22.80
140-130-4300	\$22.80
140-130-4400	\$22.80
140-130-4500	\$22.80
140-150-0600	\$22.80
140-150-1200	\$22.80
140-150-1700	\$22.80
140-181-0100	\$22.80
140-181-0400	\$22.80
140-181-0500	\$22.80
140-181-0600	\$22.80
140-181-0700	\$22.80
140-181-0800	\$22.80
140-181-0900	\$22.80
140-181-1000	\$22.80
140-181-1100	\$22.80
140-181-1200	\$22.80
140-181-1300	\$22.80
140-181-1400	\$22.80
140-181-1500	\$22.80
140-182-0100	\$22.80
140-182-0200	\$22.80
140-182-0300	\$22.80
140-182-0400	\$22.80
140-182-0500	\$22.80
140-182-0600	\$22.80
140-182-0700	\$22.80
140-183-0100	\$22.80
140-183-0200	\$22.80
140-183-0300	\$22.80
140-183-0400	\$22.80
140-183-0500	\$22.80
140-183-0600	\$22.80
140-183-0700	\$22.80
140-183-0800	\$22.80
140-183-0900	\$22.80
140-183-1000	\$22.80
140-183-1100	\$22.80
140-183-1200	\$22.80
140-183-1300	\$22.80
140-183-1400	\$22.80
140-184-1600	\$22.80

**Borrego Water District
Water Availability Standby Charge
Fund: 6415-01
FY 2022-23 Levy**

APN	FY 2022-23 LEVY
140-184-1900	\$22.80
140-184-2000	\$22.80
140-184-2100	\$22.80
140-184-2200	\$22.80
140-185-0200	\$22.80
140-185-0300	\$22.80
140-185-0400	\$22.80
140-185-0500	\$22.80
140-185-0600	\$22.80
140-185-0700	\$22.80
140-185-0800	\$22.80
140-185-1000	\$22.80
140-185-1100	\$22.80
140-185-1200	\$22.80
140-185-1300	\$22.80
140-185-1400	\$22.80
140-185-1600	\$22.80
140-185-1900	\$22.80
140-186-0100	\$22.80
140-186-0200	\$22.80
140-186-0300	\$22.80
140-186-0400	\$22.80
140-186-0500	\$22.80
140-186-0600	\$22.80
140-191-0100	\$22.80
140-191-0200	\$22.80
140-191-0300	\$22.80
140-191-0400	\$22.80
140-191-0500	\$22.80
140-191-0600	\$22.80
140-191-0700	\$22.80
140-191-0800	\$22.80
140-191-0900	\$22.80
140-191-1000	\$22.80
140-192-0100	\$22.80
140-192-0200	\$22.80
140-192-0300	\$22.80
140-192-0400	\$22.80
140-192-0500	\$22.80
140-192-0600	\$22.80
140-192-0700	\$22.80
140-192-0800	\$22.80
140-192-0900	\$22.80
140-192-1000	\$22.80
140-193-0300	\$22.80
140-193-0400	\$22.80
140-193-0500	\$22.80

**Borrego Water District
Water Availability Standby Charge
Fund: 6415-01
FY 2022-23 Levy**

APN	FY 2022-23 LEVY
140-193-0600	\$22.80
140-193-0700	\$22.80
140-193-1000	\$22.80
140-193-1100	\$22.80
140-193-1200	\$22.80
140-193-1300	\$22.80
140-193-1400	\$22.80
140-194-0200	\$22.80
140-194-0300	\$22.80
140-194-0400	\$22.80
140-194-0500	\$22.80
140-194-0600	\$22.80
140-194-0700	\$22.80
140-194-0800	\$22.80
140-194-0900	\$22.80
140-194-1000	\$22.80
140-194-1100	\$22.80
140-195-0100	\$22.80
140-195-0200	\$22.80
140-195-0300	\$22.80
140-195-0600	\$22.80
140-195-0700	\$22.80
140-195-0900	\$22.80
140-196-0100	\$22.80
140-196-0200	\$22.80
140-196-0300	\$22.80
140-196-0600	\$22.80
140-196-0700	\$22.80
140-196-0900	\$22.80
140-211-0100	\$22.80
140-211-0200	\$22.80
140-211-0300	\$22.80
140-211-0400	\$22.80
140-211-0500	\$22.80
140-211-0600	\$22.80
140-211-0700	\$22.80
140-211-0800	\$22.80
140-211-0900	\$22.80
140-211-1000	\$22.80
140-211-1100	\$22.80
140-211-1200	\$22.80
140-211-1300	\$22.80
140-212-0100	\$22.80
140-212-0400	\$22.80
140-212-0500	\$22.80
140-212-0600	\$22.80
140-212-0700	\$22.80

**Borrego Water District
Water Availability Standby Charge
Fund: 6415-01
FY 2022-23 Levy**

APN	FY 2022-23 LEVY
140-212-0800	\$22.80
140-212-0900	\$22.80
140-212-1000	\$22.80
140-212-1100	\$22.80
140-212-1200	\$22.80
140-231-0100	\$22.80
140-231-0200	\$22.80
140-231-0300	\$22.80
140-231-0400	\$22.80
140-231-0500	\$22.80
140-231-0600	\$22.80
140-231-0700	\$22.80
140-231-0800	\$22.80
140-231-0900	\$22.80
140-231-1000	\$22.80
140-231-1100	\$22.80
140-231-1200	\$22.80
140-231-1300	\$22.80
140-231-1400	\$22.80
140-231-1500	\$22.80
140-231-1600	\$22.80
140-231-1700	\$22.80
140-231-1800	\$22.80
140-231-1900	\$22.80
140-232-0100	\$22.80
140-232-0200	\$22.80
140-232-0300	\$22.80
140-233-0100	\$22.80
140-233-0200	\$22.80
140-233-0300	\$22.80
140-233-0400	\$22.80
140-233-0500	\$22.80
140-234-0100	\$22.80
140-234-0200	\$22.80
140-234-0500	\$22.80
140-234-0600	\$22.80
140-234-0700	\$22.80
140-234-1100	\$22.80
140-234-1200	\$22.80
140-234-1400	\$22.80
140-234-1700	\$22.80
140-234-1900	\$22.80
140-234-2000	\$22.80
140-237-0200	\$22.80
140-237-0300	\$22.80
140-237-0400	\$22.80
140-237-0500	\$22.80

**Borrego Water District
Water Availability Standby Charge
Fund: 6415-01
FY 2022-23 Levy**

APN	FY 2022-23 LEVY
140-237-0600	\$22.80
140-237-0700	\$22.80
140-237-0800	\$22.80
140-237-0900	\$22.80
140-237-1000	\$22.80
140-237-1100	\$22.80
140-237-1200	\$22.80
140-237-1300	\$22.80
140-237-1400	\$22.80
140-237-1500	\$22.80
140-237-1600	\$22.80
140-237-1700	\$22.80
140-237-1800	\$22.80
140-237-1900	\$22.80
140-237-2000	\$22.80
140-237-2100	\$22.80
140-238-0100	\$22.80
140-238-0200	\$22.80
140-238-0300	\$22.80
140-238-0400	\$22.80
140-238-0500	\$22.80
140-238-0600	\$22.80
140-238-0700	\$22.80
140-238-0800	\$22.80
140-238-0900	\$22.80
140-238-1000	\$22.80
140-238-1100	\$22.80
140-238-1200	\$22.80
140-238-1300	\$22.80
140-238-1400	\$22.80
140-238-1500	\$22.80
140-238-1600	\$22.80
140-238-1700	\$22.80
140-238-1800	\$22.80
140-238-1900	\$22.80
140-238-2000	\$22.80
140-238-2100	\$22.80
140-241-0100	\$22.80
140-241-0200	\$22.80
140-241-0300	\$22.80
140-241-0400	\$22.80
140-241-0500	\$22.80
140-241-0600	\$22.80
140-241-0700	\$22.80
140-241-0800	\$22.80
140-241-0900	\$22.80
140-242-1400	\$22.80

**Borrego Water District
Water Availability Standby Charge
Fund: 6415-01
FY 2022-23 Levy**

APN	FY 2022-23 LEVY
140-242-1500	\$22.80
140-242-1600	\$22.80
140-242-1700	\$22.80
140-242-1800	\$22.80
140-242-1900	\$22.80
140-242-2000	\$22.80
140-242-2100	\$22.80
140-242-2200	\$22.80
140-242-3100	\$22.80
140-242-3200	\$22.80
140-242-3300	\$22.80
140-242-3400	\$22.80
140-242-3500	\$22.80
140-242-3600	\$22.80
140-242-3700	\$22.80
140-242-5700	\$22.80
140-242-6200	\$22.80
140-243-0100	\$22.80
140-243-0200	\$22.80
140-243-0300	\$22.80
140-243-0400	\$22.80
140-243-0500	\$22.80
140-243-0600	\$22.80
140-261-0100	\$22.80
140-261-0200	\$22.80
140-261-0300	\$22.80
140-261-0400	\$22.80
140-261-0500	\$22.80
140-261-0600	\$22.80
140-261-0700	\$22.80
140-262-0100	\$22.80
140-262-0200	\$22.80
140-262-0300	\$22.80
140-262-0400	\$22.80
140-262-0500	\$22.80
140-262-0600	\$22.80
140-262-0700	\$22.80
140-262-0800	\$22.80
140-263-0100	\$22.80
140-263-0200	\$22.80
140-263-0300	\$22.80
140-263-0400	\$22.80
140-264-0200	\$22.80
140-264-0300	\$22.80
140-264-0400	\$22.80
140-264-0500	\$22.80
140-264-0800	\$22.80

**Borrego Water District
Water Availability Standby Charge
Fund: 6415-01
FY 2022-23 Levy**

APN	FY 2022-23 LEVY
140-264-1002	\$22.80
140-264-1003	\$22.80
140-264-1004	\$22.80
140-264-1005	\$22.80
140-264-1006	\$22.80
140-264-1007	\$22.80
140-264-1008	\$22.80
140-264-1009	\$22.80
140-264-1010	\$22.80
140-264-1011	\$22.80
140-264-1012	\$22.80
140-264-1013	\$22.80
140-264-1014	\$22.80
140-264-1015	\$22.80
140-264-1016	\$22.80
140-264-1017	\$22.80
140-264-1018	\$22.80
140-264-1019	\$22.80
140-264-1020	\$22.80
140-264-1021	\$22.80
140-264-1022	\$22.80
140-264-1023	\$22.80
140-264-1024	\$22.80
140-264-1025	\$22.80
140-264-1026	\$22.80
140-264-1027	\$22.80
140-264-1028	\$22.80
140-264-1029	\$22.80
140-264-1030	\$22.80
140-264-1031	\$22.80
140-264-1032	\$22.80
140-271-0100	\$22.80
140-271-0200	\$22.80
140-271-0300	\$22.80
140-271-0400	\$22.80
140-271-0500	\$22.80
140-271-0700	\$22.80
140-271-0800	\$22.80
140-271-0900	\$22.80
140-271-1000	\$22.80
140-271-1100	\$22.80
140-271-1200	\$22.80
140-271-1300	\$22.80
140-271-1400	\$22.80
140-271-1500	\$22.80
140-272-0100	\$22.80
140-272-0200	\$22.80

**Borrego Water District
Water Availability Standby Charge
Fund: 6415-01
FY 2022-23 Levy**

APN	FY 2022-23 LEVY
140-272-0300	\$22.80
140-272-0400	\$22.80
140-272-0500	\$22.80
140-272-0600	\$22.80
140-272-0700	\$22.80
140-272-0800	\$22.80
140-272-0900	\$22.80
140-272-1000	\$22.80
140-272-1100	\$22.80
140-272-1200	\$22.80
140-272-1300	\$22.80
140-272-1400	\$22.80
140-272-1500	\$22.80
140-273-0100	\$22.80
140-280-0100	\$22.80
140-280-0200	\$22.80
140-280-0300	\$22.80
140-280-0500	\$22.80
140-280-0600	\$22.80
140-280-1100	\$22.80
140-280-1200	\$22.80
140-280-1300	\$22.80
140-280-1400	\$22.80
140-280-1500	\$22.80
140-280-1600	\$22.80
140-280-1700	\$22.80
140-280-2200	\$22.80
140-280-2600	\$22.80
140-280-2700	\$22.80
140-280-2800	\$22.80
140-280-2900	\$22.80
140-280-3100	\$22.80
140-280-3200	\$22.80
140-280-3400	\$22.80
140-280-3500	\$22.80
140-280-3600	\$22.80
140-280-3700	\$22.80
140-280-3800	\$22.80
140-280-4200	\$22.80
140-290-0300	\$22.80
140-290-0400	\$22.80
140-290-0500	\$22.80
140-290-0600	\$22.80
140-290-0800	\$22.80
140-290-0900	\$22.80
140-290-1000	\$22.80
140-290-1100	\$22.80

**Borrego Water District
Water Availability Standby Charge
Fund: 6415-01
FY 2022-23 Levy**

APN	FY 2022-23 LEVY
140-290-1200	\$22.80
140-320-0500	\$22.80
140-320-0600	\$22.80
140-320-0700	\$22.80
140-320-0800	\$22.80
140-320-1100	\$22.80
140-320-1600	\$22.80
140-320-1800	\$22.80
140-320-1900	\$22.80
140-320-2300	\$22.80
140-320-2400	\$22.80
140-320-2500	\$22.80
140-320-2600	\$22.80
140-320-2700	\$22.80
140-320-2800	\$22.80
140-320-2900	\$22.80
140-330-0100	\$22.80
140-330-0301	\$22.80
140-330-0302	\$22.80
140-330-0303	\$22.80
140-330-0304	\$22.80
140-330-0305	\$22.80
140-330-0306	\$22.80
140-330-0307	\$22.80
140-330-0308	\$22.80
140-330-0309	\$22.80
140-330-0310	\$22.80
140-330-0311	\$22.80
140-330-0312	\$22.80
140-330-0501	\$22.80
140-330-0502	\$22.80
140-330-0503	\$22.80
140-330-0504	\$22.80
140-330-0505	\$22.80
140-330-0506	\$22.80
140-330-0507	\$22.80
140-330-0508	\$22.80
140-330-0509	\$22.80
140-330-0510	\$22.80
140-330-0511	\$22.80
140-330-0512	\$22.80
140-330-0601	\$22.80
140-330-0602	\$22.80
140-330-0603	\$22.80
140-330-0604	\$22.80
140-330-0605	\$22.80
140-330-0606	\$22.80

**Borrego Water District
Water Availability Standby Charge
Fund: 6415-01
FY 2022-23 Levy**

APN	FY 2022-23 LEVY
140-330-0607	\$22.80
140-330-0608	\$22.80
140-330-0609	\$22.80
140-330-0610	\$22.80
140-330-0611	\$22.80
140-350-0100	\$22.80
140-350-0200	\$22.80
140-350-0300	\$22.80
140-350-0400	\$22.80
140-350-0500	\$22.80
140-350-0600	\$22.80
140-350-0700	\$22.80
140-350-0800	\$22.80
140-350-0900	\$22.80
140-350-1200	\$22.80
140-350-1800	\$22.80
140-350-1900	\$22.80
140-350-2000	\$22.80
140-350-2700	\$22.80
140-350-2800	\$22.80
140-350-2900	\$22.80
140-350-3000	\$22.80
140-350-3100	\$22.80
140-350-3200	\$22.80
140-350-3300	\$22.80
140-350-3400	\$22.80
140-350-3500	\$22.80
140-350-3600	\$22.80
140-350-3700	\$22.80
140-350-3800	\$22.80
140-350-4200	\$22.80
140-350-4300	\$22.80
140-350-4400	\$22.80
140-350-4500	\$22.80
140-350-4600	\$22.80
140-350-4800	\$22.80
140-350-4900	\$22.80
140-350-5000	\$22.80
140-350-5300	\$22.80
141-010-0700	\$22.80
141-010-0800	\$22.80
141-010-0900	\$22.80
141-010-1400	\$22.80
141-010-1500	\$22.80
141-010-2500	\$22.80
141-010-2600	\$22.80
141-010-2700	\$22.80

**Borrego Water District
Water Availability Standby Charge
Fund: 6415-01
FY 2022-23 Levy**

APN	FY 2022-23 LEVY
141-010-3600	\$22.80
141-010-3700	\$22.80
141-010-3900	\$22.80
141-010-4100	\$22.80
141-010-4200	\$22.80
141-010-4300	\$22.80
141-010-4400	\$22.80
141-010-4500	\$22.80
141-010-4600	\$22.80
141-010-4700	\$22.80
141-010-4800	\$22.80
141-010-4900	\$22.80
141-010-5000	\$22.80
141-010-5100	\$22.80
141-010-5400	\$22.80
141-030-0400	\$22.80
141-030-0500	\$22.80
141-030-0800	\$22.80
141-030-1100	\$22.80
141-030-1400	\$22.80
141-030-2200	\$22.80
141-030-2400	\$22.80
141-030-2600	\$22.80
141-030-2700	\$22.80
141-030-2800	\$22.80
141-030-2900	\$22.80
141-030-3200	\$22.80
141-030-3300	\$22.80
141-030-3400	\$22.80
141-030-3500	\$22.80
141-030-3600	\$22.80
141-030-4400	\$22.80
141-030-4700	\$22.80
141-030-4800	\$22.80
141-030-4900	\$22.80
141-030-5400	\$22.80
141-030-5900	\$22.80
141-030-6000	\$22.80
141-030-6100	\$22.80
141-060-0200	\$22.80
141-060-0300	\$22.80
141-060-0400	\$22.80
141-060-0600	\$22.80
141-060-0700	\$22.80
141-060-0800	\$22.80
141-060-0900	\$22.80
141-060-1000	\$22.80

**Borrego Water District
Water Availability Standby Charge
Fund: 6415-01
FY 2022-23 Levy**

APN	FY 2022-23 LEVY
141-060-1100	\$22.80
141-070-0100	\$22.80
141-070-0300	\$22.80
141-070-0500	\$22.80
141-070-0600	\$22.80
141-070-0700	\$22.80
141-070-0800	\$22.80
141-070-0900	\$22.80
141-070-1100	\$22.80
141-070-1200	\$22.80
141-070-1300	\$22.80
141-070-1400	\$22.80
141-080-0400	\$22.80
141-080-0500	\$22.80
141-080-0800	\$22.80
141-080-1200	\$22.80
141-080-1300	\$22.80
141-080-1400	\$22.80
141-080-1800	\$22.80
141-080-1900	\$22.80
141-080-2000	\$22.80
141-080-2400	\$22.80
141-080-2500	\$22.80
141-080-2600	\$22.80
141-080-2800	\$22.80
141-080-2900	\$22.80
141-080-3000	\$22.80
141-080-3100	\$22.80
141-080-3200	\$22.80
141-080-3300	\$22.80
141-141-0100	\$22.80
141-141-0200	\$22.80
141-141-0300	\$22.80
141-141-0400	\$22.80
141-141-0500	\$22.80
141-141-0600	\$22.80
141-141-0700	\$22.80
141-141-0800	\$22.80
141-141-0900	\$22.80
141-141-1000	\$22.80
141-141-1100	\$22.80
141-141-1200	\$22.80
141-141-1300	\$22.80
141-141-1400	\$22.80
141-142-0100	\$22.80
141-142-0200	\$22.80
141-142-0300	\$22.80

**Borrego Water District
Water Availability Standby Charge
Fund: 6415-01
FY 2022-23 Levy**

APN	FY 2022-23 LEVY
141-142-0400	\$22.80
141-142-0500	\$22.80
141-142-0600	\$22.80
141-142-0700	\$22.80
141-142-0800	\$22.80
141-142-0900	\$22.80
141-142-1000	\$22.80
141-142-1100	\$22.80
141-142-1200	\$22.80
141-142-1300	\$22.80
141-142-1400	\$22.80
141-142-1500	\$22.80
141-142-1600	\$22.80
141-142-1700	\$22.80
141-142-1800	\$22.80
141-142-1900	\$22.80
141-142-2000	\$22.80
141-142-2100	\$22.80
141-142-2200	\$22.80
141-142-2300	\$22.80
141-142-2400	\$22.80
141-142-2500	\$22.80
141-142-2600	\$22.80
141-142-2700	\$22.80
141-142-2800	\$22.80
141-142-2900	\$22.80
141-142-3000	\$22.80
141-142-3100	\$22.80
141-143-0100	\$22.80
141-143-0200	\$22.80
141-143-0300	\$22.80
141-143-0400	\$22.80
141-143-0500	\$22.80
141-143-0600	\$22.80
141-143-0700	\$22.80
141-143-0800	\$22.80
141-143-0900	\$22.80
141-143-1000	\$22.80
141-143-1100	\$22.80
141-143-1200	\$22.80
141-143-1300	\$22.80
141-143-1400	\$22.80
141-143-1500	\$22.80
141-143-1600	\$22.80
141-143-1700	\$22.80
141-143-1800	\$22.80
141-143-1900	\$22.80

**Borrego Water District
Water Availability Standby Charge
Fund: 6415-01
FY 2022-23 Levy**

APN	FY 2022-23 LEVY
141-143-2000	\$22.80
141-143-2100	\$22.80
141-143-2200	\$22.80
141-143-2300	\$22.80
141-143-2400	\$22.80
141-144-0100	\$22.80
141-144-0200	\$22.80
141-144-0300	\$22.80
141-144-0400	\$22.80
141-144-0500	\$22.80
141-144-0600	\$22.80
141-144-0700	\$22.80
141-144-0800	\$22.80
141-144-0900	\$22.80
141-144-1000	\$22.80
141-144-1100	\$22.80
141-144-1200	\$22.80
141-144-1300	\$22.80
141-144-1400	\$22.80
141-144-1500	\$22.80
141-144-1600	\$22.80
141-144-1700	\$22.80
141-144-1800	\$22.80
141-144-1900	\$22.80
141-144-2000	\$22.80
141-144-2100	\$22.80
141-144-2200	\$22.80
141-144-2300	\$22.80
141-144-2400	\$22.80
141-144-2500	\$22.80
141-160-4200	\$22.80
141-160-4300	\$22.80
141-160-4600	\$22.80
141-160-4700	\$22.80
141-160-4800	\$22.80
141-160-5100	\$22.80
141-160-5300	\$22.80
141-170-0100	\$22.80
141-170-0200	\$22.80
141-170-0300	\$22.80
141-170-0400	\$22.80
141-170-0500	\$22.80
141-170-0600	\$22.80
141-170-0700	\$22.80
141-170-0800	\$22.80
141-170-0900	\$22.80
141-170-1000	\$22.80

**Borrego Water District
Water Availability Standby Charge
Fund: 6415-01
FY 2022-23 Levy**

APN	FY 2022-23 LEVY
141-170-1100	\$22.80
141-170-1200	\$22.80
141-170-1300	\$22.80
141-170-1400	\$22.80
141-170-1500	\$22.80
141-170-1600	\$22.80
141-170-1700	\$22.80
141-170-1800	\$22.80
141-170-1900	\$22.80
141-170-2000	\$22.80
141-170-2100	\$22.80
141-170-2200	\$22.80
141-170-2300	\$22.80
141-170-2400	\$22.80
141-170-2500	\$22.80
141-170-2600	\$22.80
141-170-2700	\$22.80
141-170-2800	\$22.80
141-170-2900	\$22.80
141-170-3000	\$22.80
141-170-3100	\$22.80
141-170-3200	\$22.80
141-170-3300	\$22.80
141-191-0100	\$22.80
141-191-0200	\$22.80
141-191-0300	\$22.80
141-191-0400	\$22.80
141-191-0500	\$22.80
141-191-0600	\$22.80
141-191-0700	\$22.80
141-191-0800	\$22.80
141-191-1300	\$22.80
141-191-1400	\$22.80
141-191-1500	\$22.80
141-191-1600	\$22.80
141-191-1700	\$22.80
141-191-1800	\$22.80
141-191-1900	\$22.80
141-191-2000	\$22.80
141-191-2300	\$22.80
141-191-2600	\$22.80
141-192-0100	\$22.80
141-192-0200	\$22.80
141-192-0700	\$22.80
141-192-0800	\$22.80
141-192-0900	\$22.80
141-192-1000	\$22.80

**Borrego Water District
Water Availability Standby Charge
Fund: 6415-01
FY 2022-23 Levy**

APN	FY 2022-23 LEVY
141-192-1100	\$22.80
141-192-1200	\$22.80
141-192-1300	\$22.80
141-192-1400	\$22.80
141-192-1500	\$22.80
141-192-1600	\$22.80
141-192-1700	\$22.80
141-192-1800	\$22.80
141-192-1900	\$22.80
141-192-2000	\$22.80
141-192-2100	\$22.80
141-192-2200	\$22.80
141-192-2300	\$22.80
141-192-2400	\$22.80
141-193-0100	\$22.80
141-193-0200	\$22.80
141-193-0300	\$22.80
141-193-0400	\$22.80
141-193-0500	\$22.80
141-193-0600	\$22.80
141-193-0700	\$22.80
141-193-0800	\$22.80
141-193-0900	\$22.80
141-193-1000	\$22.80
141-193-1100	\$22.80
141-193-1200	\$22.80
141-193-1300	\$22.80
141-193-1400	\$22.80
141-193-1500	\$22.80
141-193-1600	\$22.80
141-193-1700	\$22.80
141-193-1800	\$22.80
141-193-1900	\$22.80
141-193-2000	\$22.80
141-193-2100	\$22.80
141-193-2200	\$22.80
141-193-2300	\$22.80
141-193-2600	\$22.80
141-193-2700	\$22.80
141-193-2800	\$22.80
141-193-2900	\$22.80
141-193-3000	\$22.80
141-193-3100	\$22.80
141-193-3200	\$22.80
141-193-3300	\$22.80
141-193-3400	\$22.80
141-193-3500	\$22.80

**Borrego Water District
Water Availability Standby Charge
Fund: 6415-01
FY 2022-23 Levy**

APN	FY 2022-23 LEVY
141-193-3600	\$22.80
141-193-3700	\$22.80
141-193-3800	\$22.80
141-193-3900	\$22.80
141-193-4000	\$22.80
141-193-4100	\$22.80
141-193-4200	\$22.80
141-193-4300	\$22.80
141-193-4400	\$22.80
141-193-4500	\$22.80
141-193-4600	\$22.80
141-193-4700	\$22.80
141-193-5000	\$22.80
141-210-0200	\$22.80
141-210-0400	\$22.80
141-210-0500	\$22.80
141-210-0600	\$22.80
141-210-1400	\$22.80
141-210-1600	\$22.80
141-210-1700	\$22.80
141-210-2100	\$22.80
141-210-2200	\$22.80
141-210-2300	\$22.80
141-210-2400	\$22.80
141-210-2500	\$22.80
141-210-2600	\$22.80
141-210-3200	\$22.80
141-210-3300	\$22.80
141-210-3400	\$22.80
141-210-3700	\$22.80
141-210-3800	\$22.80
141-210-3900	\$22.80
141-210-4700	\$22.80
141-210-6000	\$22.80
141-210-6100	\$22.80
141-210-6200	\$22.80
141-210-6400	\$22.80
141-210-6500	\$22.80
141-210-6700	\$22.80
141-230-0400	\$22.80
141-230-0600	\$22.80
141-230-0700	\$22.80
141-230-0800	\$22.80
141-230-0900	\$22.80
141-230-1000	\$22.80
141-230-1100	\$22.80
141-230-1200	\$22.80

**Borrego Water District
Water Availability Standby Charge
Fund: 6415-01
FY 2022-23 Levy**

APN	FY 2022-23 LEVY
141-230-1300	\$22.80
141-230-1400	\$22.80
141-230-1500	\$22.80
141-230-2000	\$22.80
141-230-2400	\$22.80
141-230-2500	\$22.80
141-230-2600	\$22.80
141-230-2800	\$22.80
141-230-2900	\$22.80
141-230-3000	\$22.80
141-230-3100	\$22.80
141-230-3200	\$22.80
141-230-3600	\$22.80
141-230-3900	\$22.80
141-241-0100	\$22.80
141-241-0200	\$22.80
141-241-0300	\$22.80
141-241-0400	\$22.80
141-241-0500	\$22.80
141-241-0600	\$22.80
141-241-0700	\$22.80
141-241-0800	\$22.80
141-241-0900	\$22.80
141-241-1000	\$22.80
141-241-1100	\$22.80
141-241-1200	\$22.80
141-241-1300	\$22.80
141-242-0100	\$22.80
141-242-0200	\$22.80
141-242-0300	\$22.80
141-242-0400	\$22.80
141-242-0500	\$22.80
141-242-0600	\$22.80
141-242-0800	\$22.80
141-242-0900	\$22.80
141-251-0100	\$22.80
141-251-0200	\$22.80
141-251-0300	\$22.80
141-251-0400	\$22.80
141-251-0500	\$22.80
141-251-0600	\$22.80
141-251-0700	\$22.80
141-251-0800	\$22.80
141-251-0900	\$22.80
141-251-1000	\$22.80
141-252-0100	\$22.80
141-252-0200	\$22.80

**Borrego Water District
Water Availability Standby Charge
Fund: 6415-01
FY 2022-23 Levy**

APN	FY 2022-23 LEVY
141-252-0300	\$22.80
141-253-0100	\$22.80
141-253-0400	\$22.80
141-253-0500	\$22.80
141-253-0600	\$22.80
141-253-1200	\$22.80
141-253-1300	\$22.80
141-253-1400	\$22.80
141-254-0100	\$22.80
141-254-0200	\$22.80
141-254-0300	\$22.80
141-254-0400	\$22.80
141-254-0500	\$22.80
141-254-0700	\$22.80
141-254-0800	\$22.80
141-255-0100	\$22.80
141-255-0200	\$22.80
141-255-0300	\$22.80
141-255-0400	\$22.80
141-255-0500	\$22.80
141-255-0600	\$22.80
141-255-0700	\$22.80
141-255-0800	\$22.80
141-271-0100	\$22.80
141-271-0200	\$22.80
141-271-0300	\$22.80
141-271-0400	\$22.80
141-271-0500	\$22.80
141-271-0600	\$22.80
141-271-0700	\$22.80
141-271-0800	\$22.80
141-272-0100	\$22.80
141-272-0200	\$22.80
141-272-0300	\$22.80
141-272-0400	\$22.80
141-273-0100	\$22.80
141-273-0200	\$22.80
141-273-0300	\$22.80
141-273-0400	\$22.80
141-273-0500	\$22.80
141-273-0600	\$22.80
141-273-0700	\$22.80
141-273-0800	\$22.80
141-273-0900	\$22.80
141-273-1000	\$22.80
141-273-1100	\$22.80
141-273-1200	\$22.80

**Borrego Water District
Water Availability Standby Charge
Fund: 6415-01
FY 2022-23 Levy**

APN	FY 2022-23 LEVY
141-273-1300	\$22.80
141-273-1400	\$22.80
141-273-1500	\$22.80
141-273-1600	\$22.80
141-273-1700	\$22.80
141-274-0100	\$22.80
141-274-0200	\$22.80
141-274-0300	\$22.80
141-274-0400	\$22.80
141-274-0500	\$22.80
141-275-0100	\$22.80
141-275-0200	\$22.80
141-275-0300	\$22.80
141-275-0400	\$22.80
141-275-0500	\$22.80
141-275-0600	\$22.80
141-275-0700	\$22.80
141-275-0800	\$22.80
141-275-0900	\$22.80
141-275-1000	\$22.80
141-275-1100	\$22.80
141-275-1200	\$22.80
141-276-0100	\$22.80
141-276-0200	\$22.80
141-276-0300	\$22.80
141-276-0400	\$22.80
141-291-0100	\$22.80
141-291-0400	\$22.80
141-291-0500	\$22.80
141-291-0600	\$22.80
141-291-0700	\$22.80
141-291-0900	\$22.80
141-291-1000	\$22.80
141-291-1100	\$22.80
141-291-1200	\$22.80
141-291-1300	\$22.80
141-292-0100	\$22.80
141-292-0200	\$22.80
141-292-0300	\$22.80
141-292-0400	\$22.80
141-292-0500	\$22.80
141-292-0600	\$22.80
141-292-0700	\$22.80
141-292-0800	\$22.80
141-292-0900	\$22.80
141-292-1200	\$22.80
141-292-1400	\$22.80

**Borrego Water District
Water Availability Standby Charge
Fund: 6415-01
FY 2022-23 Levy**

APN	FY 2022-23 LEVY
141-292-1500	\$22.80
141-293-0100	\$22.80
141-293-0200	\$22.80
141-293-0300	\$22.80
141-293-0400	\$22.80
141-293-0700	\$22.80
141-293-0800	\$22.80
141-293-0900	\$22.80
141-293-1000	\$22.80
141-293-1100	\$22.80
141-293-1200	\$22.80
141-293-1300	\$22.80
141-293-1400	\$22.80
141-293-1500	\$22.80
141-293-1600	\$22.80
141-293-1700	\$22.80
141-293-1800	\$22.80
141-293-1900	\$22.80
141-301-0100	\$22.80
141-301-0200	\$22.80
141-301-0400	\$22.80
141-302-0100	\$22.80
141-302-0200	\$22.80
141-302-0600	\$22.80
141-302-0700	\$22.80
141-302-0800	\$22.80
141-302-0900	\$22.80
141-302-1100	\$22.80
141-302-1200	\$22.80
141-302-1300	\$22.80
141-303-0100	\$22.80
141-303-0200	\$22.80
141-303-0300	\$22.80
141-303-0400	\$22.80
141-320-0100	\$22.80
141-320-0200	\$22.80
141-320-0300	\$22.80
141-320-0400	\$22.80
141-320-0500	\$22.80
141-320-0600	\$22.80
141-320-0700	\$22.80
141-320-0800	\$22.80
141-320-0900	\$22.80
141-320-1000	\$22.80
141-320-1100	\$22.80
141-320-1200	\$22.80
141-320-1300	\$22.80

**Borrego Water District
Water Availability Standby Charge
Fund: 6415-01
FY 2022-23 Levy**

APN	FY 2022-23 LEVY
141-320-1400	\$22.80
141-320-1500	\$22.80
141-320-1600	\$22.80
141-320-1700	\$22.80
141-320-1800	\$22.80
141-320-1900	\$22.80
141-320-2000	\$22.80
141-320-2100	\$22.80
141-320-2200	\$22.80
141-320-2300	\$22.80
141-320-2400	\$22.80
141-320-2500	\$22.80
141-320-2700	\$22.80
141-320-2800	\$22.80
141-320-2900	\$22.80
141-320-3000	\$22.80
141-320-3100	\$22.80
141-320-3200	\$22.80
141-320-3300	\$22.80
141-320-3400	\$22.80
141-320-3500	\$22.80
141-320-3600	\$22.80
141-320-3700	\$22.80
141-320-3800	\$22.80
141-320-3900	\$22.80
141-320-4000	\$22.80
141-320-4100	\$22.80
141-320-4200	\$22.80
141-320-4300	\$22.80
141-330-0100	\$22.80
141-330-0200	\$22.80
141-330-0300	\$22.80
141-330-0400	\$22.80
141-330-0500	\$22.80
141-330-0600	\$22.80
141-330-0700	\$22.80
141-330-0800	\$22.80
141-330-0900	\$22.80
141-330-1000	\$22.80
141-330-1100	\$22.80
141-330-1200	\$22.80
141-330-1300	\$22.80
141-330-1400	\$22.80
141-330-1500	\$22.80
141-330-1600	\$22.80
141-330-1700	\$22.80
141-330-1800	\$22.80

**Borrego Water District
Water Availability Standby Charge
Fund: 6415-01
FY 2022-23 Levy**

APN	FY 2022-23 LEVY
141-330-1900	\$22.80
141-330-2000	\$22.80
141-330-2100	\$22.80
141-330-2200	\$22.80
141-330-2300	\$22.80
141-330-2400	\$22.80
141-330-2500	\$22.80
141-330-2600	\$22.80
141-330-2700	\$22.80
141-330-2800	\$22.80
141-330-2900	\$22.80
141-330-3000	\$22.80
141-330-3100	\$22.80
141-330-3200	\$22.80
141-330-3300	\$22.80
141-330-3400	\$22.80
141-330-3500	\$22.80
141-330-3600	\$22.80
141-330-3700	\$22.80
141-350-0100	\$22.80
141-350-0200	\$22.80
141-350-0300	\$22.80
141-350-0400	\$22.80
141-350-0500	\$22.80
141-350-0600	\$22.80
141-350-0700	\$22.80
141-350-0800	\$22.80
141-350-0900	\$22.80
141-350-1000	\$22.80
141-350-1100	\$22.80
141-350-1200	\$22.80
141-350-1300	\$22.80
141-350-1400	\$22.80
141-350-1500	\$22.80
141-350-1600	\$22.80
141-350-1700	\$22.80
141-350-1800	\$22.80
141-350-1900	\$22.80
141-350-2000	\$22.80
141-350-2100	\$22.80
141-350-2200	\$22.80
141-350-2300	\$22.80
141-350-2400	\$22.80
141-350-2500	\$22.80
141-350-2600	\$22.80
141-350-2700	\$22.80
141-350-2800	\$22.80

**Borrego Water District
Water Availability Standby Charge
Fund: 6415-01
FY 2022-23 Levy**

APN	FY 2022-23 LEVY
141-350-2900	\$22.80
141-350-3100	\$22.80
141-350-3200	\$22.80
141-350-3300	\$22.80
141-350-3400	\$22.80
141-350-3500	\$22.80
141-350-3600	\$22.80
141-350-3700	\$22.80
141-350-3800	\$22.80
141-350-3900	\$22.80
141-350-4000	\$22.80
141-350-4100	\$22.80
141-350-4200	\$22.80
141-350-4300	\$22.80
141-350-4400	\$22.80
141-350-4500	\$22.80
141-370-0300	\$22.80
141-370-0400	\$22.80
141-370-0500	\$22.80
141-370-0600	\$22.80
141-370-1000	\$22.80
141-370-1600	\$22.80
141-370-1700	\$22.80
141-370-2200	\$22.80
141-370-2500	\$22.80
141-370-2900	\$22.80
141-370-3000	\$22.80
141-370-3100	\$22.80
141-370-3200	\$22.80
141-370-3300	\$22.80
141-370-3400	\$22.80
141-370-3500	\$22.80
141-370-3600	\$22.80
141-370-3700	\$22.80
141-370-4100	\$22.80
141-370-4200	\$22.80
141-370-4300	\$22.80
141-381-0100	\$22.80
141-381-0200	\$22.80
141-381-0300	\$22.80
141-381-0400	\$22.80
141-381-0500	\$22.80
141-381-0600	\$22.80
141-381-0700	\$22.80
141-381-0800	\$22.80
141-381-0900	\$22.80
141-381-1000	\$22.80

**Borrego Water District
Water Availability Standby Charge
Fund: 6415-01
FY 2022-23 Levy**

APN	FY 2022-23 LEVY
141-381-1100	\$22.80
141-381-1200	\$22.80
141-381-1300	\$22.80
141-381-1400	\$22.80
141-381-1500	\$22.80
141-381-1600	\$22.80
141-381-1700	\$22.80
141-381-1800	\$22.80
141-381-1900	\$22.80
141-381-2000	\$22.80
141-381-2100	\$22.80
141-381-2200	\$22.80
141-381-2300	\$22.80
141-381-2400	\$22.80
141-381-2500	\$22.80
141-381-2600	\$22.80
141-381-2700	\$22.80
141-381-2800	\$22.80
141-381-2900	\$22.80
141-381-3000	\$22.80
141-381-3100	\$22.80
141-381-3200	\$22.80
141-381-3300	\$22.80
141-381-3400	\$22.80
141-381-3500	\$22.80
141-381-3600	\$22.80
141-381-3700	\$22.80
141-381-3800	\$22.80
141-381-3900	\$22.80
141-381-4000	\$22.80
141-381-4100	\$22.80
141-381-4200	\$22.80
141-381-4300	\$22.80
141-381-4400	\$22.80
141-381-4500	\$22.80
141-382-0100	\$22.80
141-382-0200	\$22.80
141-382-0300	\$22.80
141-382-0400	\$22.80
141-382-0500	\$22.80
141-382-0600	\$22.80
141-382-0700	\$22.80
141-382-0800	\$22.80
141-382-0900	\$22.80
141-382-1000	\$22.80
141-382-1100	\$22.80
141-382-1200	\$22.80

**Borrego Water District
Water Availability Standby Charge
Fund: 6415-01
FY 2022-23 Levy**

APN	FY 2022-23 LEVY
141-382-1300	\$22.80
141-382-1400	\$22.80
141-382-1500	\$22.80
141-382-1600	\$22.80
141-382-1700	\$22.80
141-382-1800	\$22.80
141-382-1900	\$22.80
141-382-2000	\$22.80
141-382-2100	\$22.80
141-382-2200	\$22.80
141-382-2300	\$22.80
141-382-2400	\$22.80
141-382-2500	\$22.80
141-382-2600	\$22.80
141-382-2700	\$22.80
141-382-2800	\$22.80
141-382-2900	\$22.80
141-382-3000	\$22.80
141-382-3100	\$22.80
141-382-3200	\$22.80
141-382-3300	\$22.80
141-382-3400	\$22.80
141-382-3500	\$22.80
141-382-3600	\$22.80
141-382-3700	\$22.80
141-382-3800	\$22.80
141-382-3900	\$22.80
141-382-4000	\$22.80
141-382-4100	\$22.80
141-382-4200	\$22.80
141-382-4300	\$22.80
141-382-4400	\$22.80
141-382-4500	\$22.80
141-382-4600	\$22.80
141-382-4700	\$22.80
141-382-4800	\$22.80
141-382-4900	\$22.80
141-382-5000	\$22.80
141-382-5100	\$22.80
141-382-5200	\$22.80
141-382-5300	\$22.80
141-382-5400	\$22.80
141-382-5500	\$22.80
141-382-5700	\$22.80
141-382-5800	\$22.80
141-382-5900	\$22.80
141-382-6000	\$22.80

**Borrego Water District
Water Availability Standby Charge
Fund: 6415-01
FY 2022-23 Levy**

APN	FY 2022-23 LEVY
141-382-6100	\$22.80
141-382-6200	\$22.80
141-382-6300	\$22.80
141-383-0100	\$22.80
141-383-0200	\$22.80
141-383-0300	\$22.80
141-383-0400	\$22.80
141-383-0500	\$22.80
141-383-0600	\$22.80
141-383-0700	\$22.80
141-383-0800	\$22.80
141-383-0900	\$22.80
141-383-1000	\$22.80
141-383-1100	\$22.80
141-383-1200	\$22.80
141-383-1300	\$22.80
141-383-1400	\$22.80
141-383-1500	\$22.80
141-383-1600	\$22.80
141-383-1700	\$22.80
141-383-1800	\$22.80
141-383-1900	\$22.80
141-383-2000	\$22.80
141-383-2100	\$22.80
141-383-2200	\$22.80
141-383-2300	\$22.80
141-383-2400	\$22.80
141-383-2500	\$22.80
141-383-2600	\$22.80
141-383-2700	\$22.80
141-383-2800	\$22.80
141-383-2900	\$22.80
141-383-3000	\$22.80
141-383-3300	\$22.80
141-383-3400	\$22.80
141-383-3500	\$22.80
141-384-0100	\$22.80
141-384-0200	\$22.80
141-384-0300	\$22.80
141-384-0400	\$22.80
141-384-0500	\$22.80
141-384-0600	\$22.80
141-384-0700	\$22.80
141-384-0800	\$22.80
141-384-0900	\$22.80
141-384-1000	\$22.80
141-384-1100	\$22.80

**Borrego Water District
Water Availability Standby Charge
Fund: 6415-01
FY 2022-23 Levy**

APN	FY 2022-23 LEVY
141-384-1200	\$22.80
141-384-1300	\$22.80
141-384-1400	\$22.80
141-384-1500	\$22.80
141-384-1600	\$22.80
141-384-1700	\$22.80
141-384-1800	\$22.80
141-384-1900	\$22.80
141-384-2000	\$22.80
141-384-2100	\$22.80
141-384-2200	\$22.80
141-384-2300	\$22.80
141-384-2400	\$22.80
141-384-2500	\$22.80
141-384-2600	\$22.80
141-384-2700	\$22.80
141-384-2800	\$22.80
141-384-2900	\$22.80
141-384-3000	\$22.80
141-384-3100	\$22.80
141-384-3200	\$22.80
141-384-3300	\$22.80
141-384-3400	\$22.80
141-384-3500	\$22.80
141-384-3600	\$22.80
141-384-3700	\$22.80
141-384-3800	\$22.80
141-384-3900	\$22.80
141-384-4000	\$22.80
141-384-4100	\$22.80
141-384-4200	\$22.80
141-384-4300	\$22.80
141-384-4400	\$22.80
141-384-4700	\$22.80
141-384-4800	\$22.80
141-384-4900	\$22.80
141-384-5000	\$22.80
141-384-5100	\$22.80
141-384-5200	\$22.80
141-384-5301	\$22.80
141-384-5302	\$22.80
141-384-5400	\$22.80
141-384-5500	\$22.80
141-384-5600	\$22.80
141-384-5700	\$22.80
141-384-6600	\$22.80
141-384-6700	\$22.80

**Borrego Water District
Water Availability Standby Charge
Fund: 6415-01
FY 2022-23 Levy**

APN	FY 2022-23 LEVY
141-384-6800	\$22.80
141-390-0100	\$22.80
141-390-0200	\$22.80
141-390-0300	\$22.80
141-390-0400	\$22.80
141-390-0500	\$22.80
141-390-0600	\$22.80
141-390-0700	\$22.80
141-390-0800	\$22.80
141-390-0900	\$22.80
141-390-1000	\$22.80
141-390-1100	\$22.80
141-390-1200	\$22.80
141-390-1300	\$22.80
141-390-1400	\$22.80
141-390-1500	\$22.80
141-390-1600	\$22.80
141-390-1700	\$22.80
141-390-1800	\$22.80
141-390-1900	\$22.80
141-390-2000	\$22.80
141-390-2100	\$22.80
141-390-2200	\$22.80
141-390-2300	\$22.80
141-390-2400	\$22.80
141-390-2500	\$22.80
141-390-2600	\$22.80
141-390-2700	\$22.80
141-390-2800	\$22.80
141-390-2900	\$22.80
141-390-3000	\$22.80
141-390-3100	\$22.80
141-390-3200	\$22.80
141-390-3300	\$22.80
141-390-3400	\$22.80
141-390-3500	\$22.80
141-390-3600	\$22.80
141-390-3700	\$22.80
141-390-3800	\$22.80
141-390-3900	\$22.80
141-390-4000	\$22.80
141-390-4100	\$22.80
141-390-4200	\$22.80
141-390-4300	\$22.80
141-390-4400	\$22.80
141-390-4500	\$22.80
141-390-4600	\$22.80

**Borrego Water District
Water Availability Standby Charge
Fund: 6415-01
FY 2022-23 Levy**

APN	FY 2022-23 LEVY
141-390-4700	\$22.80
141-390-4800	\$22.80
141-390-4900	\$22.80
141-390-5000	\$22.80
141-390-5100	\$22.80
141-390-5200	\$22.80
141-390-5300	\$22.80
141-390-5400	\$22.80
141-390-5500	\$22.80
141-390-5600	\$22.80
141-390-5700	\$22.80
141-391-0100	\$22.80
141-391-0200	\$22.80
141-391-0300	\$22.80
141-391-0400	\$22.80
141-391-0500	\$22.80
141-391-0600	\$22.80
141-391-0700	\$22.80
141-391-0800	\$22.80
141-391-0900	\$22.80
141-391-1000	\$22.80
141-391-1100	\$22.80
141-391-1200	\$22.80
141-391-1300	\$22.80
141-391-1400	\$22.80
141-391-1500	\$22.80
141-391-1600	\$22.80
141-391-1700	\$22.80
141-391-1800	\$22.80
141-391-1900	\$22.80
141-391-2000	\$22.80
141-391-2100	\$22.80
141-391-2200	\$22.80
141-391-2300	\$22.80
141-391-2400	\$22.80
141-391-2500	\$22.80
141-391-2600	\$22.80
141-391-2700	\$22.80
141-391-2800	\$22.80
141-391-2900	\$22.80
141-391-3000	\$22.80
141-391-3100	\$22.80
141-391-3200	\$22.80
141-391-3300	\$22.80
141-391-3400	\$22.80
141-391-3500	\$22.80
141-391-3600	\$22.80

**Borrego Water District
Water Availability Standby Charge
Fund: 6415-01
FY 2022-23 Levy**

APN	FY 2022-23 LEVY
141-391-3700	\$22.80
141-391-3800	\$22.80
142-140-0900	\$22.80
142-140-1000	\$22.80
142-140-1100	\$22.80
142-140-1200	\$22.80
142-140-1300	\$22.80
142-140-1400	\$22.80
142-140-1500	\$22.80
142-140-1600	\$22.80
142-140-2300	\$22.80
142-140-2400	\$22.80
142-170-0100	\$22.80
142-170-0201	\$22.80
142-170-0202	\$22.80
142-170-0203	\$22.80
142-170-0300	\$22.80
142-170-0400	\$22.80
142-170-0500	\$22.80
142-170-0600	\$22.80
142-170-0700	\$22.80
197-040-2000	\$22.80
197-040-4200	\$22.80
198-010-0200	\$22.80
198-010-0300	\$22.80
198-010-0800	\$22.80
198-010-0900	\$22.80
198-010-1200	\$22.80
198-010-1300	\$22.80
198-010-1400	\$22.80
198-010-1800	\$22.80
198-010-2000	\$22.80
198-010-2300	\$22.80
198-020-1100	\$22.80
198-020-2700	\$22.80
198-020-2800	\$22.80
198-020-3300	\$22.80
198-020-3800	\$22.80
198-020-4300	\$22.80
198-020-4600	\$22.80
198-020-5300	\$22.80
198-020-5400	\$22.80
198-020-5600	\$22.80
198-020-5800	\$22.80
198-020-5900	\$22.80
198-020-6000	\$22.80
198-021-0100	\$22.80

**Borrego Water District
Water Availability Standby Charge
Fund: 6415-01
FY 2022-23 Levy**

APN	FY 2022-23 LEVY
198-021-0200	\$22.80
198-021-0300	\$22.80
198-021-0400	\$22.80
198-021-0500	\$22.80
198-021-0700	\$22.80
198-021-0900	\$22.80
198-040-0100	\$22.80
198-040-0200	\$22.80
198-040-0300	\$22.80
198-040-0400	\$22.80
198-040-0500	\$22.80
198-040-0600	\$22.80
198-040-0700	\$22.80
198-040-0800	\$22.80
198-040-0900	\$22.80
198-040-1000	\$22.80
198-040-1100	\$22.80
198-040-1200	\$22.80
198-040-1300	\$22.80
198-040-1400	\$22.80
198-040-1500	\$22.80
198-040-1600	\$22.80
198-040-1700	\$22.80
198-040-1800	\$22.80
198-040-1900	\$22.80
198-040-2000	\$22.80
198-040-2100	\$22.80
198-040-2200	\$22.80
198-040-2300	\$22.80
198-040-2400	\$22.80
198-040-2500	\$22.80
198-040-2600	\$22.80
198-040-2700	\$22.80
198-040-2800	\$22.80
198-040-3100	\$22.80
198-040-3200	\$22.80
198-040-3300	\$22.80
198-040-3400	\$22.80
198-040-3500	\$22.80
198-040-3600	\$22.80
198-040-3700	\$22.80
198-040-3800	\$22.80
198-040-5400	\$22.80
198-040-5500	\$22.80
198-040-5700	\$22.80
198-040-6400	\$22.80
198-051-0100	\$22.80

**Borrego Water District
Water Availability Standby Charge
Fund: 6415-01
FY 2022-23 Levy**

APN	FY 2022-23 LEVY
198-052-0100	\$22.80
198-052-0200	\$22.80
198-052-0300	\$22.80
198-052-0400	\$22.80
198-052-0500	\$22.80
198-052-0600	\$22.80
198-052-0700	\$22.80
198-052-0800	\$22.80
198-052-0900	\$22.80
198-052-1000	\$22.80
198-052-1100	\$22.80
198-052-1200	\$22.80
198-052-1300	\$22.80
198-052-1400	\$22.80
198-052-1500	\$22.80
198-052-1600	\$22.80
198-052-1700	\$22.80
198-052-1800	\$22.80
198-052-1900	\$22.80
198-052-2000	\$22.80
198-052-2100	\$22.80
198-052-2200	\$22.80
198-052-2300	\$22.80
198-052-2400	\$22.80
198-052-2500	\$22.80
198-052-2600	\$22.80
198-052-2700	\$22.80
198-052-2800	\$22.80
198-052-2900	\$22.80
198-052-3000	\$22.80
198-053-0100	\$22.80
198-053-0200	\$22.80
198-053-0300	\$22.80
198-053-0400	\$22.80
198-053-0500	\$22.80
198-053-0600	\$22.80
198-053-0700	\$22.80
198-053-0800	\$22.80
198-053-0900	\$22.80
198-053-1000	\$22.80
198-053-1100	\$22.80
198-053-1200	\$22.80
198-053-1300	\$22.80
198-053-1400	\$22.80
198-053-1500	\$22.80
198-053-1600	\$22.80
198-053-1700	\$22.80

**Borrego Water District
Water Availability Standby Charge
Fund: 6415-01
FY 2022-23 Levy**

APN	FY 2022-23 LEVY
198-053-1800	\$22.80
198-053-1900	\$22.80
198-053-2000	\$22.80
198-053-2100	\$22.80
198-053-2200	\$22.80
198-053-2300	\$22.80
198-053-2400	\$22.80
198-053-2500	\$22.80
198-053-2600	\$22.80
198-053-2700	\$22.80
198-053-2800	\$22.80
198-053-2900	\$22.80
198-053-3000	\$22.80
198-053-3100	\$22.80
198-053-3200	\$22.80
198-053-3300	\$22.80
198-054-0100	\$22.80
198-054-0200	\$22.80
198-054-0300	\$22.80
198-054-0400	\$22.80
198-054-0500	\$22.80
198-054-0600	\$22.80
198-054-0700	\$22.80
198-054-0800	\$22.80
198-054-0900	\$22.80
198-054-1000	\$22.80
198-054-1100	\$22.80
198-054-1200	\$22.80
198-054-1300	\$22.80
198-054-1400	\$22.80
198-054-1500	\$22.80
198-054-1600	\$22.80
198-054-1700	\$22.80
198-054-1800	\$22.80
198-054-1900	\$22.80
198-054-2000	\$22.80
198-054-2100	\$22.80
198-054-2200	\$22.80
198-054-2300	\$22.80
198-054-2400	\$22.80
198-055-0100	\$22.80
198-055-0200	\$22.80
198-055-0300	\$22.80
198-055-0400	\$22.80
198-055-0500	\$22.80
198-056-0100	\$22.80
198-056-0200	\$22.80

**Borrego Water District
Water Availability Standby Charge
Fund: 6415-01
FY 2022-23 Levy**

APN	FY 2022-23 LEVY
198-056-0300	\$22.80
198-056-0400	\$22.80
198-056-0500	\$22.80
198-056-0600	\$22.80
198-056-0700	\$22.80
198-056-0800	\$22.80
198-056-0900	\$22.80
198-056-1000	\$22.80
198-056-1100	\$22.80
198-061-0100	\$22.80
198-061-0200	\$22.80
198-061-0300	\$22.80
198-061-0400	\$22.80
198-061-0500	\$22.80
198-061-0600	\$22.80
198-061-0700	\$22.80
198-061-0800	\$22.80
198-061-0900	\$22.80
198-061-1000	\$22.80
198-061-1100	\$22.80
198-061-1200	\$22.80
198-061-1300	\$22.80
198-061-1400	\$22.80
198-061-1500	\$22.80
198-061-1600	\$22.80
198-061-1700	\$22.80
198-061-1800	\$22.80
198-061-1900	\$22.80
198-061-2000	\$22.80
198-061-2100	\$22.80
198-061-2200	\$22.80
198-061-2300	\$22.80
198-061-2400	\$22.80
198-061-2500	\$22.80
198-061-2600	\$22.80
198-061-2700	\$22.80
198-061-2800	\$22.80
198-061-2900	\$22.80
198-061-3000	\$22.80
198-061-3100	\$22.80
198-061-3200	\$22.80
198-061-3300	\$22.80
198-061-3400	\$22.80
198-061-3500	\$22.80
198-061-3600	\$22.80
198-061-3700	\$22.80
198-061-3800	\$22.80

**Borrego Water District
Water Availability Standby Charge
Fund: 6415-01
FY 2022-23 Levy**

APN	FY 2022-23 LEVY
198-061-3900	\$22.80
198-061-4000	\$22.80
198-061-4100	\$22.80
198-061-4200	\$22.80
198-061-4300	\$22.80
198-061-4400	\$22.80
198-061-4500	\$22.80
198-061-4600	\$22.80
198-061-4700	\$22.80
198-061-4800	\$22.80
198-061-4900	\$22.80
198-061-5000	\$22.80
198-061-5100	\$22.80
198-061-5200	\$22.80
198-061-5300	\$22.80
198-061-5400	\$22.80
198-061-5500	\$22.80
198-061-5600	\$22.80
198-061-5700	\$22.80
198-061-5800	\$22.80
198-061-5900	\$22.80
198-061-6000	\$22.80
198-061-6100	\$22.80
198-061-6200	\$22.80
198-061-6300	\$22.80
198-061-6400	\$22.80
198-061-6500	\$22.80
198-061-6600	\$22.80
198-061-6700	\$22.80
198-061-6800	\$22.80
198-061-6900	\$22.80
198-062-0100	\$22.80
198-062-0200	\$22.80
198-062-0300	\$22.80
198-062-0400	\$22.80
198-062-0500	\$22.80
198-062-0600	\$22.80
198-062-0700	\$22.80
198-062-0800	\$22.80
198-062-0900	\$22.80
198-062-1000	\$22.80
198-063-0100	\$22.80
198-063-0200	\$22.80
198-063-0300	\$22.80
198-063-0400	\$22.80
198-063-0500	\$22.80
198-063-0600	\$22.80

**Borrego Water District
Water Availability Standby Charge
Fund: 6415-01
FY 2022-23 Levy**

APN	FY 2022-23 LEVY
198-063-0700	\$22.80
198-063-0800	\$22.80
198-063-0900	\$22.80
198-063-1000	\$22.80
198-071-0100	\$22.80
198-071-0200	\$22.80
198-071-0300	\$22.80
198-071-0400	\$22.80
198-071-0500	\$22.80
198-071-0600	\$22.80
198-071-0700	\$22.80
198-071-0800	\$22.80
198-071-0900	\$22.80
198-071-1000	\$22.80
198-072-0100	\$22.80
198-072-0200	\$22.80
198-072-0300	\$22.80
198-072-0400	\$22.80
198-072-0500	\$22.80
198-072-0600	\$22.80
198-072-0700	\$22.80
198-072-0800	\$22.80
198-072-0900	\$22.80
198-072-1000	\$22.80
198-081-0100	\$22.80
198-081-0200	\$22.80
198-081-0300	\$22.80
198-081-0400	\$22.80
198-081-0500	\$22.80
198-081-0600	\$22.80
198-081-0700	\$22.80
198-081-0800	\$22.80
198-081-0901	\$22.80
198-081-0902	\$22.80
198-081-1000	\$22.80
198-081-1100	\$22.80
198-081-1200	\$22.80
198-081-1300	\$22.80
198-081-1400	\$22.80
198-081-1500	\$22.80
198-081-1600	\$22.80
198-081-1700	\$22.80
198-081-1800	\$22.80
198-081-1900	\$22.80
198-081-2000	\$22.80
198-081-2100	\$22.80
198-081-2200	\$22.80

**Borrego Water District
Water Availability Standby Charge
Fund: 6415-01
FY 2022-23 Levy**

APN	FY 2022-23 LEVY
198-081-2300	\$22.80
198-081-2400	\$22.80
198-081-2500	\$22.80
198-081-2600	\$22.80
198-081-2700	\$22.80
198-081-2800	\$22.80
198-082-0100	\$22.80
198-082-0200	\$22.80
198-082-0300	\$22.80
198-082-0400	\$22.80
198-082-0500	\$22.80
198-082-0600	\$22.80
198-082-0700	\$22.80
198-082-0800	\$22.80
198-082-0900	\$22.80
198-082-1000	\$22.80
198-082-1100	\$22.80
198-082-1200	\$22.80
198-082-1300	\$22.80
198-082-1400	\$22.80
198-082-1500	\$22.80
198-082-1600	\$22.80
198-082-1700	\$22.80
198-082-1800	\$22.80
198-082-1900	\$22.80
198-082-2000	\$22.80
198-082-2100	\$22.80
198-082-2200	\$22.80
198-082-2300	\$22.80
198-082-2400	\$22.80
198-082-2500	\$22.80
198-082-2600	\$22.80
198-083-0100	\$22.80
198-083-0200	\$22.80
198-083-0300	\$22.80
198-083-0400	\$22.80
198-084-0100	\$22.80
198-084-0200	\$22.80
198-084-0300	\$22.80
198-084-0400	\$22.80
198-084-0500	\$22.80
198-084-0600	\$22.80
198-084-0700	\$22.80
198-084-0800	\$22.80
198-084-0900	\$22.80
198-084-1000	\$22.80
198-084-1100	\$22.80

**Borrego Water District
Water Availability Standby Charge
Fund: 6415-01
FY 2022-23 Levy**

APN	FY 2022-23 LEVY
198-085-0100	\$22.80
198-085-0200	\$22.80
198-085-0300	\$22.80
198-085-0400	\$22.80
198-085-0500	\$22.80
198-085-0600	\$22.80
198-085-0700	\$22.80
198-085-0800	\$22.80
198-085-0900	\$22.80
198-085-1000	\$22.80
198-085-1100	\$22.80
198-085-1200	\$22.80
198-085-1300	\$22.80
198-085-1400	\$22.80
198-086-0100	\$22.80
198-086-0200	\$22.80
198-086-0300	\$22.80
198-086-0400	\$22.80
198-086-0500	\$22.80
198-086-0600	\$22.80
198-086-0700	\$22.80
198-086-0800	\$22.80
198-086-0900	\$22.80
198-086-1000	\$22.80
198-086-1100	\$22.80
198-091-0100	\$22.80
198-091-0200	\$22.80
198-091-0300	\$22.80
198-091-0400	\$22.80
198-091-0500	\$22.80
198-091-0600	\$22.80
198-091-0700	\$22.80
198-091-0800	\$22.80
198-091-0900	\$22.80
198-091-1000	\$22.80
198-091-1100	\$22.80
198-091-1201	\$22.80
198-091-1202	\$22.80
198-091-1301	\$22.80
198-091-1302	\$22.80
198-091-1401	\$22.80
198-091-1402	\$22.80
198-091-1500	\$22.80
198-091-1601	\$22.80
198-091-1602	\$22.80
198-091-1701	\$22.80
198-091-1702	\$22.80

**Borrego Water District
Water Availability Standby Charge
Fund: 6415-01
FY 2022-23 Levy**

APN	FY 2022-23 LEVY
198-091-1800	\$22.80
198-091-1900	\$22.80
198-091-2100	\$22.80
198-091-2200	\$22.80
198-091-2300	\$22.80
198-091-2400	\$22.80
198-091-2500	\$22.80
198-091-2600	\$22.80
198-091-2700	\$22.80
198-091-2800	\$22.80
198-091-2900	\$22.80
198-091-3000	\$22.80
198-091-3100	\$22.80
198-091-3200	\$22.80
198-091-3300	\$22.80
198-091-3400	\$22.80
198-091-3600	\$22.80
198-091-3700	\$22.80
198-091-3800	\$22.80
198-091-3900	\$22.80
198-091-4100	\$22.80
198-091-4200	\$22.80
198-091-4300	\$22.80
198-091-4400	\$22.80
198-091-4500	\$22.80
198-091-4600	\$22.80
198-091-4700	\$22.80
198-091-4800	\$22.80
198-091-4900	\$22.80
198-091-5000	\$22.80
198-091-5100	\$22.80
198-091-5200	\$22.80
198-091-5300	\$22.80
198-091-5400	\$22.80
198-091-5500	\$22.80
198-091-5600	\$22.80
198-092-0100	\$22.80
198-092-0200	\$22.80
198-092-0300	\$22.80
198-092-0400	\$22.80
198-092-0500	\$22.80
198-092-0600	\$22.80
198-092-0700	\$22.80
198-092-0800	\$22.80
198-092-0900	\$22.80
198-092-1000	\$22.80
198-092-1100	\$22.80

**Borrego Water District
Water Availability Standby Charge
Fund: 6415-01
FY 2022-23 Levy**

APN	FY 2022-23 LEVY
198-092-1200	\$22.80
198-092-1300	\$22.80
198-092-1400	\$22.80
198-092-1500	\$22.80
198-092-1600	\$22.80
198-092-1700	\$22.80
198-093-0100	\$22.80
198-093-0200	\$22.80
198-093-0300	\$22.80
198-093-0500	\$22.80
198-093-0600	\$22.80
198-093-0700	\$22.80
198-093-0800	\$22.80
198-093-0900	\$22.80
198-093-1200	\$22.80
198-093-1500	\$22.80
198-093-1600	\$22.80
198-093-1700	\$22.80
198-093-1800	\$22.80
198-093-1900	\$22.80
198-093-2000	\$22.80
198-093-2100	\$22.80
198-093-2200	\$22.80
198-100-1700	\$22.80
198-100-1800	\$22.80
198-100-1900	\$22.80
198-100-2200	\$22.80
198-100-2300	\$22.80
198-111-0100	\$22.80
198-111-0200	\$22.80
198-111-0300	\$22.80
198-111-0400	\$22.80
198-111-0500	\$22.80
198-111-0600	\$22.80
198-111-0700	\$22.80
198-111-0800	\$22.80
198-112-0100	\$22.80
198-112-0200	\$22.80
198-112-0300	\$22.80
198-112-0400	\$22.80
198-112-0500	\$22.80
198-112-0600	\$22.80
198-112-0700	\$22.80
198-112-0800	\$22.80
198-112-0900	\$22.80
198-112-1000	\$22.80
198-121-0100	\$22.80

**Borrego Water District
Water Availability Standby Charge
Fund: 6415-01
FY 2022-23 Levy**

APN	FY 2022-23 LEVY
198-121-0200	\$22.80
198-121-0300	\$22.80
198-121-0700	\$22.80
198-122-0100	\$22.80
198-122-0400	\$22.80
198-122-0500	\$22.80
198-122-0600	\$22.80
198-122-0700	\$22.80
198-122-0800	\$22.80
198-122-0900	\$22.80
198-122-1000	\$22.80
198-122-1100	\$22.80
198-122-1200	\$22.80
198-122-1300	\$22.80
198-122-1400	\$22.80
198-122-1500	\$22.80
198-122-1600	\$22.80
198-131-0100	\$22.80
198-131-0200	\$22.80
198-131-0300	\$22.80
198-131-0400	\$22.80
198-131-0500	\$22.80
198-132-0100	\$22.80
198-132-0200	\$22.80
198-132-0300	\$22.80
198-133-0100	\$22.80
198-133-0200	\$22.80
198-133-0300	\$22.80
198-133-0400	\$22.80
198-133-0500	\$22.80
198-134-0100	\$22.80
198-134-0200	\$22.80
198-134-0300	\$22.80
198-135-0100	\$22.80
198-135-0200	\$22.80
198-135-0300	\$22.80
198-135-0400	\$22.80
198-135-0500	\$22.80
198-135-0600	\$22.80
198-135-0700	\$22.80
198-135-0800	\$22.80
198-140-0100	\$22.80
198-140-0200	\$22.80
198-140-0300	\$22.80
198-140-0400	\$22.80
198-140-0500	\$22.80
198-140-0600	\$22.80

**Borrego Water District
Water Availability Standby Charge
Fund: 6415-01
FY 2022-23 Levy**

APN	FY 2022-23 LEVY
198-140-0700	\$22.80
198-140-0800	\$22.80
198-151-0100	\$22.80
198-151-0200	\$22.80
198-151-0300	\$22.80
198-151-0400	\$22.80
198-151-0500	\$22.80
198-152-0100	\$22.80
198-153-0100	\$22.80
198-153-0200	\$22.80
198-153-0300	\$22.80
198-153-0700	\$22.80
198-153-0800	\$22.80
198-153-0900	\$22.80
198-153-1000	\$22.80
198-153-1100	\$22.80
198-153-1200	\$22.80
198-161-0100	\$22.80
198-161-0200	\$22.80
198-161-0300	\$22.80
198-161-0400	\$22.80
198-161-0500	\$22.80
198-161-0600	\$22.80
198-161-0700	\$22.80
198-161-0800	\$22.80
198-161-0900	\$22.80
198-161-1000	\$22.80
198-161-1100	\$22.80
198-161-1200	\$22.80
198-161-1300	\$22.80
198-161-1400	\$22.80
198-161-1500	\$22.80
198-161-1600	\$22.80
198-161-1700	\$22.80
198-161-1800	\$22.80
198-162-0800	\$22.80
198-162-0900	\$22.80
198-162-1700	\$22.80
198-162-2000	\$22.80
198-162-2100	\$22.80
198-162-2200	\$22.80
198-162-2300	\$22.80
198-171-0100	\$22.80
198-171-0200	\$22.80
198-171-0300	\$22.80
198-171-0400	\$22.80
198-172-0100	\$22.80

**Borrego Water District
Water Availability Standby Charge
Fund: 6415-01
FY 2022-23 Levy**

APN	FY 2022-23 LEVY
198-172-0400	\$22.80
198-172-0500	\$22.80
198-172-0600	\$22.80
198-172-0700	\$22.80
198-172-0800	\$22.80
198-172-0900	\$22.80
198-173-0100	\$22.80
198-173-0200	\$22.80
198-173-0300	\$22.80
198-173-0400	\$22.80
198-173-0500	\$22.80
198-173-0600	\$22.80
198-173-0700	\$22.80
198-173-0800	\$22.80
198-173-0900	\$22.80
198-173-1000	\$22.80
198-173-1300	\$22.80
198-173-1400	\$22.80
198-173-1500	\$22.80
198-173-1600	\$22.80
198-173-1700	\$22.80
198-173-1800	\$22.80
198-173-1900	\$22.80
198-173-2000	\$22.80
198-173-2100	\$22.80
198-173-2200	\$22.80
198-173-2300	\$22.80
198-173-2400	\$22.80
198-174-2100	\$22.80
198-174-2200	\$22.80
198-174-2300	\$22.80
198-174-2400	\$22.80
198-174-2500	\$22.80
198-174-2600	\$22.80
198-174-2700	\$22.80
198-174-2800	\$22.80
198-174-2900	\$22.80
198-174-3000	\$22.80
198-174-3300	\$22.80
198-181-0100	\$22.80
198-181-0200	\$22.80
198-181-0300	\$22.80
198-181-0400	\$22.80
198-181-0500	\$22.80
198-181-0600	\$22.80
198-181-0700	\$22.80
198-182-0100	\$22.80

**Borrego Water District
Water Availability Standby Charge
Fund: 6415-01
FY 2022-23 Levy**

APN	FY 2022-23 LEVY
198-182-0200	\$22.80
198-182-0300	\$22.80
198-182-0900	\$22.80
198-182-1000	\$22.80
198-182-1100	\$22.80
198-182-1200	\$22.80
198-182-1300	\$22.80
198-182-1400	\$22.80
198-182-1500	\$22.80
198-182-1600	\$22.80
198-182-1700	\$22.80
198-182-1800	\$22.80
198-182-2500	\$22.80
198-182-2600	\$22.80
198-182-2800	\$22.80
198-182-2900	\$22.80
198-191-0100	\$22.80
198-191-0200	\$22.80
198-191-0300	\$22.80
198-191-0400	\$22.80
198-191-0500	\$22.80
198-192-0600	\$22.80
198-192-0800	\$22.80
198-192-0900	\$22.80
198-192-1000	\$22.80
198-192-1100	\$22.80
198-192-1200	\$22.80
198-192-1500	\$22.80
198-192-1600	\$22.80
198-192-2300	\$22.80
198-192-2400	\$22.80
198-192-2500	\$22.80
198-192-2600	\$22.80
198-192-2700	\$22.80
198-192-2800	\$22.80
198-192-2900	\$22.80
198-201-1400	\$22.80
198-201-1500	\$22.80
198-201-2900	\$22.80
198-201-3000	\$22.80
198-201-3100	\$22.80
198-201-3200	\$22.80
198-201-3300	\$22.80
198-201-3400	\$22.80
198-201-3500	\$22.80
198-201-3600	\$22.80
198-201-3700	\$22.80

**Borrego Water District
Water Availability Standby Charge
Fund: 6415-01
FY 2022-23 Levy**

APN	FY 2022-23 LEVY
198-201-3900	\$22.80
198-201-4000	\$22.80
198-201-4100	\$22.80
198-201-4200	\$22.80
198-201-4300	\$22.80
198-202-0100	\$22.80
198-202-0200	\$22.80
198-202-0300	\$22.80
198-202-0400	\$22.80
198-202-0500	\$22.80
198-202-0600	\$22.80
198-202-0700	\$22.80
198-202-0800	\$22.80
198-202-0900	\$22.80
198-211-0100	\$22.80
198-211-0200	\$22.80
198-211-0300	\$22.80
198-211-0400	\$22.80
198-211-0500	\$22.80
198-211-0600	\$22.80
198-211-0700	\$22.80
198-211-0800	\$22.80
198-212-0100	\$22.80
198-212-0200	\$22.80
198-212-0300	\$22.80
198-212-0400	\$22.80
198-212-0500	\$22.80
198-212-0600	\$22.80
198-212-0700	\$22.80
198-212-0800	\$22.80
198-212-0900	\$22.80
198-212-1000	\$22.80
198-212-1100	\$22.80
198-212-1200	\$22.80
198-212-1300	\$22.80
198-212-1400	\$22.80
198-212-1500	\$22.80
198-212-1600	\$22.80
198-212-1700	\$22.80
198-212-1800	\$22.80
198-212-1900	\$22.80
198-212-2000	\$22.80
198-212-2100	\$22.80
198-213-0100	\$22.80
198-213-0200	\$22.80
198-213-0300	\$22.80
198-214-0100	\$22.80

**Borrego Water District
Water Availability Standby Charge
Fund: 6415-01
FY 2022-23 Levy**

APN	FY 2022-23 LEVY
198-214-0200	\$22.80
198-214-0300	\$22.80
198-214-0400	\$22.80
198-220-0200	\$22.80
198-220-0300	\$22.80
198-220-0400	\$22.80
198-220-0501	\$22.80
198-220-0502	\$22.80
198-220-0600	\$22.80
198-220-0700	\$22.80
198-220-3500	\$22.80
198-220-3600	\$22.80
198-220-3700	\$22.80
198-220-3800	\$22.80
198-220-3900	\$22.80
198-220-4000	\$22.80
198-220-4100	\$22.80
198-220-4200	\$22.80
198-220-4300	\$22.80
198-220-4400	\$22.80
198-220-4500	\$22.80
198-220-4600	\$22.80
198-220-4700	\$22.80
198-220-4800	\$22.80
198-220-5000	\$22.80
198-230-0100	\$22.80
198-230-0200	\$22.80
198-230-0300	\$22.80
198-230-0400	\$22.80
198-230-0500	\$22.80
198-230-0600	\$22.80
198-230-0700	\$22.80
198-230-0800	\$22.80
198-230-0900	\$22.80
198-230-1000	\$22.80
198-230-1100	\$22.80
198-230-1200	\$22.80
198-230-1300	\$22.80
198-230-1400	\$22.80
198-230-1500	\$22.80
198-230-1600	\$22.80
198-230-1700	\$22.80
198-230-1800	\$22.80
198-230-1901	\$22.80
198-230-1902	\$22.80
198-230-2001	\$22.80
198-230-2002	\$22.80

**Borrego Water District
Water Availability Standby Charge
Fund: 6415-01
FY 2022-23 Levy**

APN	FY 2022-23 LEVY
198-230-2100	\$22.80
198-230-2200	\$22.80
198-230-2300	\$22.80
198-230-2400	\$22.80
198-230-2500	\$22.80
198-230-2600	\$22.80
198-230-2700	\$22.80
198-230-2800	\$22.80
198-230-2900	\$22.80
198-230-3000	\$22.80
198-230-3100	\$22.80
198-230-3200	\$22.80
198-230-3300	\$22.80
198-230-3400	\$22.80
198-230-3500	\$22.80
198-230-3600	\$22.80
198-230-3700	\$22.80
198-230-3800	\$22.80
198-230-3900	\$22.80
198-230-4000	\$22.80
198-230-4100	\$22.80
198-230-4200	\$22.80
198-230-4301	\$22.80
198-230-4302	\$22.80
198-230-4303	\$22.80
198-230-4400	\$22.80
198-230-4900	\$22.80
198-230-5000	\$22.80
198-230-5100	\$22.80
198-230-5200	\$22.80
198-230-5300	\$22.80
198-230-5400	\$22.80
198-230-5800	\$22.80
198-230-6100	\$22.80
198-230-6200	\$22.80
198-230-6300	\$22.80
198-230-6400	\$22.80
198-230-6500	\$22.80
198-230-6700	\$22.80
198-241-0100	\$22.80
198-241-0200	\$22.80
198-241-0300	\$22.80
198-241-0400	\$22.80
198-241-0500	\$22.80
198-241-0600	\$22.80
198-241-0700	\$22.80
198-241-0900	\$22.80

**Borrego Water District
Water Availability Standby Charge
Fund: 6415-01
FY 2022-23 Levy**

APN	FY 2022-23 LEVY
198-241-1000	\$22.80
198-241-1100	\$22.80
198-241-1200	\$22.80
198-241-1300	\$22.80
198-241-1400	\$22.80
198-241-1500	\$22.80
198-241-1600	\$22.80
198-241-1700	\$22.80
198-241-1800	\$22.80
198-241-1900	\$22.80
198-242-0100	\$22.80
198-242-0200	\$22.80
198-242-0300	\$22.80
198-242-0400	\$22.80
198-242-0500	\$22.80
198-242-0600	\$22.80
198-242-0700	\$22.80
198-242-0800	\$22.80
198-242-0900	\$22.80
198-242-1000	\$22.80
198-242-1100	\$22.80
198-242-1200	\$22.80
198-242-1300	\$22.80
198-242-1400	\$22.80
198-242-1500	\$22.80
198-242-1600	\$22.80
198-242-1700	\$22.80
198-242-1800	\$22.80
198-242-1900	\$22.80
198-242-2000	\$22.80
198-242-2100	\$22.80
198-242-2200	\$22.80
198-242-2300	\$22.80
198-242-2400	\$22.80
198-242-2500	\$22.80
198-242-2600	\$22.80
198-242-2700	\$22.80
198-243-0100	\$22.80
198-243-0200	\$22.80
198-243-0300	\$22.80
198-243-0400	\$22.80
198-243-0500	\$22.80
198-243-0600	\$22.80
198-243-0700	\$22.80
198-243-0800	\$22.80
198-243-0900	\$22.80
198-243-1000	\$22.80

**Borrego Water District
Water Availability Standby Charge
Fund: 6415-01
FY 2022-23 Levy**

APN	FY 2022-23 LEVY
198-243-1100	\$22.80
198-243-1200	\$22.80
198-243-1300	\$22.80
198-243-1400	\$22.80
198-243-1500	\$22.80
198-243-1600	\$22.80
198-243-1700	\$22.80
198-243-1800	\$22.80
198-243-1900	\$22.80
198-243-2100	\$22.80
198-243-2200	\$22.80
198-243-2300	\$22.80
198-243-2400	\$22.80
198-243-2500	\$22.80
198-243-2600	\$22.80
198-243-2700	\$22.80
198-243-2800	\$22.80
198-243-2900	\$22.80
198-243-3000	\$22.80
198-251-0100	\$22.80
198-251-0200	\$22.80
198-251-0300	\$22.80
198-251-0400	\$22.80
198-251-0500	\$22.80
198-251-0600	\$22.80
198-251-0700	\$22.80
198-251-0800	\$22.80
198-251-0900	\$22.80
198-251-1000	\$22.80
198-251-1100	\$22.80
198-251-1200	\$22.80
198-251-1300	\$22.80
198-251-1400	\$22.80
198-251-1500	\$22.80
198-251-1600	\$22.80
198-251-1700	\$22.80
198-251-1800	\$22.80
198-251-1900	\$22.80
198-251-2000	\$22.80
198-251-2100	\$22.80
198-251-2200	\$22.80
198-251-2300	\$22.80
198-251-2400	\$22.80
198-251-2500	\$22.80
198-252-0100	\$22.80
198-252-0200	\$22.80
198-252-0300	\$22.80

**Borrego Water District
Water Availability Standby Charge
Fund: 6415-01
FY 2022-23 Levy**

APN	FY 2022-23 LEVY
198-252-0400	\$22.80
198-252-0500	\$22.80
198-252-0600	\$22.80
198-252-0700	\$22.80
198-252-0800	\$22.80
198-252-0900	\$22.80
198-252-1000	\$22.80
198-252-1100	\$22.80
198-252-1200	\$22.80
198-252-1300	\$22.80
198-252-1400	\$22.80
198-252-1500	\$22.80
198-252-1700	\$22.80
198-252-1800	\$22.80
198-252-1900	\$22.80
198-252-2000	\$22.80
198-252-2100	\$22.80
198-252-2200	\$22.80
198-252-2300	\$22.80
198-252-2400	\$22.80
198-252-2500	\$22.80
198-253-0100	\$22.80
198-253-0200	\$22.80
198-253-0300	\$22.80
198-253-0400	\$22.80
198-253-0500	\$22.80
198-253-0600	\$22.80
198-253-0700	\$22.80
198-253-0800	\$22.80
198-253-0900	\$22.80
198-253-1000	\$22.80
198-253-1100	\$22.80
198-253-1200	\$22.80
198-253-1300	\$22.80
198-253-1400	\$22.80
198-253-1500	\$22.80
198-253-1600	\$22.80
198-253-1700	\$22.80
198-253-1800	\$22.80
198-253-1900	\$22.80
198-253-2000	\$22.80
198-253-2100	\$22.80
198-253-2200	\$22.80
198-253-2300	\$22.80
198-253-2400	\$22.80
198-253-2500	\$22.80
198-253-2600	\$22.80

**Borrego Water District
Water Availability Standby Charge
Fund: 6415-01
FY 2022-23 Levy**

APN	FY 2022-23 LEVY
198-253-2700	\$22.80
198-253-2800	\$22.80
198-253-2900	\$22.80
198-253-3000	\$22.80
198-253-3100	\$22.80
198-253-3200	\$22.80
198-253-3300	\$22.80
198-253-3400	\$22.80
198-253-3500	\$22.80
198-253-3600	\$22.80
198-261-0100	\$22.80
198-261-0300	\$22.80
198-261-0400	\$22.80
198-261-0500	\$22.80
198-261-0600	\$22.80
198-261-0700	\$22.80
198-261-0800	\$22.80
198-261-0900	\$22.80
198-261-1000	\$22.80
198-261-1100	\$22.80
198-261-1200	\$22.80
198-261-1300	\$22.80
198-261-1400	\$22.80
198-261-1500	\$22.80
198-261-1600	\$22.80
198-261-1700	\$22.80
198-261-1800	\$22.80
198-261-1900	\$22.80
198-261-2100	\$22.80
198-261-2300	\$22.80
198-261-2400	\$22.80
198-262-0100	\$22.80
198-262-0200	\$22.80
198-262-0300	\$22.80
198-262-0400	\$22.80
198-262-0500	\$22.80
198-262-0600	\$22.80
198-262-0700	\$22.80
198-262-0800	\$22.80
198-262-0900	\$22.80
198-262-1000	\$22.80
198-262-1100	\$22.80
198-262-1200	\$22.80
198-262-1300	\$22.80
198-262-1400	\$22.80
198-262-1500	\$22.80
198-262-1600	\$22.80

**Borrego Water District
Water Availability Standby Charge
Fund: 6415-01
FY 2022-23 Levy**

APN	FY 2022-23 LEVY
198-262-1700	\$22.80
198-262-1800	\$22.80
198-262-1900	\$22.80
198-262-2000	\$22.80
198-262-2100	\$22.80
198-263-0100	\$22.80
198-263-0200	\$22.80
198-263-0300	\$22.80
198-263-0400	\$22.80
198-263-0500	\$22.80
198-263-0600	\$22.80
198-263-0700	\$22.80
198-263-0800	\$22.80
198-263-0900	\$22.80
198-263-1000	\$22.80
198-263-1100	\$22.80
198-263-1200	\$22.80
198-263-1300	\$22.80
198-263-1400	\$22.80
198-263-1500	\$22.80
198-263-1600	\$22.80
198-263-1700	\$22.80
198-263-1800	\$22.80
198-263-1900	\$22.80
198-263-2000	\$22.80
198-263-2100	\$22.80
198-263-2200	\$22.80
198-263-2300	\$22.80
198-263-2400	\$22.80
198-263-2500	\$22.80
198-263-2600	\$22.80
198-263-2700	\$22.80
198-263-2800	\$22.80
198-263-2900	\$22.80
198-263-3000	\$22.80
198-263-3100	\$22.80
198-263-3200	\$22.80
198-263-3300	\$22.80
198-263-3400	\$22.80
198-263-3500	\$22.80
198-263-3600	\$22.80
198-270-0900	\$22.80
198-270-1200	\$22.80
198-291-0100	\$22.80
198-291-0200	\$22.80
198-291-0300	\$22.80
198-291-0400	\$22.80

**Borrego Water District
Water Availability Standby Charge
Fund: 6415-01
FY 2022-23 Levy**

APN	FY 2022-23 LEVY
198-291-0500	\$22.80
198-291-0600	\$22.80
198-291-0700	\$22.80
198-292-0100	\$22.80
198-292-0200	\$22.80
198-292-0300	\$22.80
198-292-0400	\$22.80
198-292-0500	\$22.80
198-292-0600	\$22.80
198-293-0100	\$22.80
198-293-0200	\$22.80
198-301-0100	\$22.80
198-301-0200	\$22.80
198-301-0300	\$22.80
198-301-0400	\$22.80
198-301-0500	\$22.80
198-301-0600	\$22.80
198-302-0100	\$22.80
198-302-0200	\$22.80
198-302-0300	\$22.80
198-302-0400	\$22.80
198-302-0500	\$22.80
198-302-0600	\$22.80
198-302-0700	\$22.80
198-302-0800	\$22.80
198-302-1000	\$22.80
198-302-1100	\$22.80
198-302-1200	\$22.80
198-303-0100	\$22.80
198-303-0200	\$22.80
198-303-0300	\$22.80
198-303-0400	\$22.80
198-303-0500	\$22.80
198-303-0600	\$22.80
198-303-0700	\$22.80
198-304-0100	\$22.80
198-304-0200	\$22.80
198-304-0300	\$22.80
198-304-0400	\$22.80
198-304-0500	\$22.80
198-304-0600	\$22.80
198-311-0100	\$22.80
198-311-0200	\$22.80
198-311-0300	\$22.80
198-311-0400	\$22.80
198-311-0500	\$22.80
198-311-0600	\$22.80

**Borrego Water District
Water Availability Standby Charge
Fund: 6415-01
FY 2022-23 Levy**

APN	FY 2022-23 LEVY
198-311-0700	\$22.80
198-311-0800	\$22.80
198-311-0900	\$22.80
198-311-1000	\$22.80
198-311-1100	\$22.80
198-311-1200	\$22.80
198-311-1300	\$22.80
198-311-1400	\$22.80
198-311-1500	\$22.80
198-311-1600	\$22.80
198-311-1700	\$22.80
198-311-1800	\$22.80
198-311-1900	\$22.80
198-311-2000	\$22.80
198-311-2100	\$22.80
198-311-2200	\$22.80
198-311-2300	\$22.80
198-312-0100	\$22.80
198-312-0200	\$22.80
198-312-0300	\$22.80
198-312-0400	\$22.80
198-312-0500	\$22.80
198-312-0600	\$22.80
198-312-0700	\$22.80
198-312-0800	\$22.80
198-312-0900	\$22.80
198-320-0100	\$22.80
198-320-0200	\$22.80
198-320-0300	\$22.80
198-320-0400	\$22.80
198-320-0500	\$22.80
198-320-0600	\$22.80
198-320-1400	\$22.80
198-320-1500	\$22.80
198-320-2100	\$22.80
198-320-2300	\$22.80
198-320-2400	\$22.80
198-320-2500	\$22.80
198-320-2600	\$22.80
198-320-2800	\$22.80
198-320-3100	\$22.80
198-320-3300	\$22.80
198-320-3500	\$22.80
198-341-0100	\$22.80
198-341-0200	\$22.80
198-341-0300	\$22.80
198-341-0400	\$22.80

**Borrego Water District
Water Availability Standby Charge
Fund: 6415-01
FY 2022-23 Levy**

APN	FY 2022-23 LEVY
198-341-0700	\$22.80
198-341-0800	\$22.80
198-341-0900	\$22.80
198-341-1000	\$22.80
198-341-1100	\$22.80
198-341-1200	\$22.80
198-341-1300	\$22.80
198-341-1400	\$22.80
198-341-1500	\$22.80
198-341-1600	\$22.80
198-341-1700	\$22.80
198-341-1800	\$22.80
198-341-1900	\$22.80
198-341-2000	\$22.80
198-341-2100	\$22.80
198-341-2200	\$22.80
198-341-2300	\$22.80
198-341-2400	\$22.80
198-342-0100	\$22.80
198-342-0200	\$22.80
198-342-0300	\$22.80
198-342-0400	\$22.80
198-342-0500	\$22.80
198-342-0600	\$22.80
198-342-0700	\$22.80
198-342-0800	\$22.80
198-342-0900	\$22.80
198-342-1000	\$22.80
198-342-1100	\$22.80
198-342-1200	\$22.80
198-342-1300	\$22.80
198-342-1400	\$22.80
198-342-1500	\$22.80
198-342-1600	\$22.80
198-342-1700	\$22.80
198-342-1800	\$22.80
198-342-1900	\$22.80
198-342-2000	\$22.80
198-342-2100	\$22.80
198-342-2400	\$22.80
198-342-2600	\$22.80
198-342-2700	\$22.80
198-342-2800	\$22.80
198-342-2900	\$22.80
198-342-3000	\$22.80
198-342-3100	\$22.80
198-342-3200	\$22.80

**Borrego Water District
Water Availability Standby Charge
Fund: 6415-01
FY 2022-23 Levy**

APN	FY 2022-23 LEVY
198-351-0100	\$22.80
198-351-0200	\$22.80
198-351-0300	\$22.80
198-351-0400	\$22.80
198-351-0500	\$22.80
198-351-0600	\$22.80
198-351-0700	\$22.80
198-351-0800	\$22.80
198-351-0900	\$22.80
198-351-1000	\$22.80
198-351-1100	\$22.80
198-351-1200	\$22.80
198-351-1300	\$22.80
198-351-1400	\$22.80
198-351-1500	\$22.80
198-351-1600	\$22.80
198-351-1700	\$22.80
198-351-1800	\$22.80
198-351-1900	\$22.80
198-351-2000	\$22.80
198-351-2100	\$22.80
198-351-2200	\$22.80
198-351-2300	\$22.80
198-351-2400	\$22.80
198-351-2500	\$22.80
198-351-2600	\$22.80
198-351-2700	\$22.80
198-351-2800	\$22.80
198-351-2900	\$22.80
198-352-0100	\$22.80
198-352-0200	\$22.80
198-352-0300	\$22.80
198-352-0400	\$22.80
198-352-0500	\$22.80
198-352-0600	\$22.80
198-352-0700	\$22.80
198-352-0800	\$22.80
198-352-0900	\$22.80
198-352-1000	\$22.80
198-352-1100	\$22.80
198-352-1200	\$22.80
198-352-1300	\$22.80
198-352-1400	\$22.80
198-352-1500	\$22.80
198-352-1600	\$22.80
198-352-1700	\$22.80
198-352-1800	\$22.80

**Borrego Water District
Water Availability Standby Charge
Fund: 6415-01
FY 2022-23 Levy**

APN	FY 2022-23 LEVY
198-352-1900	\$22.80
198-352-2000	\$22.80
198-352-2100	\$22.80
198-352-2200	\$22.80
198-352-2300	\$22.80
198-352-2400	\$22.80
198-352-2500	\$22.80
198-352-2600	\$22.80
198-352-2700	\$22.80
198-352-2800	\$22.80
198-352-2900	\$22.80
198-352-3000	\$22.80
198-352-3100	\$22.80
198-352-3200	\$22.80
198-352-3300	\$22.80
198-352-3400	\$22.80
198-352-3500	\$22.80
198-352-3600	\$22.80
198-352-3700	\$22.80
198-352-3800	\$22.80
198-352-3900	\$22.80
198-352-4000	\$22.80
198-352-4100	\$22.80
198-352-4200	\$22.80
198-352-4300	\$22.80
198-352-4400	\$22.80
198-352-4500	\$22.80
198-352-4600	\$22.80
198-352-4700	\$22.80
198-352-4800	\$22.80
198-352-4900	\$22.80
198-352-5000	\$22.80
198-352-5100	\$22.80
198-361-0100	\$22.80
198-361-0200	\$22.80
198-361-0300	\$22.80
198-361-0400	\$22.80
198-361-0500	\$22.80
198-361-0600	\$22.80
198-361-0700	\$22.80
198-361-0800	\$22.80
198-361-0900	\$22.80
198-361-1000	\$22.80
198-361-1100	\$22.80
198-361-1200	\$22.80
198-361-1300	\$22.80
198-361-1400	\$22.80

**Borrego Water District
Water Availability Standby Charge
Fund: 6415-01
FY 2022-23 Levy**

APN	FY 2022-23 LEVY
198-361-1500	\$22.80
198-361-1600	\$22.80
198-361-1700	\$22.80
198-362-0100	\$22.80
198-362-0200	\$22.80
198-362-0300	\$22.80
198-362-0400	\$22.80
198-362-0500	\$22.80
198-362-0600	\$22.80
198-362-0700	\$22.80
198-362-0800	\$22.80
198-362-0900	\$22.80
198-362-1000	\$22.80
198-362-1100	\$22.80
198-362-1200	\$22.80
198-362-1300	\$22.80
198-362-1400	\$22.80
198-362-1500	\$22.80
198-362-1600	\$22.80
198-362-1700	\$22.80
198-362-1800	\$22.80
198-362-1900	\$22.80
198-362-2000	\$22.80
198-362-2100	\$22.80
198-363-0100	\$22.80
198-363-0200	\$22.80
198-363-0300	\$22.80
198-363-0400	\$22.80
198-363-0500	\$22.80
198-363-0600	\$22.80
198-363-0700	\$22.80
198-363-0800	\$22.80
198-363-0900	\$22.80
198-363-1000	\$22.80
198-363-1100	\$22.80
198-364-0100	\$22.80
198-364-0200	\$22.80
198-364-0300	\$22.80
198-364-0400	\$22.80
198-364-0500	\$22.80
198-364-0600	\$22.80
198-364-0700	\$22.80
198-364-0800	\$22.80
198-364-0900	\$22.80
198-364-1000	\$22.80
198-364-1100	\$22.80
198-364-1200	\$22.80

**Borrego Water District
Water Availability Standby Charge
Fund: 6415-01
FY 2022-23 Levy**

APN	FY 2022-23 LEVY
198-364-1300	\$22.80
198-364-1400	\$22.80
198-364-1500	\$22.80
198-364-1600	\$22.80
198-364-1700	\$22.80
198-364-1800	\$22.80
198-364-1900	\$22.80
198-364-2100	\$22.80
198-364-2200	\$22.80
198-364-2300	\$22.80
198-364-2400	\$22.80
198-364-2500	\$22.80
198-364-2600	\$22.80
198-364-2700	\$22.80
198-364-2800	\$22.80
198-364-2900	\$22.80
198-364-3100	\$22.80
198-364-3200	\$22.80
198-364-3300	\$22.80
198-364-3400	\$22.80
198-364-3500	\$22.80
198-364-3600	\$22.80
198-364-3700	\$22.80
198-364-3800	\$22.80
198-364-3900	\$22.80
198-364-4100	\$22.80
198-365-0100	\$22.80
198-365-0200	\$22.80
198-365-0300	\$22.80
198-365-0400	\$22.80
198-365-0500	\$22.80
198-365-0600	\$22.80
198-365-0700	\$22.80
198-365-0800	\$22.80
198-365-0900	\$22.80
198-365-1000	\$22.80
198-365-1100	\$22.80
198-365-1200	\$22.80
198-365-1300	\$22.80
198-365-1400	\$22.80
198-365-1500	\$22.80
198-365-1600	\$22.80
198-365-1700	\$22.80
198-365-1800	\$22.80
198-365-1900	\$22.80
198-365-2000	\$22.80
198-365-2100	\$22.80

**Borrego Water District
Water Availability Standby Charge
Fund: 6415-01
FY 2022-23 Levy**

APN	FY 2022-23 LEVY
198-371-0100	\$22.80
198-371-0200	\$22.80
198-371-0300	\$22.80
198-371-0400	\$22.80
198-371-0500	\$22.80
198-371-0600	\$22.80
198-371-0700	\$22.80
198-371-0800	\$22.80
198-371-0900	\$22.80
198-371-1000	\$22.80
198-371-1100	\$22.80
198-371-1200	\$22.80
198-371-1300	\$22.80
198-371-1400	\$22.80
198-371-1500	\$22.80
198-371-1600	\$22.80
198-371-1700	\$22.80
198-371-1800	\$22.80
198-371-1900	\$22.80
198-371-2000	\$22.80
198-371-2100	\$22.80
198-371-2200	\$22.80
198-371-2300	\$22.80
198-371-2400	\$22.80
198-371-2500	\$22.80
198-371-2600	\$22.80
198-372-0100	\$22.80
198-372-0200	\$22.80
198-372-0300	\$22.80
198-372-0400	\$22.80
198-372-0500	\$22.80
198-372-0600	\$22.80
198-372-0700	\$22.80
198-372-0800	\$22.80
198-372-0900	\$22.80
198-372-1000	\$22.80
198-372-1100	\$22.80
198-372-1200	\$22.80
198-372-1300	\$22.80
198-372-1400	\$22.80
198-372-1500	\$22.80
198-372-1600	\$22.80
198-373-0100	\$22.80
198-373-0200	\$22.80
198-373-0300	\$22.80
198-373-0400	\$22.80
198-373-0500	\$22.80

**Borrego Water District
Water Availability Standby Charge
Fund: 6415-01
FY 2022-23 Levy**

APN	FY 2022-23 LEVY
198-373-0600	\$22.80
198-373-0700	\$22.80
198-373-0800	\$22.80
198-373-0900	\$22.80
198-373-1000	\$22.80
198-373-1100	\$22.80
198-373-1200	\$22.80
198-373-1300	\$22.80
198-373-1400	\$22.80
198-373-1500	\$22.80
198-373-1600	\$22.80
198-373-1700	\$22.80
198-373-1800	\$22.80
198-373-1900	\$22.80
198-373-2000	\$22.80
198-373-2100	\$22.80
198-373-2200	\$22.80
198-373-2300	\$22.80
198-373-2400	\$22.80
198-373-2500	\$22.80
198-373-2600	\$22.80
198-373-2700	\$22.80
198-373-2800	\$22.80
198-373-2900	\$22.80
198-373-3000	\$22.80
198-373-3100	\$22.80
198-373-3200	\$22.80
198-373-3300	\$22.80
198-373-3400	\$22.80
198-373-3500	\$22.80
198-381-0100	\$22.80
198-381-0200	\$22.80
198-381-0300	\$22.80
198-381-0400	\$22.80
198-381-0500	\$22.80
198-381-0600	\$22.80
198-381-0700	\$22.80
198-381-0800	\$22.80
198-381-0900	\$22.80
198-381-1000	\$22.80
198-381-1100	\$22.80
198-381-1200	\$22.80
198-381-1300	\$22.80
198-381-1400	\$22.80
198-381-1700	\$22.80
198-381-1800	\$22.80
198-381-1900	\$22.80

**Borrego Water District
Water Availability Standby Charge
Fund: 6415-01
FY 2022-23 Levy**

APN	FY 2022-23 LEVY
198-381-2000	\$22.80
198-382-0100	\$22.80
198-382-0200	\$22.80
198-382-0300	\$22.80
198-382-0400	\$22.80
198-382-0500	\$22.80
198-382-0600	\$22.80
198-382-0700	\$22.80
198-382-0800	\$22.80
198-382-0900	\$22.80
198-382-1000	\$22.80
198-382-1100	\$22.80
198-382-1200	\$22.80
198-382-1300	\$22.80
198-382-1400	\$22.80
198-382-1500	\$22.80
198-382-1600	\$22.80
198-382-1700	\$22.80
198-382-1800	\$22.80
198-382-1900	\$22.80
198-382-2000	\$22.80
198-382-2100	\$22.80
198-382-2200	\$22.80
198-382-2300	\$22.80
198-382-2400	\$22.80
198-382-2500	\$22.80
198-382-2600	\$22.80
198-382-2700	\$22.80
198-382-2800	\$22.80
198-382-2900	\$22.80
198-382-3000	\$22.80
198-383-0100	\$22.80
198-383-0200	\$22.80
198-383-0300	\$22.80
198-383-0400	\$22.80
198-383-0500	\$22.80
198-383-0600	\$22.80
198-383-0700	\$22.80
198-383-0800	\$22.80
198-383-0900	\$22.80
198-383-1000	\$22.80
198-383-1100	\$22.80
198-383-1200	\$22.80
198-383-1300	\$22.80
198-383-1400	\$22.80
198-391-0200	\$22.80
198-391-0300	\$22.80

**Borrego Water District
Water Availability Standby Charge
Fund: 6415-01
FY 2022-23 Levy**

APN	FY 2022-23 LEVY
198-391-0400	\$22.80
198-391-0500	\$22.80
198-391-0600	\$22.80
198-391-0700	\$22.80
198-391-0800	\$22.80
198-391-0900	\$22.80
198-391-1000	\$22.80
198-391-1100	\$22.80
198-391-1200	\$22.80
198-391-1300	\$22.80
198-391-1400	\$22.80
198-391-1500	\$22.80
198-391-1600	\$22.80
198-391-1700	\$22.80
198-391-1800	\$22.80
198-391-1900	\$22.80
198-391-2000	\$22.80
198-391-2200	\$22.80
198-392-0200	\$22.80
198-392-0300	\$22.80
198-392-0400	\$22.80
198-392-0500	\$22.80
198-392-0600	\$22.80
198-392-0700	\$22.80
198-392-0800	\$22.80
198-392-0900	\$22.80
198-392-1000	\$22.80
198-392-1100	\$22.80
198-392-1200	\$22.80
198-392-1300	\$22.80
198-392-1400	\$22.80
198-392-1500	\$22.80
198-392-1600	\$22.80
198-392-1700	\$22.80
198-401-0100	\$22.80
198-401-0200	\$22.80
198-401-0300	\$22.80
198-401-0400	\$22.80
198-401-0500	\$22.80
198-401-0600	\$22.80
198-401-0700	\$22.80
198-401-0800	\$22.80
198-401-0900	\$22.80
198-401-1000	\$22.80
198-401-1100	\$22.80
198-401-1200	\$22.80
198-401-1300	\$22.80

**Borrego Water District
Water Availability Standby Charge
Fund: 6415-01
FY 2022-23 Levy**

APN	FY 2022-23 LEVY
198-401-1400	\$22.80
198-401-1500	\$22.80
198-401-1600	\$22.80
198-401-1700	\$22.80
198-401-1800	\$22.80
198-401-1900	\$22.80
198-401-2000	\$22.80
198-401-2100	\$22.80
198-401-2200	\$22.80
198-401-2300	\$22.80
198-401-2400	\$22.80
198-401-2500	\$22.80
198-401-2600	\$22.80
198-401-2700	\$22.80
198-401-2800	\$22.80
198-401-2900	\$22.80
198-402-0100	\$22.80
198-402-0200	\$22.80
198-402-0300	\$22.80
198-402-0400	\$22.80
198-402-0500	\$22.80
198-402-0600	\$22.80
198-402-0700	\$22.80
198-402-0800	\$22.80
198-402-0900	\$22.80
198-402-1000	\$22.80
198-402-1100	\$22.80
198-402-1200	\$22.80
198-402-1300	\$22.80
198-402-1400	\$22.80
198-402-1500	\$22.80
198-402-1600	\$22.80
198-402-1700	\$22.80
198-402-1800	\$22.80
198-402-1900	\$22.80
198-402-2000	\$22.80
198-402-2100	\$22.80
198-402-2200	\$22.80
198-402-2300	\$22.80
198-402-2400	\$22.80
198-402-2500	\$22.80
198-402-2600	\$22.80
198-402-2700	\$22.80
198-402-2800	\$22.80
198-402-2900	\$22.80
198-410-0400	\$22.80
198-410-0500	\$22.80

**Borrego Water District
Water Availability Standby Charge
Fund: 6415-01
FY 2022-23 Levy**

APN	FY 2022-23 LEVY
198-410-0600	\$22.80
198-410-0700	\$22.80
198-410-0800	\$22.80
198-410-0900	\$22.80
198-410-1000	\$22.80
198-410-1100	\$22.80
198-410-1200	\$22.80
198-410-1300	\$22.80
198-410-1400	\$22.80
198-410-1500	\$22.80
198-410-1600	\$22.80
198-410-1700	\$22.80
198-410-1900	\$22.80
198-410-2000	\$22.80
198-410-2300	\$22.80
198-410-2400	\$22.80
198-410-2500	\$22.80
198-410-2901	\$22.80
198-410-2902	\$22.80
198-410-3001	\$22.80
198-410-3002	\$22.80
198-410-3100	\$22.80
198-410-3301	\$22.80
198-410-3302	\$22.80
198-410-3600	\$22.80
198-430-0101	\$22.80
198-430-0102	\$22.80
198-430-0103	\$22.80
198-430-0104	\$22.80
198-430-0105	\$22.80
198-430-0106	\$22.80
198-430-0107	\$22.80
198-430-0108	\$22.80
198-430-0109	\$22.80
198-430-0110	\$22.80
198-430-0111	\$22.80
198-430-0112	\$22.80
198-430-0113	\$22.80
198-430-0114	\$22.80
198-430-0115	\$22.80
198-430-0116	\$22.80
198-430-0117	\$22.80
198-430-0118	\$22.80
198-430-0119	\$22.80
198-430-0120	\$22.80
198-430-0121	\$22.80
198-430-0122	\$22.80

**Borrego Water District
Water Availability Standby Charge
Fund: 6415-01
FY 2022-23 Levy**

APN	FY 2022-23 LEVY
198-430-0123	\$22.80
198-430-0124	\$22.80
198-430-0125	\$22.80
198-430-0126	\$22.80
198-430-0127	\$22.80
198-430-0128	\$22.80
199-011-0100	\$22.80
199-011-0800	\$22.80
199-011-0900	\$22.80
199-011-1000	\$22.80
199-011-1100	\$22.80
199-011-1200	\$22.80
199-011-1400	\$22.80
199-011-1500	\$22.80
199-011-1600	\$22.80
199-011-1700	\$22.80
199-011-1800	\$22.80
199-020-0100	\$22.80
199-020-0200	\$22.80
199-020-0300	\$22.80
199-020-0400	\$22.80
199-020-0500	\$22.80
199-020-0600	\$22.80
199-020-0700	\$22.80
199-020-0800	\$22.80
199-020-0900	\$22.80
199-020-1000	\$22.80
199-020-1100	\$22.80
199-020-1200	\$22.80
199-020-1300	\$22.80
199-020-1400	\$22.80
199-020-1500	\$22.80
199-020-1600	\$22.80
199-020-1700	\$22.80
199-020-1800	\$22.80
199-020-1900	\$22.80
199-020-2000	\$22.80
199-020-2100	\$22.80
199-020-2200	\$22.80
199-020-2300	\$22.80
199-020-2400	\$22.80
199-020-2500	\$22.80
199-020-2600	\$22.80
199-020-2700	\$22.80
199-020-2800	\$22.80
199-020-2900	\$22.80
199-020-3100	\$22.80

**Borrego Water District
Water Availability Standby Charge
Fund: 6415-01
FY 2022-23 Levy**

APN	FY 2022-23 LEVY
199-030-0100	\$22.80
199-030-0200	\$22.80
199-030-0300	\$22.80
199-030-0400	\$22.80
199-030-0500	\$22.80
199-030-0600	\$22.80
199-030-0700	\$22.80
199-030-0800	\$22.80
199-030-0900	\$22.80
199-030-1000	\$22.80
199-030-1100	\$22.80
199-030-1200	\$22.80
199-030-1300	\$22.80
199-030-1400	\$22.80
199-030-1500	\$22.80
199-030-1600	\$22.80
199-030-1700	\$22.80
199-030-1800	\$22.80
199-030-1900	\$22.80
199-030-2000	\$22.80
199-030-2100	\$22.80
199-030-2200	\$22.80
199-030-2300	\$22.80
199-030-2400	\$22.80
199-030-2500	\$22.80
199-030-2600	\$22.80
199-030-2700	\$22.80
199-030-2800	\$22.80
199-030-2900	\$22.80
199-030-3000	\$22.80
199-030-3100	\$22.80
199-030-3200	\$22.80
199-030-3400	\$22.80
199-030-3500	\$22.80
199-030-3600	\$22.80
199-030-3700	\$22.80
199-030-3800	\$22.80
199-030-3900	\$22.80
199-030-4000	\$22.80
199-030-4100	\$22.80
199-040-0100	\$22.80
199-040-0200	\$22.80
199-040-0300	\$22.80
199-040-0400	\$22.80
199-040-0500	\$22.80
199-040-0600	\$22.80
199-040-0700	\$22.80

**Borrego Water District
Water Availability Standby Charge
Fund: 6415-01
FY 2022-23 Levy**

APN	FY 2022-23 LEVY
199-040-0800	\$22.80
199-040-0900	\$22.80
199-040-1000	\$22.80
199-040-1100	\$22.80
199-040-1200	\$22.80
199-040-1300	\$22.80
199-040-1400	\$22.80
199-040-1500	\$22.80
199-040-1600	\$22.80
199-040-1700	\$22.80
199-040-1800	\$22.80
199-040-1900	\$22.80
199-040-2000	\$22.80
199-040-2100	\$22.80
199-040-2200	\$22.80
199-040-2300	\$22.80
199-040-2400	\$22.80
199-040-2501	\$22.80
199-040-2502	\$22.80
199-040-2601	\$22.80
199-040-2602	\$22.80
199-040-2701	\$22.80
199-040-2702	\$22.80
199-040-2801	\$22.80
199-040-2802	\$22.80
199-040-2900	\$22.80
199-040-3000	\$22.80
199-040-3100	\$22.80
199-040-3200	\$22.80
199-040-3300	\$22.80
199-040-3400	\$22.80
199-040-3500	\$22.80
199-040-3600	\$22.80
199-040-3700	\$22.80
199-040-3800	\$22.80
199-040-3900	\$22.80
199-040-4000	\$22.80
199-040-4100	\$22.80
199-040-4200	\$22.80
199-040-4300	\$22.80
199-040-4400	\$22.80
199-040-4500	\$22.80
199-040-4600	\$22.80
199-040-4700	\$22.80
199-040-4800	\$22.80
199-040-4900	\$22.80
199-040-5000	\$22.80

**Borrego Water District
Water Availability Standby Charge
Fund: 6415-01
FY 2022-23 Levy**

APN	FY 2022-23 LEVY
199-040-5100	\$22.80
199-040-5200	\$22.80
199-040-5300	\$22.80
199-040-5400	\$22.80
199-040-5500	\$22.80
199-040-5600	\$22.80
199-040-5700	\$22.80
199-040-5800	\$22.80
199-040-5900	\$22.80
199-040-6000	\$22.80
199-040-6100	\$22.80
199-040-6200	\$22.80
199-040-6300	\$22.80
199-040-6400	\$22.80
199-040-6500	\$22.80
199-060-0100	\$22.80
199-060-0400	\$22.80
199-060-0500	\$22.80
199-060-0600	\$22.80
199-060-0700	\$22.80
199-060-0800	\$22.80
199-060-0900	\$22.80
199-060-1000	\$22.80
199-060-1100	\$22.80
199-060-1300	\$22.80
199-090-0100	\$22.80
199-090-0200	\$22.80
199-090-0300	\$22.80
199-090-0400	\$22.80
199-090-0500	\$22.80
199-090-0600	\$22.80
199-090-0700	\$22.80
199-090-0800	\$22.80
199-090-0900	\$22.80
199-090-1000	\$22.80
199-090-1100	\$22.80
199-090-1200	\$22.80
199-090-1600	\$22.80
199-090-1700	\$22.80
199-090-1800	\$22.80
199-090-1900	\$22.80
199-090-2000	\$22.80
199-100-0100	\$22.80
199-100-0200	\$22.80
199-100-0300	\$22.80
199-100-0600	\$22.80
199-100-0800	\$22.80

**Borrego Water District
Water Availability Standby Charge
Fund: 6415-01
FY 2022-23 Levy**

APN	FY 2022-23 LEVY
199-100-0900	\$22.80
199-100-1000	\$22.80
199-100-1100	\$22.80
199-100-1200	\$22.80
199-100-1400	\$22.80
199-100-1500	\$22.80
199-100-1700	\$22.80
199-100-1800	\$22.80
199-100-1900	\$22.80
199-100-2000	\$22.80
199-100-2100	\$22.80
199-100-2200	\$22.80
199-110-0300	\$22.80
199-110-0400	\$22.80
199-110-0600	\$22.80
199-110-0800	\$22.80
199-110-0900	\$22.80
199-110-1000	\$22.80
199-110-1100	\$22.80
199-110-1200	\$22.80
199-110-1300	\$22.80
199-110-1400	\$22.80
199-130-0100	\$22.80
199-130-0200	\$22.80
199-130-0300	\$22.80
199-130-0400	\$22.80
199-130-0500	\$22.80
199-130-0600	\$22.80
199-130-0700	\$22.80
199-130-0800	\$22.80
199-130-0900	\$22.80
199-130-1000	\$22.80
199-130-1100	\$22.80
199-130-1200	\$22.80
199-130-1300	\$22.80
199-130-1400	\$22.80
199-130-1500	\$22.80
199-130-1600	\$22.80
199-130-1700	\$22.80
199-130-1800	\$22.80
199-130-1900	\$22.80
199-130-2000	\$22.80
199-130-2100	\$22.80
199-130-2300	\$22.80
199-130-2400	\$22.80
199-130-2500	\$22.80
199-130-2600	\$22.80

**Borrego Water District
Water Availability Standby Charge
Fund: 6415-01
FY 2022-23 Levy**

APN	FY 2022-23 LEVY
199-130-2700	\$22.80
199-130-2800	\$22.80
199-130-2900	\$22.80
199-140-0100	\$22.80
199-140-0200	\$22.80
199-140-0300	\$22.80
199-140-0400	\$22.80
199-140-0500	\$22.80
199-140-0600	\$22.80
199-140-0700	\$22.80
199-140-0800	\$22.80
199-140-0900	\$22.80
199-140-1000	\$22.80
199-140-1100	\$22.80
199-140-1300	\$22.80
199-140-1400	\$22.80
199-140-1500	\$22.80
199-140-1600	\$22.80
199-140-1700	\$22.80
199-140-2000	\$22.80
199-140-2100	\$22.80
199-140-2200	\$22.80
199-140-2400	\$22.80
199-140-2500	\$22.80
199-140-2600	\$22.80
199-140-2700	\$22.80
199-160-0200	\$22.80
199-160-0400	\$22.80
199-160-0600	\$22.80
199-160-0700	\$22.80
199-160-1000	\$22.80
199-160-1100	\$22.80
199-160-1200	\$22.80
199-160-1300	\$22.80
199-160-1400	\$22.80
199-160-1500	\$22.80
199-160-1600	\$22.80
199-160-1900	\$22.80
199-160-2100	\$22.80
199-160-2600	\$22.80
199-160-3000	\$22.80
199-160-3300	\$22.80
199-160-3400	\$22.80
199-160-3500	\$22.80
199-160-3700	\$22.80
199-160-3800	\$22.80
199-160-3900	\$22.80

**Borrego Water District
Water Availability Standby Charge
Fund: 6415-01
FY 2022-23 Levy**

APN	FY 2022-23 LEVY
199-160-4000	\$22.80
199-160-4100	\$22.80
199-160-4200	\$22.80
199-160-4300	\$22.80
199-160-4400	\$22.80
199-160-4500	\$22.80
199-181-0100	\$22.80
199-181-0200	\$22.80
199-181-0300	\$22.80
199-181-0400	\$22.80
199-181-0800	\$22.80
199-181-1200	\$22.80
199-181-1400	\$22.80
199-181-1500	\$22.80
199-181-1600	\$22.80
199-181-1800	\$22.80
199-181-1900	\$22.80
199-181-2000	\$22.80
199-181-2100	\$22.80
199-181-2200	\$22.80
199-181-2300	\$22.80
199-181-2400	\$22.80
199-182-0100	\$22.80
199-182-0200	\$22.80
199-182-0300	\$22.80
199-182-0400	\$22.80
199-182-0500	\$22.80
199-182-0600	\$22.80
199-182-0700	\$22.80
199-182-0800	\$22.80
199-182-0900	\$22.80
199-182-1000	\$22.80
199-182-1100	\$22.80
199-182-1200	\$22.80
199-182-1300	\$22.80
199-182-1400	\$22.80
199-182-1500	\$22.80
199-182-1600	\$22.80
199-182-1700	\$22.80
199-182-1800	\$22.80
199-182-1900	\$22.80
199-182-2000	\$22.80
199-182-2100	\$22.80
199-182-2200	\$22.80
199-182-2300	\$22.80
199-182-2400	\$22.80
199-182-2500	\$22.80

**Borrego Water District
Water Availability Standby Charge
Fund: 6415-01
FY 2022-23 Levy**

APN	FY 2022-23 LEVY
199-182-2600	\$22.80
199-182-2700	\$22.80
199-182-2800	\$22.80
199-182-2900	\$22.80
199-182-3000	\$22.80
199-182-3100	\$22.80
199-182-3200	\$22.80
199-182-3300	\$22.80
199-182-3400	\$22.80
199-182-3500	\$22.80
199-182-3600	\$22.80
199-182-3700	\$22.80
199-182-3800	\$22.80
199-182-3900	\$22.80
199-182-4000	\$22.80
199-182-4100	\$22.80
199-182-4200	\$22.80
199-182-4300	\$22.80
199-182-4400	\$22.80
199-182-4500	\$22.80
199-182-4600	\$22.80
199-182-4700	\$22.80
199-182-4800	\$22.80
199-182-4900	\$22.80
199-182-5000	\$22.80
199-182-5100	\$22.80
199-182-5200	\$22.80
199-182-5300	\$22.80
199-182-5400	\$22.80
199-182-5500	\$22.80
199-182-5600	\$22.80
760-204-0100	\$22.80
760-204-5300	\$22.80
Total Number of Parcels Taxed	3,605
Total FY 2022-23 Levy	\$82,194.00

Exhibit B

ID No. 1 Water, Sewer, and Flood
Control

Fund # 6415-02



**FIXED CHARGE LEVY
FISCAL YEAR 2022-2023**

Borrego Water District
ID No. 1 - Water, Sewer, and Flood Control
Fund: 6415-02
FY 2022-23 Levy

APN	FY 2022-23 LEVY
200-120-3900	\$518.98
200-120-5200	\$518.98
200-120-5300	\$518.98
200-271-0300	\$467.08
200-271-0400	\$467.08
200-271-0600	\$467.08
200-271-0700	\$1,427.19
200-271-1500	\$467.08
200-271-1600	\$467.08
200-271-2300	\$986.06
200-271-2400	\$1,972.11
200-271-2900	\$1,349.34
200-271-3700	\$1,349.34
200-272-0800	\$2,387.29
200-273-0200	\$2,854.37
200-273-0300	\$1,816.42
200-273-0400	\$467.08
200-273-0600	\$1,349.34
200-273-0800	\$22,409.40
200-274-0200	\$9,082.09
200-275-0800	\$1,660.72
200-275-0900	\$2,335.40
200-275-1000	\$1,245.54
200-275-1100	\$895.24
200-281-0100	\$66.00
200-281-0200	\$66.00
200-281-0300	\$66.00
200-281-0400	\$66.00
200-281-0500	\$66.00
200-281-0600	\$66.00
200-281-0700	\$66.00
200-281-0800	\$66.00
200-281-0900	\$66.00
200-281-1000	\$66.00
200-281-1100	\$66.00
200-281-1200	\$66.00
200-281-1300	\$66.00
200-281-1400	\$66.00
200-281-1500	\$66.00
200-281-1600	\$66.00
200-281-1700	\$66.00
200-281-1800	\$66.00
200-281-1900	\$66.00
200-281-2000	\$66.00
200-281-2100	\$66.00
200-281-2200	\$66.00
200-281-2300	\$66.00

Borrego Water District
ID No. 1 - Water, Sewer, and Flood Control
Fund: 6415-02
FY 2022-23 Levy

APN	FY 2022-23 LEVY
200-281-2400	\$66.00
200-281-2500	\$66.00
200-281-2600	\$66.00
200-281-2700	\$66.00
200-281-2800	\$66.00
200-281-2900	\$66.00
200-281-3000	\$66.00
200-281-3100	\$66.00
200-281-3200	\$66.00
200-281-3300	\$66.00
200-281-3400	\$66.00
200-281-3500	\$66.00
200-281-3600	\$66.00
200-281-3700	\$66.00
200-281-3800	\$66.00
200-281-3900	\$66.00
200-282-0100	\$66.00
200-282-0200	\$66.00
200-282-0500	\$66.00
200-282-0600	\$66.00
200-282-0700	\$66.00
200-282-0800	\$66.00
200-282-0900	\$66.00
200-282-1000	\$66.00
200-282-1100	\$66.00
200-282-1200	\$66.00
200-282-1300	\$66.00
200-282-1400	\$66.00
200-282-1500	\$66.00
200-282-1600	\$66.00
200-282-1700	\$66.00
200-282-1800	\$66.00
200-282-1900	\$66.00
200-282-2000	\$66.00
200-282-2100	\$66.00
200-282-2200	\$66.00
200-282-2300	\$66.00
200-282-2500	\$66.00
200-283-0100	\$66.00
200-283-0200	\$66.00
200-283-0300	\$66.00
200-283-0400	\$66.00
200-283-0500	\$66.00
200-283-0600	\$66.00
200-283-0700	\$66.00
200-283-0800	\$66.00
200-283-0900	\$66.00

Borrego Water District
ID No. 1 - Water, Sewer, and Flood Control
Fund: 6415-02
FY 2022-23 Levy

APN	FY 2022-23 LEVY
200-283-1000	\$66.00
200-283-1100	\$66.00
200-283-1300	\$66.00
200-283-1400	\$66.00
200-283-1500	\$66.00
200-283-1600	\$66.00
200-283-1700	\$66.00
200-283-1800	\$66.00
200-283-1900	\$66.00
200-283-3400	\$66.00
200-283-3500	\$66.00
200-283-3600	\$66.00
200-283-3700	\$66.00
200-283-3800	\$66.00
200-283-4500	\$66.00
200-291-0100	\$66.00
200-291-0200	\$66.00
200-291-0500	\$66.00
200-291-0600	\$66.00
200-291-0700	\$66.00
200-291-0800	\$66.00
200-291-0900	\$66.00
200-291-1000	\$66.00
200-291-1100	\$66.00
200-291-1200	\$66.00
200-291-1300	\$66.00
200-291-1400	\$66.00
200-291-1500	\$66.00
200-291-1600	\$66.00
200-291-1700	\$66.00
200-291-1800	\$66.00
200-291-1900	\$66.00
200-291-2000	\$66.00
200-291-2100	\$66.00
200-291-2200	\$66.00
200-291-2300	\$66.00
200-291-2400	\$66.00
200-291-2500	\$66.00
200-291-2700	\$66.00
200-300-0100	\$66.00
200-300-0200	\$66.00
200-300-0300	\$66.00
200-300-0600	\$66.00
200-300-0700	\$66.00
200-300-0800	\$66.00
200-300-0900	\$66.00
200-300-1000	\$66.00

Borrego Water District
ID No. 1 - Water, Sewer, and Flood Control
Fund: 6415-02
FY 2022-23 Levy

APN	FY 2022-23 LEVY
200-300-1100	\$66.00
200-300-1200	\$66.00
200-300-1300	\$66.00
200-300-1400	\$66.00
200-300-1500	\$66.00
200-300-1600	\$66.00
200-300-1700	\$66.00
200-300-1800	\$66.00
200-300-1900	\$66.00
200-300-2000	\$66.00
200-300-2100	\$66.00
200-300-2200	\$66.00
200-300-2500	\$66.00
200-300-2600	\$66.00
200-300-2700	\$66.00
200-300-2800	\$66.00
200-300-2900	\$66.00
200-300-3000	\$66.00
200-300-3100	\$66.00
200-300-3200	\$66.00
200-300-3300	\$66.00
200-300-3400	\$66.00
200-300-3500	\$66.00
200-300-3600	\$66.00
200-300-3700	\$66.00
200-300-3800	\$66.00
200-300-3900	\$66.00
200-300-4000	\$66.00
200-300-4100	\$66.00
200-300-4200	\$66.00
200-300-4300	\$66.00
200-300-4400	\$66.00
200-300-4500	\$66.00
200-300-4600	\$66.00
200-300-4700	\$66.00
200-300-4800	\$66.00
200-300-4900	\$66.00
200-300-5000	\$66.00
200-300-5100	\$66.00
200-300-5200	\$66.00
200-300-5300	\$66.00
200-300-5400	\$66.00
200-300-5500	\$66.00
200-300-5600	\$66.00
200-300-5700	\$66.00
200-300-5800	\$66.00
200-300-5900	\$66.00

Borrego Water District
ID No. 1 - Water, Sewer, and Flood Control
Fund: 6415-02
FY 2022-23 Levy

APN	FY 2022-23 LEVY
200-300-6000	\$66.00
200-300-6100	\$66.00
200-300-6200	\$66.00
200-300-6300	\$66.00
200-300-6400	\$66.00
200-300-6500	\$66.00
200-300-6600	\$66.00
200-300-6700	\$66.00
200-300-6800	\$66.00
200-300-6900	\$66.00
200-300-7000	\$66.00
200-300-7100	\$66.00
200-300-7200	\$66.00
200-300-7500	\$66.00
200-300-8500	\$66.00
200-300-8600	\$66.00
200-300-8700	\$66.00
200-300-8800	\$66.00
200-300-8900	\$66.00
200-300-9000	\$66.00
200-311-0200	\$66.00
200-311-0300	\$66.00
200-311-0400	\$66.00
200-311-0500	\$66.00
200-311-0600	\$66.00
200-311-0700	\$66.00
200-311-0800	\$66.00
200-311-0900	\$66.00
200-311-1200	\$66.00
200-311-1300	\$66.00
200-311-1400	\$66.00
200-311-1500	\$66.00
200-311-1600	\$66.00
200-311-1700	\$66.00
200-311-1800	\$66.00
200-311-1900	\$66.00
200-311-2000	\$66.00
200-311-2100	\$66.00
200-311-2300	\$66.00
200-311-2400	\$66.00
200-311-2500	\$66.00
200-311-2600	\$66.00
200-311-2700	\$66.00
200-311-2800	\$66.00
200-311-2900	\$66.00
200-311-3000	\$66.00
200-311-3100	\$66.00

Borrego Water District
ID No. 1 - Water, Sewer, and Flood Control
Fund: 6415-02
FY 2022-23 Levy

APN	FY 2022-23 LEVY
200-311-3200	\$66.00
200-311-3300	\$66.00
200-311-3400	\$66.00
200-311-3500	\$66.00
200-311-3600	\$66.00
200-311-3700	\$66.00
200-311-3800	\$66.00
200-311-3900	\$66.00
200-311-4000	\$66.00
200-311-4100	\$66.00
200-311-4200	\$66.00
200-311-4300	\$66.00
200-311-4400	\$66.00
200-311-4500	\$66.00
200-311-4600	\$66.00
200-312-0100	\$66.00
200-312-0200	\$66.00
200-312-0300	\$66.00
200-312-0400	\$66.00
200-312-0500	\$66.00
200-312-0600	\$66.00
200-312-0700	\$66.00
200-312-0800	\$66.00
200-312-0900	\$66.00
200-312-1000	\$66.00
200-312-1100	\$66.00
200-312-1400	\$66.00
200-312-1500	\$66.00
200-312-1600	\$66.00
200-312-1700	\$66.00
200-312-1800	\$66.00
200-312-2000	\$66.00
200-312-2100	\$66.00
200-312-2200	\$66.00
200-312-2300	\$66.00
200-312-2400	\$66.00
200-312-2500	\$66.00
200-312-2700	\$66.00
200-312-2800	\$66.00
200-312-2900	\$66.00
200-312-3000	\$66.00
200-312-3100	\$66.00
200-312-3200	\$66.00
200-312-3300	\$66.00
200-312-3400	\$66.00
200-312-3500	\$66.00
200-312-3600	\$66.00

Borrego Water District
ID No. 1 - Water, Sewer, and Flood Control
Fund: 6415-02
FY 2022-23 Levy

APN	FY 2022-23 LEVY
200-312-3700	\$66.00
200-312-3800	\$66.00
200-312-4100	\$66.00
200-312-4200	\$66.00
200-312-4300	\$66.00
200-312-4400	\$66.00
200-312-4500	\$66.00
200-312-4600	\$66.00
200-312-4700	\$66.00
200-312-4800	\$66.00
200-320-0100	\$66.00
200-320-0200	\$66.00
200-320-0300	\$66.00
200-320-0400	\$66.00
200-320-0500	\$66.00
200-320-0600	\$66.00
200-320-0700	\$66.00
200-320-0800	\$66.00
200-320-0900	\$66.00
200-320-1000	\$66.00
200-320-1100	\$66.00
200-320-1200	\$66.00
200-320-1300	\$66.00
200-320-1400	\$66.00
200-320-1500	\$66.00
200-320-1600	\$66.00
200-320-1700	\$66.00
200-320-1800	\$66.00
200-320-1900	\$66.00
200-320-2000	\$66.00
200-330-0100	\$66.00
200-330-0200	\$66.00
200-330-0300	\$66.00
200-330-0400	\$66.00
200-330-0500	\$66.00
200-330-0600	\$66.00
200-330-0700	\$66.00
200-330-0800	\$66.00
200-330-0900	\$66.00
200-330-1000	\$66.00
200-330-1100	\$66.00
200-330-1200	\$66.00
200-330-1300	\$66.00
200-330-1400	\$66.00
200-330-1500	\$66.00
200-330-1600	\$66.00
200-330-1700	\$66.00

Borrego Water District
ID No. 1 - Water, Sewer, and Flood Control
Fund: 6415-02
FY 2022-23 Levy

APN	FY 2022-23 LEVY
200-330-1800	\$66.00
200-330-1900	\$66.00
200-330-2000	\$66.00
200-330-2300	\$66.00
200-330-2400	\$66.00
200-330-2700	\$66.00
200-330-2800	\$66.00
200-330-2900	\$66.00
200-330-3300	\$66.00
200-330-3400	\$66.00
200-330-3900	\$66.00
200-330-4000	\$66.00
200-330-5100	\$66.00
200-330-7600	\$66.00
200-330-7700	\$66.00
200-330-7800	\$66.00
200-330-7900	\$66.00
200-330-8000	\$66.00
200-330-8100	\$66.00
200-330-8200	\$66.00
200-330-8300	\$66.00
200-330-8400	\$66.00
200-330-8500	\$66.00
200-340-0100	\$66.00
200-340-0400	\$66.00
200-340-0500	\$66.00
200-340-0600	\$66.00
200-340-0700	\$66.00
200-340-2300	\$66.00
200-340-5300	\$66.00
200-340-5400	\$66.00
200-340-5500	\$66.00
200-340-5600	\$66.00
200-340-5700	\$66.00
200-340-5800	\$66.00
200-340-5900	\$66.00
200-340-6000	\$66.00
200-340-6100	\$66.00
200-340-6200	\$66.00
200-340-6300	\$66.00
200-340-6400	\$66.00
200-340-6500	\$66.00
200-340-6600	\$66.00
200-340-6700	\$66.00
200-340-6800	\$66.00
200-340-6900	\$66.00
200-340-7000	\$66.00

Borrego Water District
ID No. 1 - Water, Sewer, and Flood Control
Fund: 6415-02
FY 2022-23 Levy

APN	FY 2022-23 LEVY
200-340-7100	\$66.00
200-340-7200	\$66.00
200-340-7300	\$66.00
200-340-7400	\$66.00
200-340-7500	\$66.00
200-340-7600	\$66.00
200-340-7700	\$66.00
200-340-7800	\$66.00
200-340-7900	\$66.00
200-340-8000	\$66.00
200-340-8100	\$66.00
200-340-8200	\$66.00
200-340-8300	\$66.00
200-340-8400	\$66.00
200-340-8500	\$66.00
200-340-8600	\$66.00
200-340-8700	\$66.00
200-340-8800	\$66.00
200-340-8900	\$66.00
200-340-9000	\$66.00
200-350-0100	\$960.11
200-350-0200	\$66.00
200-350-0300	\$66.00
200-350-0400	\$66.00
200-350-0500	\$66.00
200-350-0600	\$66.00
200-350-0700	\$66.00
200-350-0800	\$66.00
200-350-0900	\$66.00
200-350-1000	\$66.00
200-350-1100	\$66.00
200-350-1200	\$66.00
200-350-1300	\$66.00
200-350-1400	\$66.00
200-350-1500	\$66.00
200-350-1600	\$66.00
200-350-1700	\$66.00
200-350-1800	\$66.00
200-350-1900	\$66.00
200-350-2000	\$66.00
200-350-2100	\$66.00
200-350-2200	\$66.00
200-350-2300	\$66.00
200-350-2400	\$1,608.83
200-350-2500	\$66.00
200-350-2600	\$66.00
200-350-2700	\$66.00

Borrego Water District
ID No. 1 - Water, Sewer, and Flood Control
Fund: 6415-02
FY 2022-23 Levy

APN	FY 2022-23 LEVY
200-350-2800	\$66.00
200-350-2900	\$66.00
200-350-3000	\$66.00
200-350-3100	\$66.00
200-350-3200	\$66.00
200-350-3300	\$66.00
200-350-3400	\$66.00
200-350-3500	\$66.00
200-350-3600	\$66.00
200-350-3700	\$66.00
200-350-3800	\$66.00
200-350-3900	\$66.00
200-350-4000	\$66.00
200-350-4100	\$66.00
200-350-4200	\$66.00
200-350-4300	\$66.00
200-350-4400	\$66.00
200-350-4500	\$66.00
200-350-4600	\$66.00
200-350-4700	\$66.00
200-350-4800	\$66.00
200-350-4900	\$66.00
200-350-5000	\$66.00
200-350-5100	\$66.00
200-350-5200	\$66.00
200-350-5300	\$66.00
200-350-5400	\$66.00
200-350-5500	\$66.00
200-350-5600	\$66.00
200-350-5700	\$66.00
200-350-5800	\$66.00
200-350-5900	\$66.00
200-350-6000	\$66.00
200-350-6100	\$66.00
200-350-6200	\$66.00
200-350-6300	\$66.00
200-350-6400	\$66.00
200-350-6500	\$66.00
200-350-6600	\$66.00
200-350-6700	\$66.00
200-360-0100	\$66.00
200-360-0200	\$66.00
200-360-0300	\$66.00
200-360-0400	\$66.00
200-360-0500	\$66.00
200-360-0600	\$66.00
200-360-0700	\$66.00

Borrego Water District
ID No. 1 - Water, Sewer, and Flood Control
Fund: 6415-02
FY 2022-23 Levy

APN	FY 2022-23 LEVY
200-360-0800	\$66.00
200-360-0900	\$66.00
200-360-1000	\$66.00
200-360-1100	\$66.00
200-360-1200	\$66.00
200-360-1300	\$66.00
200-360-1400	\$66.00
200-360-1500	\$66.00
200-360-1600	\$66.00
200-360-1700	\$66.00
200-360-1800	\$66.00
200-370-0100	\$66.00
200-370-0200	\$66.00
200-370-0300	\$66.00
200-370-0400	\$66.00
200-370-0500	\$66.00
200-370-0600	\$66.00
200-370-0700	\$66.00
200-370-0800	\$66.00
200-370-0900	\$66.00
200-370-1000	\$66.00
200-370-1100	\$66.00
200-370-1200	\$66.00
200-370-1300	\$66.00
200-370-1400	\$66.00
200-370-1500	\$66.00
200-370-1600	\$66.00
200-370-1700	\$66.00
200-370-1800	\$66.00
200-370-1900	\$66.00
200-370-2000	\$66.00
200-370-2100	\$66.00
200-370-2200	\$66.00
200-370-2300	\$66.00
200-370-2400	\$66.00
200-370-2500	\$66.00
200-370-2600	\$66.00
200-370-2700	\$66.00
200-370-2800	\$66.00
200-370-2900	\$66.00
200-370-3000	\$66.00
200-370-3100	\$66.00
200-370-3200	\$66.00
200-370-3300	\$66.00
200-370-3400	\$66.00
200-370-3500	\$66.00
200-370-3600	\$66.00

Borrego Water District
ID No. 1 - Water, Sewer, and Flood Control
Fund: 6415-02
FY 2022-23 Levy

APN	FY 2022-23 LEVY
200-370-3800	\$66.00
200-380-0100	\$66.00
200-380-0200	\$66.00
200-380-0300	\$66.00
200-380-0400	\$66.00
200-380-0500	\$66.00
200-380-0600	\$66.00
200-380-0700	\$66.00
200-380-0800	\$66.00
200-380-0900	\$66.00
200-380-1000	\$66.00
200-380-1100	\$66.00
200-380-1200	\$66.00
200-380-1300	\$66.00
200-380-1400	\$66.00
200-380-1500	\$66.00
200-380-1600	\$66.00
200-380-1700	\$66.00
200-380-1800	\$66.00
200-380-1900	\$66.00
200-380-2000	\$66.00
200-380-2100	\$66.00
200-380-2200	\$66.00
200-380-2300	\$66.00
200-380-2400	\$66.00
200-380-2500	\$66.00
200-380-2600	\$66.00
200-380-2700	\$66.00
200-380-2800	\$66.00
200-390-0100	\$66.00
200-390-0200	\$66.00
200-390-0300	\$66.00
200-390-0400	\$66.00
200-390-0500	\$66.00
200-390-0600	\$66.00
200-390-0700	\$66.00
200-390-0800	\$66.00
200-390-0900	\$66.00
200-390-1000	\$66.00
200-390-1100	\$66.00
200-390-1200	\$66.00
200-390-1300	\$66.00
200-390-1400	\$66.00
200-390-1500	\$66.00
200-390-1600	\$66.00
200-390-1700	\$66.00
200-390-1800	\$66.00

Borrego Water District
ID No. 1 - Water, Sewer, and Flood Control
Fund: 6415-02
FY 2022-23 Levy

APN	FY 2022-23 LEVY
200-390-1900	\$66.00
200-390-2000	\$66.00
200-390-2100	\$66.00
200-390-2200	\$66.00
200-390-2300	\$66.00
200-390-2400	\$66.00
200-390-2500	\$66.00
200-390-2600	\$66.00
200-390-2700	\$66.00
200-390-2800	\$66.00
200-390-2900	\$66.00
200-390-3000	\$66.00
200-390-3100	\$66.00
200-390-3200	\$66.00
200-390-3300	\$66.00
200-390-3400	\$66.00
200-390-3500	\$66.00
200-390-3600	\$66.00
200-390-3700	\$66.00
200-390-3800	\$66.00
200-390-3900	\$66.00
200-390-4000	\$66.00
200-390-4100	\$66.00
200-390-4200	\$66.00
200-390-4300	\$66.00
200-390-4400	\$66.00
200-390-4500	\$66.00
200-390-4600	\$66.00
200-400-0100	\$66.00
200-400-0200	\$66.00
200-400-0300	\$66.00
200-400-0400	\$66.00
200-400-0500	\$66.00
200-400-0600	\$66.00
200-400-0700	\$66.00
200-400-0800	\$66.00
200-400-0900	\$66.00
200-400-1000	\$66.00
200-400-1100	\$66.00
200-400-1200	\$66.00
200-400-1300	\$66.00
200-400-1500	\$66.00
200-400-1600	\$66.00
200-400-1700	\$66.00
200-400-1800	\$66.00
200-400-1900	\$66.00
200-400-2000	\$66.00

Borrego Water District
ID No. 1 - Water, Sewer, and Flood Control
Fund: 6415-02
FY 2022-23 Levy

APN	FY 2022-23 LEVY
200-400-2100	\$66.00
200-400-2200	\$66.00
200-400-2300	\$66.00
200-400-2400	\$66.00
200-400-2600	\$66.00
200-400-2900	\$66.00
200-400-3000	\$66.00
200-400-3100	\$66.00
200-400-3200	\$66.00
200-400-3300	\$66.00
200-400-3400	\$66.00
200-400-3500	\$66.00
200-400-3600	\$66.00
200-400-3700	\$66.00
200-400-3800	\$66.00
200-400-3900	\$66.00
200-400-4000	\$66.00
200-400-4100	\$66.00
200-400-4200	\$66.00
200-400-4300	\$66.00
200-400-4400	\$66.00
200-400-4500	\$66.00
200-400-4600	\$66.00
200-400-4700	\$66.00
200-400-4800	\$66.00
200-400-4900	\$66.00
200-400-5100	\$66.00
200-400-5200	\$66.00
200-400-5300	\$66.00
200-400-5400	\$66.00
200-400-5500	\$66.00
200-400-5600	\$66.00
200-400-6000	\$66.00
200-400-6100	\$66.00
200-401-0100	\$66.00
200-401-0200	\$66.00
200-401-0300	\$66.00
200-401-0400	\$66.00
200-401-0500	\$66.00
200-401-0600	\$66.00
200-401-0800	\$66.00
200-401-0900	\$66.00
200-401-1000	\$66.00
200-401-1100	\$66.00
200-401-1200	\$66.00
200-401-1300	\$66.00
200-401-1400	\$66.00

**Borrego Water District
ID No. 1 - Water, Sewer, and Flood Control
Fund: 6415-02
FY 2022-23 Levy**

APN	FY 2022-23 LEVY
200-401-1500	\$66.00
200-401-1600	\$66.00
200-401-1700	\$66.00
200-401-1800	\$66.00
200-401-1900	\$66.00
200-401-2000	\$66.00
200-401-2100	\$66.00
200-401-2200	\$66.00
200-401-2300	\$66.00
200-401-2400	\$66.00
200-401-2500	\$66.00
200-401-2600	\$66.00
200-401-2700	\$66.00
200-401-2800	\$66.00
200-401-2900	\$66.00
200-401-3000	\$66.00
200-401-3100	\$66.00
200-401-3200	\$66.00
200-401-3300	\$66.00
200-401-3400	\$66.00
200-401-3500	\$66.00
200-401-3600	\$66.00
200-401-3700	\$66.00
200-401-3800	\$66.00
200-401-3900	\$66.00
200-401-4000	\$66.00
200-401-4100	\$66.00
200-401-4200	\$66.00
200-401-4400	\$66.00
200-401-4500	\$66.00
200-401-4600	\$66.00
200-401-4700	\$66.00
200-401-4800	\$66.00
200-401-5000	\$66.00
200-401-5100	\$66.00
200-401-5500	\$66.00
200-401-5600	\$66.00
200-401-5700	\$66.00
200-401-5800	\$66.00
200-401-5900	\$66.00
200-401-6000	\$66.00
200-401-6100	\$66.00
200-401-6200	\$66.00
200-401-6300	\$66.00
200-401-6400	\$66.00
200-401-6900	\$66.00
200-401-7000	\$66.00

**Borrego Water District
ID No. 1 - Water, Sewer, and Flood Control
Fund: 6415-02
FY 2022-23 Levy**

APN	FY 2022-23 LEVY
200-271-3800	\$1,349.34
Total Number of Parcels Taxed	706
Total FY 2022-23 Levy	\$106,211.55

Exhibit C

Pest Control Standby Charge

Fund # 6415-03



**FIXED CHARGE LEVY
FISCAL YEAR 2022-2023**

**Borrego Water District
Pest Control Standby Charge
Fund: 6415-03
FY 2022-23 Levy**

APN	FY 2022-23 LEVY
140-010-0300	\$2.50
140-010-0400	\$2.50
140-010-0500	\$2.50
140-010-0600	\$2.50
140-010-0900	\$2.50
140-010-1000	\$2.50
140-010-1100	\$2.50
140-030-0500	\$2.50
140-060-0400	\$2.50
140-060-0500	\$2.50
140-060-0600	\$2.50
140-060-0700	\$2.50
140-060-0800	\$2.50
140-060-0900	\$2.50
140-060-1000	\$2.50
140-060-1100	\$2.50
140-060-1200	\$2.50
140-060-1300	\$2.50
140-060-1400	\$2.50
140-060-1500	\$2.50
140-060-1600	\$2.50
140-060-1700	\$2.50
140-060-1800	\$2.50
140-060-1900	\$2.50
140-060-2000	\$2.50
140-060-2100	\$2.50
140-060-2200	\$2.50
140-060-2300	\$2.50
140-060-2400	\$2.50
140-060-2500	\$2.50
140-060-2600	\$2.50
140-060-2700	\$2.50
140-060-2800	\$2.50
140-060-2900	\$2.50
140-060-3000	\$2.50
140-060-3100	\$2.50
140-060-3200	\$2.50
140-060-3300	\$2.50
140-060-3400	\$2.50
140-060-3500	\$2.50
140-060-3600	\$2.50
140-060-3700	\$2.50
140-060-3800	\$2.50
140-060-3900	\$2.50
140-060-4000	\$2.50
140-060-4100	\$2.50
140-060-4200	\$2.50

**Borrego Water District
Pest Control Standby Charge
Fund: 6415-03
FY 2022-23 Levy**

APN	FY 2022-23 LEVY
140-060-4300	\$2.50
140-060-4400	\$2.50
140-060-4500	\$2.50
140-060-4600	\$2.50
140-060-4700	\$2.50
140-060-4800	\$2.50
140-060-4900	\$2.50
140-060-5000	\$2.50
140-060-5100	\$2.50
140-060-5200	\$2.50
140-060-5300	\$2.50
140-060-5400	\$2.50
140-060-5500	\$2.50
140-060-5600	\$2.50
140-060-5700	\$2.50
140-060-5800	\$2.50
140-060-5900	\$2.50
140-060-6000	\$2.50
140-060-6100	\$2.50
140-060-6200	\$2.50
140-060-6300	\$2.50
140-060-6400	\$2.50
140-060-6500	\$2.50
140-060-6600	\$2.50
140-060-6700	\$2.50
140-070-0200	\$2.50
140-070-0300	\$2.50
140-070-0500	\$2.50
140-070-0600	\$2.50
140-070-0700	\$2.50
140-070-1000	\$2.50
140-070-1100	\$2.50
140-070-1400	\$2.50
140-070-1500	\$2.50
140-070-1600	\$2.50
140-070-1700	\$2.50
140-070-1800	\$2.50
140-070-1900	\$2.50
140-070-2000	\$2.50
140-070-2200	\$2.50
140-070-2300	\$2.50
140-070-2400	\$2.50
140-070-2700	\$2.50
140-070-2800	\$2.50
140-070-2900	\$2.50
140-070-3100	\$2.50
140-090-0400	\$2.50

**Borrego Water District
Pest Control Standby Charge
Fund: 6415-03
FY 2022-23 Levy**

APN	FY 2022-23 LEVY
140-110-0100	\$2.50
140-110-0300	\$2.50
140-110-0500	\$2.50
140-110-0600	\$2.50
140-110-0700	\$2.50
140-110-0800	\$2.50
140-110-1100	\$2.50
140-110-1400	\$2.50
140-110-1500	\$2.50
140-110-1600	\$2.50
140-110-1700	\$2.50
140-110-1800	\$2.50
140-110-1900	\$2.50
140-110-2000	\$2.50
140-110-2100	\$2.50
140-110-2200	\$2.50
140-110-2300	\$2.50
140-110-2400	\$2.50
140-110-2600	\$2.50
140-110-2700	\$2.50
140-110-3100	\$2.50
140-110-3200	\$2.50
140-130-0100	\$2.50
140-130-0600	\$2.50
140-130-0700	\$2.50
140-130-0800	\$2.50
140-130-0900	\$2.50
140-130-1000	\$2.50
140-130-1100	\$2.50
140-130-1200	\$2.50
140-130-1300	\$2.50
140-130-1400	\$2.50
140-130-1500	\$2.50
140-130-1600	\$2.50
140-130-1700	\$2.50
140-130-1800	\$2.50
140-130-2100	\$2.50
140-130-2200	\$2.50
140-130-2400	\$2.50
140-130-2500	\$2.50
140-130-2600	\$2.50
140-130-2700	\$2.50
140-130-2800	\$2.50
140-130-2900	\$2.50
140-130-3000	\$2.50
140-130-3400	\$2.50
140-130-3500	\$2.50

**Borrego Water District
Pest Control Standby Charge
Fund: 6415-03
FY 2022-23 Levy**

APN	FY 2022-23 LEVY
140-130-3600	\$2.50
140-130-3800	\$2.50
140-130-3900	\$2.50
140-130-4000	\$2.50
140-130-4100	\$2.50
140-130-4200	\$2.50
140-130-4300	\$2.50
140-130-4400	\$2.50
140-130-4500	\$2.50
140-150-0600	\$2.50
140-150-1200	\$2.50
140-150-1700	\$2.50
140-181-0100	\$2.50
140-181-0400	\$2.50
140-181-0500	\$2.50
140-181-0600	\$2.50
140-181-0700	\$2.50
140-181-0800	\$2.50
140-181-0900	\$2.50
140-181-1000	\$2.50
140-181-1100	\$2.50
140-181-1200	\$2.50
140-181-1300	\$2.50
140-181-1400	\$2.50
140-181-1500	\$2.50
140-182-0100	\$2.50
140-182-0200	\$2.50
140-182-0300	\$2.50
140-182-0400	\$2.50
140-182-0500	\$2.50
140-182-0600	\$2.50
140-182-0700	\$2.50
140-183-0100	\$2.50
140-183-0200	\$2.50
140-183-0300	\$2.50
140-183-0400	\$2.50
140-183-0500	\$2.50
140-183-0600	\$2.50
140-183-0700	\$2.50
140-183-0800	\$2.50
140-183-0900	\$2.50
140-183-1000	\$2.50
140-183-1100	\$2.50
140-183-1200	\$2.50
140-183-1300	\$2.50
140-183-1400	\$2.50
140-184-1600	\$2.50

**Borrego Water District
Pest Control Standby Charge
Fund: 6415-03
FY 2022-23 Levy**

APN	FY 2022-23 LEVY
140-184-1900	\$2.50
140-184-2000	\$2.50
140-184-2100	\$2.50
140-184-2200	\$2.50
140-185-0200	\$2.50
140-185-0300	\$2.50
140-185-0400	\$2.50
140-185-0500	\$2.50
140-185-0600	\$2.50
140-185-0700	\$2.50
140-185-0800	\$2.50
140-185-1000	\$2.50
140-185-1100	\$2.50
140-185-1200	\$2.50
140-185-1300	\$2.50
140-185-1400	\$2.50
140-185-1600	\$2.50
140-185-1900	\$2.50
140-186-0100	\$2.50
140-186-0200	\$2.50
140-186-0300	\$2.50
140-186-0400	\$2.50
140-186-0500	\$2.50
140-186-0600	\$2.50
140-191-0100	\$2.50
140-191-0200	\$2.50
140-191-0300	\$2.50
140-191-0400	\$2.50
140-191-0500	\$2.50
140-191-0600	\$2.50
140-191-0700	\$2.50
140-191-0800	\$2.50
140-191-0900	\$2.50
140-191-1000	\$2.50
140-192-0100	\$2.50
140-192-0200	\$2.50
140-192-0300	\$2.50
140-192-0400	\$2.50
140-192-0500	\$2.50
140-192-0600	\$2.50
140-192-0700	\$2.50
140-192-0800	\$2.50
140-192-0900	\$2.50
140-192-1000	\$2.50
140-193-0300	\$2.50
140-193-0400	\$2.50
140-193-0500	\$2.50

**Borrego Water District
Pest Control Standby Charge
Fund: 6415-03
FY 2022-23 Levy**

APN	FY 2022-23 LEVY
140-193-0600	\$2.50
140-193-0700	\$2.50
140-193-1000	\$2.50
140-193-1100	\$2.50
140-193-1200	\$2.50
140-193-1300	\$2.50
140-193-1400	\$2.50
140-194-0200	\$2.50
140-194-0300	\$2.50
140-194-0400	\$2.50
140-194-0500	\$2.50
140-194-0600	\$2.50
140-194-0700	\$2.50
140-194-0800	\$2.50
140-194-0900	\$2.50
140-194-1000	\$2.50
140-194-1100	\$2.50
140-195-0100	\$2.50
140-195-0200	\$2.50
140-195-0300	\$2.50
140-195-0600	\$2.50
140-195-0700	\$2.50
140-195-0900	\$2.50
140-196-0100	\$2.50
140-196-0200	\$2.50
140-196-0300	\$2.50
140-196-0600	\$2.50
140-196-0700	\$2.50
140-196-0900	\$2.50
140-211-0100	\$2.50
140-211-0200	\$2.50
140-211-0300	\$2.50
140-211-0400	\$2.50
140-211-0500	\$2.50
140-211-0600	\$2.50
140-211-0700	\$2.50
140-211-0800	\$2.50
140-211-0900	\$2.50
140-211-1000	\$2.50
140-211-1100	\$2.50
140-211-1200	\$2.50
140-211-1300	\$2.50
140-212-0100	\$2.50
140-212-0400	\$2.50
140-212-0500	\$2.50
140-212-0600	\$2.50
140-212-0700	\$2.50

**Borrego Water District
Pest Control Standby Charge
Fund: 6415-03
FY 2022-23 Levy**

APN	FY 2022-23 LEVY
140-212-0800	\$2.50
140-212-0900	\$2.50
140-212-1000	\$2.50
140-212-1100	\$2.50
140-212-1200	\$2.50
140-231-0100	\$2.50
140-231-0200	\$2.50
140-231-0300	\$2.50
140-231-0400	\$2.50
140-231-0500	\$2.50
140-231-0600	\$2.50
140-231-0700	\$2.50
140-231-0800	\$2.50
140-231-0900	\$2.50
140-231-1000	\$2.50
140-231-1100	\$2.50
140-231-1200	\$2.50
140-231-1300	\$2.50
140-231-1400	\$2.50
140-231-1500	\$2.50
140-231-1600	\$2.50
140-231-1700	\$2.50
140-231-1800	\$2.50
140-231-1900	\$2.50
140-232-0100	\$2.50
140-232-0200	\$2.50
140-232-0300	\$2.50
140-233-0100	\$2.50
140-233-0200	\$2.50
140-233-0300	\$2.50
140-233-0400	\$2.50
140-233-0500	\$2.50
140-234-0100	\$2.50
140-234-0200	\$2.50
140-234-0500	\$2.50
140-234-0600	\$2.50
140-234-0700	\$2.50
140-234-1100	\$2.50
140-234-1200	\$2.50
140-234-1400	\$2.50
140-234-1700	\$2.50
140-234-1900	\$2.50
140-234-2000	\$2.50
140-237-0200	\$2.50
140-237-0300	\$2.50
140-237-0400	\$2.50
140-237-0500	\$2.50

**Borrego Water District
Pest Control Standby Charge
Fund: 6415-03
FY 2022-23 Levy**

APN	FY 2022-23 LEVY
140-237-0600	\$2.50
140-237-0700	\$2.50
140-237-0800	\$2.50
140-237-0900	\$2.50
140-237-1000	\$2.50
140-237-1100	\$2.50
140-237-1200	\$2.50
140-237-1300	\$2.50
140-237-1400	\$2.50
140-237-1500	\$2.50
140-237-1600	\$2.50
140-237-1700	\$2.50
140-237-1800	\$2.50
140-237-1900	\$2.50
140-237-2000	\$2.50
140-237-2100	\$2.50
140-238-0100	\$2.50
140-238-0200	\$2.50
140-238-0300	\$2.50
140-238-0400	\$2.50
140-238-0500	\$2.50
140-238-0600	\$2.50
140-238-0700	\$2.50
140-238-0800	\$2.50
140-238-0900	\$2.50
140-238-1000	\$2.50
140-238-1100	\$2.50
140-238-1200	\$2.50
140-238-1300	\$2.50
140-238-1400	\$2.50
140-238-1500	\$2.50
140-238-1600	\$2.50
140-238-1700	\$2.50
140-238-1800	\$2.50
140-238-1900	\$2.50
140-238-2000	\$2.50
140-238-2100	\$2.50
140-241-0100	\$2.50
140-241-0200	\$2.50
140-241-0300	\$2.50
140-241-0400	\$2.50
140-241-0500	\$2.50
140-241-0600	\$2.50
140-241-0700	\$2.50
140-241-0800	\$2.50
140-241-0900	\$2.50
140-242-1400	\$2.50

**Borrego Water District
Pest Control Standby Charge
Fund: 6415-03
FY 2022-23 Levy**

APN	FY 2022-23 LEVY
140-242-1500	\$2.50
140-242-1600	\$2.50
140-242-1700	\$2.50
140-242-1800	\$2.50
140-242-1900	\$2.50
140-242-2000	\$2.50
140-242-2100	\$2.50
140-242-2200	\$2.50
140-242-3100	\$2.50
140-242-3200	\$2.50
140-242-3300	\$2.50
140-242-3400	\$2.50
140-242-3500	\$2.50
140-242-3600	\$2.50
140-242-3700	\$2.50
140-242-5700	\$2,689.00
140-242-6200	\$2.50
140-243-0100	\$2.50
140-243-0200	\$2.50
140-243-0300	\$2.50
140-243-0400	\$2.50
140-243-0500	\$2.50
140-243-0600	\$2.50
140-261-0100	\$2.50
140-261-0200	\$2.50
140-261-0300	\$2.50
140-261-0400	\$2.50
140-261-0500	\$2.50
140-261-0600	\$2.50
140-261-0700	\$2.50
140-262-0100	\$2.50
140-262-0200	\$2.50
140-262-0300	\$2.50
140-262-0400	\$2.50
140-262-0500	\$2.50
140-262-0600	\$2.50
140-262-0700	\$2.50
140-262-0800	\$2.50
140-263-0100	\$2.50
140-263-0200	\$2.50
140-263-0300	\$2.50
140-263-0400	\$2.50
140-264-0200	\$2.50
140-264-0300	\$2.50
140-264-0400	\$2.50
140-264-0500	\$2.50
140-264-0800	\$2.50

**Borrego Water District
Pest Control Standby Charge
Fund: 6415-03
FY 2022-23 Levy**

APN	FY 2022-23 LEVY
140-264-1002	\$2.50
140-264-1003	\$2.50
140-264-1004	\$2.50
140-264-1005	\$2.50
140-264-1006	\$2.50
140-264-1007	\$2.50
140-264-1008	\$2.50
140-264-1009	\$2.50
140-264-1010	\$2.50
140-264-1011	\$2.50
140-264-1012	\$2.50
140-264-1013	\$2.50
140-264-1014	\$2.50
140-264-1015	\$2.50
140-264-1016	\$2.50
140-264-1017	\$2.50
140-264-1018	\$2.50
140-264-1019	\$2.50
140-264-1020	\$2.50
140-264-1021	\$2.50
140-264-1022	\$2.50
140-264-1023	\$2.50
140-264-1024	\$2.50
140-264-1025	\$2.50
140-264-1026	\$2.50
140-264-1027	\$2.50
140-264-1028	\$2.50
140-264-1029	\$2.50
140-264-1030	\$2.50
140-264-1031	\$2.50
140-264-1032	\$2.50
140-271-0100	\$2.50
140-271-0200	\$2.50
140-271-0300	\$2.50
140-271-0400	\$2.50
140-271-0500	\$2.50
140-271-0700	\$2.50
140-271-0800	\$2.50
140-271-0900	\$2.50
140-271-1000	\$2.50
140-271-1100	\$2.50
140-271-1200	\$2.50
140-271-1300	\$2.50
140-271-1400	\$2.50
140-271-1500	\$2.50
140-272-0100	\$2.50
140-272-0200	\$2.50

**Borrego Water District
Pest Control Standby Charge
Fund: 6415-03
FY 2022-23 Levy**

APN	FY 2022-23 LEVY
140-272-0300	\$2.50
140-272-0400	\$2.50
140-272-0500	\$2.50
140-272-0600	\$2.50
140-272-0700	\$2.50
140-272-0800	\$2.50
140-272-0900	\$2.50
140-272-1000	\$2.50
140-272-1100	\$2.50
140-272-1200	\$2.50
140-272-1300	\$2.50
140-272-1400	\$2.50
140-272-1500	\$2.50
140-273-0100	\$2.50
140-280-0100	\$2.50
140-280-0200	\$2.50
140-280-0300	\$2.50
140-280-0500	\$2.50
140-280-0600	\$2.50
140-280-1100	\$2.50
140-280-1200	\$2.50
140-280-1300	\$2.50
140-280-1400	\$2.50
140-280-1500	\$2.50
140-280-1600	\$2.50
140-280-1700	\$2.50
140-280-2200	\$2.50
140-280-2600	\$2.50
140-280-2700	\$2.50
140-280-2800	\$2.50
140-280-2900	\$2.50
140-280-3100	\$2.50
140-280-3200	\$2.50
140-280-3400	\$2.50
140-280-3500	\$2.50
140-280-3600	\$2.50
140-280-3700	\$2.50
140-280-3800	\$2.50
140-280-4200	\$2.50
140-290-0300	\$2.50
140-290-0400	\$2.50
140-290-0500	\$2.50
140-290-0600	\$2.50
140-290-0800	\$2.50
140-290-0900	\$2.50
140-290-1000	\$2.50
140-290-1100	\$2.50

**Borrego Water District
Pest Control Standby Charge
Fund: 6415-03
FY 2022-23 Levy**

APN	FY 2022-23 LEVY
140-290-1200	\$2.50
140-320-0500	\$2.50
140-320-0600	\$2.50
140-320-0700	\$2.50
140-320-0800	\$2.50
140-320-1100	\$2.50
140-320-1600	\$2.50
140-320-1800	\$2.50
140-320-1900	\$2.50
140-320-2300	\$2.50
140-320-2400	\$2.50
140-320-2500	\$2.50
140-320-2600	\$2.50
140-320-2700	\$2.50
140-320-2800	\$2.50
140-320-2900	\$2.50
140-330-0100	\$2.50
140-330-0301	\$2.50
140-330-0302	\$2.50
140-330-0303	\$2.50
140-330-0304	\$2.50
140-330-0305	\$2.50
140-330-0306	\$2.50
140-330-0307	\$2.50
140-330-0308	\$2.50
140-330-0309	\$2.50
140-330-0310	\$2.50
140-330-0311	\$2.50
140-330-0312	\$2.50
140-330-0501	\$2.50
140-330-0502	\$2.50
140-330-0503	\$2.50
140-330-0504	\$2.50
140-330-0505	\$2.50
140-330-0506	\$2.50
140-330-0507	\$2.50
140-330-0508	\$2.50
140-330-0509	\$2.50
140-330-0510	\$2.50
140-330-0511	\$2.50
140-330-0512	\$2.50
140-330-0601	\$2.50
140-330-0602	\$2.50
140-330-0603	\$2.50
140-330-0604	\$2.50
140-330-0605	\$2.50
140-330-0606	\$2.50

**Borrego Water District
Pest Control Standby Charge
Fund: 6415-03
FY 2022-23 Levy**

APN	FY 2022-23 LEVY
140-330-0607	\$2.50
140-330-0608	\$2.50
140-330-0609	\$2.50
140-330-0610	\$2.50
140-330-0611	\$2.50
140-350-0100	\$2.50
140-350-0200	\$2.50
140-350-0300	\$2.50
140-350-0400	\$2.50
140-350-0500	\$2.50
140-350-0600	\$2.50
140-350-0700	\$2.50
140-350-0800	\$2.50
140-350-0900	\$2.50
140-350-1200	\$2.50
140-350-1800	\$2.50
140-350-1900	\$2.50
140-350-2000	\$2.50
140-350-2700	\$2.50
140-350-2800	\$2.50
140-350-2900	\$2.50
140-350-3000	\$2.50
140-350-3100	\$2.50
140-350-3200	\$2.50
140-350-3300	\$2.50
140-350-3400	\$2.50
140-350-3500	\$2.50
140-350-3600	\$2.50
140-350-3700	\$2.50
140-350-3800	\$2.50
140-350-4200	\$2.50
140-350-4300	\$2.50
140-350-4400	\$2.50
140-350-4500	\$2.50
140-350-4600	\$2.50
140-350-4800	\$2.50
140-350-4900	\$2.50
140-350-5000	\$2.50
140-350-5300	\$2.50
141-010-0700	\$2.50
141-010-0800	\$2.50
141-010-0900	\$2.50
141-010-1400	\$2.50
141-010-1500	\$2.50
141-010-2500	\$2.50
141-010-2600	\$2.50
141-010-2700	\$2.50

**Borrego Water District
Pest Control Standby Charge
Fund: 6415-03
FY 2022-23 Levy**

APN	FY 2022-23 LEVY
141-010-3600	\$2.50
141-010-3700	\$2.50
141-010-3900	\$2.50
141-010-4100	\$2.50
141-010-4200	\$2.50
141-010-4300	\$2.50
141-010-4400	\$2.50
141-010-4500	\$2.50
141-010-4600	\$2.50
141-010-4700	\$2.50
141-010-4800	\$2.50
141-010-4900	\$2.50
141-010-5000	\$2.50
141-010-5100	\$2.50
141-010-5400	\$2.50
141-030-0400	\$2.50
141-030-0500	\$2.50
141-030-0800	\$2.50
141-030-1100	\$2.50
141-030-1400	\$2.50
141-030-2200	\$2.50
141-030-2400	\$2.50
141-030-2600	\$2.50
141-030-2700	\$2.50
141-030-2800	\$2.50
141-030-2900	\$2.50
141-030-3200	\$2.50
141-030-3300	\$2.50
141-030-3400	\$2.50
141-030-3500	\$2.50
141-030-3600	\$2.50
141-030-4400	\$2.50
141-030-4700	\$2.50
141-030-4800	\$2.50
141-030-4900	\$2.50
141-030-5400	\$2.50
141-030-5900	\$2.50
141-030-6000	\$2.50
141-030-6100	\$2.50
141-060-0200	\$2.50
141-060-0300	\$2.50
141-060-0400	\$2.50
141-060-0600	\$2.50
141-060-0700	\$2.50
141-060-0800	\$2.50
141-060-0900	\$2.50
141-060-1000	\$2.50

**Borrego Water District
Pest Control Standby Charge
Fund: 6415-03
FY 2022-23 Levy**

APN	FY 2022-23 LEVY
141-060-1100	\$2.50
141-070-0100	\$2.50
141-070-0300	\$2.50
141-070-0500	\$2.50
141-070-0600	\$2.50
141-070-0700	\$2.50
141-070-0800	\$2.50
141-070-0900	\$2.50
141-070-1100	\$2.50
141-070-1200	\$2.50
141-070-1300	\$2.50
141-070-1400	\$2.50
141-080-0400	\$2.50
141-080-0500	\$2.50
141-080-0800	\$2.50
141-080-1200	\$2.50
141-080-1300	\$2.50
141-080-1400	\$2.50
141-080-1800	\$2.50
141-080-1900	\$2.50
141-080-2000	\$2.50
141-080-2400	\$2.50
141-080-2500	\$2.50
141-080-2600	\$2.50
141-080-2800	\$2.50
141-080-2900	\$2.50
141-080-3000	\$2.50
141-080-3100	\$2.50
141-080-3200	\$2.50
141-080-3300	\$2.50
141-141-0100	\$2.50
141-141-0200	\$2.50
141-141-0300	\$2.50
141-141-0400	\$2.50
141-141-0500	\$2.50
141-141-0600	\$2.50
141-141-0700	\$2.50
141-141-0800	\$2.50
141-141-0900	\$2.50
141-141-1000	\$2.50
141-141-1100	\$2.50
141-141-1200	\$2.50
141-141-1300	\$2.50
141-141-1400	\$2.50
141-142-0100	\$2.50
141-142-0200	\$2.50
141-142-0300	\$2.50

**Borrego Water District
Pest Control Standby Charge
Fund: 6415-03
FY 2022-23 Levy**

APN	FY 2022-23 LEVY
141-142-0400	\$2.50
141-142-0500	\$2.50
141-142-0600	\$2.50
141-142-0700	\$2.50
141-142-0800	\$2.50
141-142-0900	\$2.50
141-142-1000	\$2.50
141-142-1100	\$2.50
141-142-1200	\$2.50
141-142-1300	\$2.50
141-142-1400	\$2.50
141-142-1500	\$2.50
141-142-1600	\$2.50
141-142-1700	\$2.50
141-142-1800	\$2.50
141-142-1900	\$2.50
141-142-2000	\$2.50
141-142-2100	\$2.50
141-142-2200	\$2.50
141-142-2300	\$2.50
141-142-2400	\$2.50
141-142-2500	\$2.50
141-142-2600	\$2.50
141-142-2700	\$2.50
141-142-2800	\$2.50
141-142-2900	\$2.50
141-142-3000	\$2.50
141-142-3100	\$2.50
141-143-0100	\$2.50
141-143-0200	\$2.50
141-143-0300	\$2.50
141-143-0400	\$2.50
141-143-0500	\$2.50
141-143-0600	\$2.50
141-143-0700	\$2.50
141-143-0800	\$2.50
141-143-0900	\$2.50
141-143-1000	\$2.50
141-143-1100	\$2.50
141-143-1200	\$2.50
141-143-1300	\$2.50
141-143-1400	\$2.50
141-143-1500	\$2.50
141-143-1600	\$2.50
141-143-1700	\$2.50
141-143-1800	\$2.50
141-143-1900	\$2.50

**Borrego Water District
Pest Control Standby Charge
Fund: 6415-03
FY 2022-23 Levy**

APN	FY 2022-23 LEVY
141-143-2000	\$2.50
141-143-2100	\$2.50
141-143-2200	\$2.50
141-143-2300	\$2.50
141-143-2400	\$2.50
141-144-0100	\$2.50
141-144-0200	\$2.50
141-144-0300	\$2.50
141-144-0400	\$2.50
141-144-0500	\$2.50
141-144-0600	\$2.50
141-144-0700	\$2.50
141-144-0800	\$2.50
141-144-0900	\$2.50
141-144-1000	\$2.50
141-144-1100	\$2.50
141-144-1200	\$2.50
141-144-1300	\$2.50
141-144-1400	\$2.50
141-144-1500	\$2.50
141-144-1600	\$2.50
141-144-1700	\$2.50
141-144-1800	\$2.50
141-144-1900	\$2.50
141-144-2000	\$2.50
141-144-2100	\$2.50
141-144-2200	\$2.50
141-144-2300	\$2.50
141-144-2400	\$2.50
141-144-2500	\$2.50
141-160-4200	\$2.50
141-160-4300	\$2.50
141-160-4600	\$2.50
141-160-4700	\$2.50
141-160-4800	\$2.50
141-160-5100	\$2.50
141-160-5300	\$2.50
141-170-0100	\$2.50
141-170-0200	\$2.50
141-170-0300	\$2.50
141-170-0400	\$2.50
141-170-0500	\$2.50
141-170-0600	\$2.50
141-170-0700	\$2.50
141-170-0800	\$2.50
141-170-0900	\$2.50
141-170-1000	\$2.50

**Borrego Water District
Pest Control Standby Charge
Fund: 6415-03
FY 2022-23 Levy**

APN	FY 2022-23 LEVY
141-170-1100	\$2.50
141-170-1200	\$2.50
141-170-1300	\$2.50
141-170-1400	\$2.50
141-170-1500	\$2.50
141-170-1600	\$2.50
141-170-1700	\$2.50
141-170-1800	\$2.50
141-170-1900	\$2.50
141-170-2000	\$2.50
141-170-2100	\$2.50
141-170-2200	\$2.50
141-170-2300	\$2.50
141-170-2400	\$2.50
141-170-2500	\$2.50
141-170-2600	\$2.50
141-170-2700	\$2.50
141-170-2800	\$2.50
141-170-2900	\$2.50
141-170-3000	\$2.50
141-170-3100	\$2.50
141-170-3200	\$2.50
141-170-3300	\$2.50
141-191-0100	\$2.50
141-191-0200	\$2.50
141-191-0300	\$2.50
141-191-0400	\$2.50
141-191-0500	\$2.50
141-191-0600	\$2.50
141-191-0700	\$2.50
141-191-0800	\$2.50
141-191-1300	\$2.50
141-191-1400	\$2.50
141-191-1500	\$2.50
141-191-1600	\$2.50
141-191-1700	\$2.50
141-191-1800	\$2.50
141-191-1900	\$2.50
141-191-2000	\$2.50
141-191-2300	\$2.50
141-191-2600	\$2.50
141-192-0100	\$2.50
141-192-0200	\$2.50
141-192-0700	\$2.50
141-192-0800	\$2.50
141-192-0900	\$2.50
141-192-1000	\$2.50

**Borrego Water District
Pest Control Standby Charge
Fund: 6415-03
FY 2022-23 Levy**

APN	FY 2022-23 LEVY
141-192-1100	\$2.50
141-192-1200	\$2.50
141-192-1300	\$2.50
141-192-1400	\$2.50
141-192-1500	\$2.50
141-192-1600	\$2.50
141-192-1700	\$2.50
141-192-1800	\$2.50
141-192-1900	\$2.50
141-192-2000	\$2.50
141-192-2100	\$2.50
141-192-2200	\$2.50
141-192-2300	\$2.50
141-192-2400	\$2.50
141-193-0100	\$2.50
141-193-0200	\$2.50
141-193-0300	\$2.50
141-193-0400	\$2.50
141-193-0500	\$2.50
141-193-0600	\$2.50
141-193-0700	\$2.50
141-193-0800	\$2.50
141-193-0900	\$2.50
141-193-1000	\$2.50
141-193-1100	\$2.50
141-193-1200	\$2.50
141-193-1300	\$2.50
141-193-1400	\$2.50
141-193-1500	\$2.50
141-193-1600	\$2.50
141-193-1700	\$2.50
141-193-1800	\$2.50
141-193-1900	\$2.50
141-193-2000	\$2.50
141-193-2100	\$2.50
141-193-2200	\$2.50
141-193-2300	\$2.50
141-193-2600	\$2.50
141-193-2700	\$2.50
141-193-2800	\$2.50
141-193-2900	\$2.50
141-193-3000	\$2.50
141-193-3100	\$2.50
141-193-3200	\$2.50
141-193-3300	\$2.50
141-193-3400	\$2.50
141-193-3500	\$2.50

**Borrego Water District
Pest Control Standby Charge
Fund: 6415-03
FY 2022-23 Levy**

APN	FY 2022-23 LEVY
141-193-3600	\$2.50
141-193-3700	\$2.50
141-193-3800	\$2.50
141-193-3900	\$2.50
141-193-4000	\$2.50
141-193-4100	\$2.50
141-193-4200	\$2.50
141-193-4300	\$2.50
141-193-4400	\$2.50
141-193-4500	\$2.50
141-193-4600	\$2.50
141-193-4700	\$2.50
141-193-5000	\$2.50
141-210-0200	\$2.50
141-210-0400	\$2.50
141-210-0500	\$2.50
141-210-0600	\$2.50
141-210-1400	\$2.50
141-210-1600	\$2.50
141-210-1700	\$2.50
141-210-2100	\$2.50
141-210-2200	\$2.50
141-210-2300	\$2.50
141-210-2400	\$2.50
141-210-2500	\$2.50
141-210-2600	\$2.50
141-210-3200	\$2.50
141-210-3300	\$2.50
141-210-3400	\$2.50
141-210-3700	\$2.50
141-210-3800	\$2.50
141-210-3900	\$2.50
141-210-4700	\$2.50
141-210-6000	\$2.50
141-210-6100	\$2.50
141-210-6200	\$2.50
141-210-6400	\$1,349.50
141-210-6500	\$2.50
141-210-6700	\$2.50
141-230-0400	\$2.50
141-230-0600	\$2.50
141-230-0700	\$2.50
141-230-0800	\$2.50
141-230-0900	\$2.50
141-230-1000	\$2.50
141-230-1100	\$2.50
141-230-1200	\$2.50

**Borrego Water District
Pest Control Standby Charge
Fund: 6415-03
FY 2022-23 Levy**

APN	FY 2022-23 LEVY
141-230-1300	\$2.50
141-230-1400	\$2.50
141-230-1500	\$2.50
141-230-2000	\$2.50
141-230-2400	\$2.50
141-230-2500	\$2.50
141-230-2600	\$2.50
141-230-2800	\$2.50
141-230-2900	\$2.50
141-230-3000	\$2.50
141-230-3100	\$2.50
141-230-3200	\$2.50
141-230-3600	\$2.50
141-230-3900	\$2.50
141-241-0100	\$2.50
141-241-0200	\$2.50
141-241-0300	\$2.50
141-241-0400	\$2.50
141-241-0500	\$2.50
141-241-0600	\$2.50
141-241-0700	\$2.50
141-241-0800	\$2.50
141-241-0900	\$2.50
141-241-1000	\$2.50
141-241-1100	\$2.50
141-241-1200	\$2.50
141-241-1300	\$2.50
141-242-0100	\$2.50
141-242-0200	\$2.50
141-242-0300	\$2.50
141-242-0400	\$2.50
141-242-0500	\$2.50
141-242-0600	\$2.50
141-242-0800	\$2.50
141-242-0900	\$2.50
141-251-0100	\$2.50
141-251-0200	\$2.50
141-251-0300	\$2.50
141-251-0400	\$2.50
141-251-0500	\$2.50
141-251-0600	\$2.50
141-251-0700	\$2.50
141-251-0800	\$2.50
141-251-0900	\$2.50
141-251-1000	\$2.50
141-252-0100	\$2.50
141-252-0200	\$2.50

**Borrego Water District
Pest Control Standby Charge
Fund: 6415-03
FY 2022-23 Levy**

APN	FY 2022-23 LEVY
141-252-0300	\$2.50
141-253-0100	\$2.50
141-253-0400	\$2.50
141-253-0500	\$2.50
141-253-0600	\$2.50
141-253-1200	\$2.50
141-253-1300	\$2.50
141-253-1400	\$2.50
141-254-0100	\$2.50
141-254-0200	\$2.50
141-254-0300	\$2.50
141-254-0400	\$2.50
141-254-0500	\$2.50
141-254-0700	\$2.50
141-254-0800	\$2.50
141-255-0100	\$2.50
141-255-0200	\$2.50
141-255-0300	\$2.50
141-255-0400	\$2.50
141-255-0500	\$2.50
141-255-0600	\$2.50
141-255-0700	\$2.50
141-255-0800	\$2.50
141-271-0100	\$2.50
141-271-0200	\$2.50
141-271-0300	\$2.50
141-271-0400	\$2.50
141-271-0500	\$2.50
141-271-0600	\$2.50
141-271-0700	\$2.50
141-271-0800	\$2.50
141-272-0100	\$2.50
141-272-0200	\$2.50
141-272-0300	\$2.50
141-272-0400	\$2.50
141-273-0100	\$2.50
141-273-0200	\$2.50
141-273-0300	\$2.50
141-273-0400	\$2.50
141-273-0500	\$2.50
141-273-0600	\$2.50
141-273-0700	\$2.50
141-273-0800	\$2.50
141-273-0900	\$2.50
141-273-1000	\$2.50
141-273-1100	\$2.50
141-273-1200	\$2.50

**Borrego Water District
Pest Control Standby Charge
Fund: 6415-03
FY 2022-23 Levy**

APN	FY 2022-23 LEVY
141-273-1300	\$2.50
141-273-1400	\$2.50
141-273-1500	\$2.50
141-273-1600	\$2.50
141-273-1700	\$2.50
141-274-0100	\$2.50
141-274-0200	\$2.50
141-274-0300	\$2.50
141-274-0400	\$2.50
141-274-0500	\$2.50
141-275-0100	\$2.50
141-275-0200	\$2.50
141-275-0300	\$2.50
141-275-0400	\$2.50
141-275-0500	\$2.50
141-275-0600	\$2.50
141-275-0700	\$2.50
141-275-0800	\$2.50
141-275-0900	\$2.50
141-275-1000	\$2.50
141-275-1100	\$2.50
141-275-1200	\$2.50
141-276-0100	\$2.50
141-276-0200	\$2.50
141-276-0300	\$2.50
141-276-0400	\$2.50
141-291-0100	\$2.50
141-291-0400	\$2.50
141-291-0500	\$2.50
141-291-0600	\$2.50
141-291-0700	\$2.50
141-291-0900	\$2.50
141-291-1000	\$2.50
141-291-1100	\$2.50
141-291-1200	\$2.50
141-291-1300	\$2.50
141-292-0100	\$2.50
141-292-0200	\$2.50
141-292-0300	\$2.50
141-292-0400	\$2.50
141-292-0500	\$2.50
141-292-0600	\$2.50
141-292-0700	\$2.50
141-292-0800	\$2.50
141-292-0900	\$2.50
141-292-1200	\$2.50
141-292-1400	\$2.50

**Borrego Water District
Pest Control Standby Charge
Fund: 6415-03
FY 2022-23 Levy**

APN	FY 2022-23 LEVY
141-292-1500	\$2.50
141-293-0100	\$2.50
141-293-0200	\$2.50
141-293-0300	\$2.50
141-293-0400	\$2.50
141-293-0700	\$2.50
141-293-0800	\$2.50
141-293-0900	\$2.50
141-293-1000	\$2.50
141-293-1100	\$2.50
141-293-1200	\$2.50
141-293-1300	\$2.50
141-293-1400	\$2.50
141-293-1500	\$2.50
141-293-1600	\$2.50
141-293-1700	\$2.50
141-293-1800	\$2.50
141-293-1900	\$2.50
141-301-0100	\$2.50
141-301-0200	\$2.50
141-301-0400	\$2.50
141-302-0100	\$2.50
141-302-0200	\$2.50
141-302-0600	\$2.50
141-302-0700	\$2.50
141-302-0800	\$2.50
141-302-0900	\$2.50
141-302-1100	\$2.50
141-302-1200	\$2.50
141-302-1300	\$2.50
141-303-0100	\$2.50
141-303-0200	\$2.50
141-303-0300	\$2.50
141-303-0400	\$2.50
141-320-0100	\$2.50
141-320-0200	\$2.50
141-320-0300	\$2.50
141-320-0400	\$2.50
141-320-0500	\$2.50
141-320-0600	\$2.50
141-320-0700	\$2.50
141-320-0800	\$2.50
141-320-0900	\$2.50
141-320-1000	\$2.50
141-320-1100	\$2.50
141-320-1200	\$2.50
141-320-1300	\$2.50

**Borrego Water District
Pest Control Standby Charge
Fund: 6415-03
FY 2022-23 Levy**

APN	FY 2022-23 LEVY
141-320-1400	\$2.50
141-320-1500	\$2.50
141-320-1600	\$2.50
141-320-1700	\$2.50
141-320-1800	\$2.50
141-320-1900	\$2.50
141-320-2000	\$2.50
141-320-2100	\$2.50
141-320-2200	\$2.50
141-320-2300	\$2.50
141-320-2400	\$2.50
141-320-2500	\$2.50
141-320-2700	\$2.50
141-320-2800	\$2.50
141-320-2900	\$2.50
141-320-3000	\$2.50
141-320-3100	\$2.50
141-320-3200	\$2.50
141-320-3300	\$2.50
141-320-3400	\$2.50
141-320-3500	\$2.50
141-320-3600	\$2.50
141-320-3700	\$2.50
141-320-3800	\$2.50
141-320-3900	\$2.50
141-320-4000	\$2.50
141-320-4100	\$2.50
141-320-4200	\$2.50
141-320-4300	\$2.50
141-330-0100	\$2.50
141-330-0200	\$2.50
141-330-0300	\$2.50
141-330-0400	\$2.50
141-330-0500	\$2.50
141-330-0600	\$2.50
141-330-0700	\$2.50
141-330-0800	\$2.50
141-330-0900	\$2.50
141-330-1000	\$2.50
141-330-1100	\$2.50
141-330-1200	\$2.50
141-330-1300	\$2.50
141-330-1400	\$2.50
141-330-1500	\$2.50
141-330-1600	\$2.50
141-330-1700	\$2.50
141-330-1800	\$2.50

**Borrego Water District
Pest Control Standby Charge
Fund: 6415-03
FY 2022-23 Levy**

APN	FY 2022-23 LEVY
141-330-1900	\$2.50
141-330-2000	\$2.50
141-330-2100	\$2.50
141-330-2200	\$2.50
141-330-2300	\$2.50
141-330-2400	\$2.50
141-330-2500	\$2.50
141-330-2600	\$2.50
141-330-2700	\$2.50
141-330-2800	\$2.50
141-330-2900	\$2.50
141-330-3000	\$2.50
141-330-3100	\$2.50
141-330-3200	\$2.50
141-330-3300	\$2.50
141-330-3400	\$2.50
141-330-3500	\$2.50
141-330-3600	\$2.50
141-330-3700	\$2.50
141-350-0100	\$2.50
141-350-0200	\$2.50
141-350-0300	\$2.50
141-350-0400	\$2.50
141-350-0500	\$2.50
141-350-0600	\$2.50
141-350-0700	\$2.50
141-350-0800	\$2.50
141-350-0900	\$2.50
141-350-1000	\$2.50
141-350-1100	\$2.50
141-350-1200	\$2.50
141-350-1300	\$2.50
141-350-1400	\$2.50
141-350-1500	\$2.50
141-350-1600	\$2.50
141-350-1700	\$2.50
141-350-1800	\$2.50
141-350-1900	\$2.50
141-350-2000	\$2.50
141-350-2100	\$2.50
141-350-2200	\$2.50
141-350-2300	\$2.50
141-350-2400	\$2.50
141-350-2500	\$2.50
141-350-2600	\$2.50
141-350-2700	\$2.50
141-350-2800	\$2.50

**Borrego Water District
Pest Control Standby Charge
Fund: 6415-03
FY 2022-23 Levy**

APN	FY 2022-23 LEVY
141-350-2900	\$2.50
141-350-3100	\$2.50
141-350-3200	\$2.50
141-350-3300	\$2.50
141-350-3400	\$2.50
141-350-3500	\$2.50
141-350-3600	\$2.50
141-350-3700	\$2.50
141-350-3800	\$2.50
141-350-3900	\$2.50
141-350-4000	\$2.50
141-350-4100	\$2.50
141-350-4200	\$2.50
141-350-4300	\$2.50
141-350-4400	\$2.50
141-350-4500	\$2.50
141-370-0300	\$2.50
141-370-0400	\$2.50
141-370-0500	\$2.50
141-370-0600	\$2.50
141-370-1000	\$2.50
141-370-1600	\$2.50
141-370-1700	\$2.50
141-370-2200	\$2.50
141-370-2500	\$2.50
141-370-2900	\$2.50
141-370-3000	\$2.50
141-370-3100	\$2.50
141-370-3200	\$2.50
141-370-3300	\$2.50
141-370-3400	\$2.50
141-370-3500	\$2.50
141-370-3600	\$2.50
141-370-3700	\$2.50
141-370-4100	\$2.50
141-370-4200	\$2.50
141-370-4300	\$2.50
141-381-0100	\$2.50
141-381-0200	\$2.50
141-381-0300	\$2.50
141-381-0400	\$2.50
141-381-0500	\$2.50
141-381-0600	\$2.50
141-381-0700	\$2.50
141-381-0800	\$2.50
141-381-0900	\$2.50
141-381-1000	\$2.50

**Borrego Water District
Pest Control Standby Charge
Fund: 6415-03
FY 2022-23 Levy**

APN	FY 2022-23 LEVY
141-381-1100	\$2.50
141-381-1200	\$2.50
141-381-1300	\$2.50
141-381-1400	\$2.50
141-381-1500	\$2.50
141-381-1600	\$2.50
141-381-1700	\$2.50
141-381-1800	\$2.50
141-381-1900	\$2.50
141-381-2000	\$2.50
141-381-2100	\$2.50
141-381-2200	\$2.50
141-381-2300	\$2.50
141-381-2400	\$2.50
141-381-2500	\$2.50
141-381-2600	\$2.50
141-381-2700	\$2.50
141-381-2800	\$2.50
141-381-2900	\$2.50
141-381-3000	\$2.50
141-381-3100	\$2.50
141-381-3200	\$2.50
141-381-3300	\$2.50
141-381-3400	\$2.50
141-381-3500	\$2.50
141-381-3600	\$2.50
141-381-3700	\$2.50
141-381-3800	\$2.50
141-381-3900	\$2.50
141-381-4000	\$2.50
141-381-4100	\$2.50
141-381-4200	\$2.50
141-381-4300	\$2.50
141-381-4400	\$2.50
141-381-4500	\$2.50
141-382-0100	\$2.50
141-382-0200	\$2.50
141-382-0300	\$2.50
141-382-0400	\$2.50
141-382-0500	\$2.50
141-382-0600	\$2.50
141-382-0700	\$2.50
141-382-0800	\$2.50
141-382-0900	\$2.50
141-382-1000	\$2.50
141-382-1100	\$2.50
141-382-1200	\$2.50

**Borrego Water District
Pest Control Standby Charge
Fund: 6415-03
FY 2022-23 Levy**

APN	FY 2022-23 LEVY
141-382-1300	\$2.50
141-382-1400	\$2.50
141-382-1500	\$2.50
141-382-1600	\$2.50
141-382-1700	\$2.50
141-382-1800	\$2.50
141-382-1900	\$2.50
141-382-2000	\$2.50
141-382-2100	\$2.50
141-382-2200	\$2.50
141-382-2300	\$2.50
141-382-2400	\$2.50
141-382-2500	\$2.50
141-382-2600	\$2.50
141-382-2700	\$2.50
141-382-2800	\$2.50
141-382-2900	\$2.50
141-382-3000	\$2.50
141-382-3100	\$2.50
141-382-3200	\$2.50
141-382-3300	\$2.50
141-382-3400	\$2.50
141-382-3500	\$2.50
141-382-3600	\$2.50
141-382-3700	\$2.50
141-382-3800	\$2.50
141-382-3900	\$2.50
141-382-4000	\$2.50
141-382-4100	\$2.50
141-382-4200	\$2.50
141-382-4300	\$2.50
141-382-4400	\$2.50
141-382-4500	\$2.50
141-382-4600	\$2.50
141-382-4700	\$2.50
141-382-4800	\$2.50
141-382-4900	\$2.50
141-382-5000	\$2.50
141-382-5100	\$2.50
141-382-5200	\$2.50
141-382-5300	\$2.50
141-382-5400	\$2.50
141-382-5500	\$2.50
141-382-5700	\$2.50
141-382-5800	\$2.50
141-382-5900	\$2.50
141-382-6000	\$2.50

**Borrego Water District
Pest Control Standby Charge
Fund: 6415-03
FY 2022-23 Levy**

APN	FY 2022-23 LEVY
141-382-6100	\$2.50
141-382-6200	\$2.50
141-382-6300	\$2.50
141-383-0100	\$2.50
141-383-0200	\$2.50
141-383-0300	\$2.50
141-383-0400	\$2.50
141-383-0500	\$2.50
141-383-0600	\$2.50
141-383-0700	\$2.50
141-383-0800	\$2.50
141-383-0900	\$2.50
141-383-1000	\$2.50
141-383-1100	\$2.50
141-383-1200	\$2.50
141-383-1300	\$2.50
141-383-1400	\$2.50
141-383-1500	\$2.50
141-383-1600	\$2.50
141-383-1700	\$2.50
141-383-1800	\$2.50
141-383-1900	\$2.50
141-383-2000	\$2.50
141-383-2100	\$2.50
141-383-2200	\$2.50
141-383-2300	\$2.50
141-383-2400	\$2.50
141-383-2500	\$2.50
141-383-2600	\$2.50
141-383-2700	\$2.50
141-383-2800	\$2.50
141-383-2900	\$2.50
141-383-3000	\$2.50
141-383-3300	\$2.50
141-383-3400	\$2.50
141-383-3500	\$2.50
141-384-0100	\$2.50
141-384-0200	\$2.50
141-384-0300	\$2.50
141-384-0400	\$2.50
141-384-0500	\$2.50
141-384-0600	\$2.50
141-384-0700	\$2.50
141-384-0800	\$2.50
141-384-0900	\$2.50
141-384-1000	\$2.50
141-384-1100	\$2.50

**Borrego Water District
Pest Control Standby Charge
Fund: 6415-03
FY 2022-23 Levy**

APN	FY 2022-23 LEVY
141-384-1200	\$2.50
141-384-1300	\$2.50
141-384-1400	\$2.50
141-384-1500	\$2.50
141-384-1600	\$2.50
141-384-1700	\$2.50
141-384-1800	\$2.50
141-384-1900	\$2.50
141-384-2000	\$2.50
141-384-2100	\$2.50
141-384-2200	\$2.50
141-384-2300	\$2.50
141-384-2400	\$2.50
141-384-2500	\$2.50
141-384-2600	\$2.50
141-384-2700	\$2.50
141-384-2800	\$2.50
141-384-2900	\$2.50
141-384-3000	\$2.50
141-384-3100	\$2.50
141-384-3200	\$2.50
141-384-3300	\$2.50
141-384-3400	\$2.50
141-384-3500	\$2.50
141-384-3600	\$2.50
141-384-3700	\$2.50
141-384-3800	\$2.50
141-384-3900	\$2.50
141-384-4000	\$2.50
141-384-4100	\$2.50
141-384-4200	\$2.50
141-384-4300	\$2.50
141-384-4400	\$2.50
141-384-4700	\$2.50
141-384-4800	\$2.50
141-384-4900	\$2.50
141-384-5000	\$2.50
141-384-5100	\$2.50
141-384-5200	\$2.50
141-384-5301	\$2.50
141-384-5302	\$2.50
141-384-5400	\$2.50
141-384-5500	\$2.50
141-384-5600	\$2.50
141-384-5700	\$2.50
141-384-6600	\$2.50
141-384-6700	\$2.50

**Borrego Water District
Pest Control Standby Charge
Fund: 6415-03
FY 2022-23 Levy**

APN	FY 2022-23 LEVY
141-384-6800	\$2.50
141-390-0100	\$2.50
141-390-0200	\$2.50
141-390-0300	\$2.50
141-390-0400	\$2.50
141-390-0500	\$2.50
141-390-0600	\$2.50
141-390-0700	\$2.50
141-390-0800	\$2.50
141-390-0900	\$2.50
141-390-1000	\$2.50
141-390-1100	\$2.50
141-390-1200	\$2.50
141-390-1300	\$2.50
141-390-1400	\$2.50
141-390-1500	\$2.50
141-390-1600	\$2.50
141-390-1700	\$2.50
141-390-1800	\$2.50
141-390-1900	\$2.50
141-390-2000	\$2.50
141-390-2100	\$2.50
141-390-2200	\$2.50
141-390-2300	\$2.50
141-390-2400	\$2.50
141-390-2500	\$2.50
141-390-2600	\$2.50
141-390-2700	\$2.50
141-390-2800	\$2.50
141-390-2900	\$2.50
141-390-3000	\$2.50
141-390-3100	\$2.50
141-390-3200	\$2.50
141-390-3300	\$2.50
141-390-3400	\$2.50
141-390-3500	\$2.50
141-390-3600	\$2.50
141-390-3700	\$2.50
141-390-3800	\$2.50
141-390-3900	\$2.50
141-390-4000	\$2.50
141-390-4100	\$2.50
141-390-4200	\$2.50
141-390-4300	\$2.50
141-390-4400	\$2.50
141-390-4500	\$2.50
141-390-4600	\$2.50

**Borrego Water District
Pest Control Standby Charge
Fund: 6415-03
FY 2022-23 Levy**

APN	FY 2022-23 LEVY
141-390-4700	\$2.50
141-390-4800	\$2.50
141-390-4900	\$2.50
141-390-5000	\$2.50
141-390-5100	\$2.50
141-390-5200	\$2.50
141-390-5300	\$2.50
141-390-5400	\$2.50
141-390-5500	\$2.50
141-390-5600	\$2.50
141-390-5700	\$2.50
141-391-0100	\$2.50
141-391-0200	\$2.50
141-391-0300	\$2.50
141-391-0400	\$2.50
141-391-0500	\$2.50
141-391-0600	\$2.50
141-391-0700	\$2.50
141-391-0800	\$2.50
141-391-0900	\$2.50
141-391-1000	\$2.50
141-391-1100	\$2.50
141-391-1200	\$2.50
141-391-1300	\$2.50
141-391-1400	\$2.50
141-391-1500	\$2.50
141-391-1600	\$2.50
141-391-1700	\$2.50
141-391-1800	\$2.50
141-391-1900	\$2.50
141-391-2000	\$2.50
141-391-2100	\$2.50
141-391-2200	\$2.50
141-391-2300	\$2.50
141-391-2400	\$2.50
141-391-2500	\$2.50
141-391-2600	\$2.50
141-391-2700	\$2.50
141-391-2800	\$2.50
141-391-2900	\$2.50
141-391-3000	\$2.50
141-391-3100	\$2.50
141-391-3200	\$2.50
141-391-3300	\$2.50
141-391-3400	\$2.50
141-391-3500	\$2.50
141-391-3600	\$2.50

**Borrego Water District
Pest Control Standby Charge
Fund: 6415-03
FY 2022-23 Levy**

APN	FY 2022-23 LEVY
141-391-3700	\$2.50
141-391-3800	\$2.50
142-140-0900	\$2.50
142-140-1000	\$2.50
142-140-1100	\$2.50
142-140-1200	\$2.50
142-140-1300	\$2.50
142-140-1400	\$2.50
142-140-1500	\$2.50
142-140-1600	\$2.50
142-140-2300	\$2.50
142-140-2400	\$2.50
142-170-0100	\$2.50
142-170-0201	\$2.50
142-170-0202	\$2.50
142-170-0203	\$2.50
142-170-0300	\$2.50
142-170-0400	\$2.50
142-170-0500	\$2.50
142-170-0600	\$2.50
142-170-0700	\$2.50
197-040-2000	\$2.50
197-040-4200	\$2.50
198-010-0200	\$2.50
198-010-0300	\$2.50
198-010-0800	\$2.50
198-010-0900	\$2.50
198-010-1200	\$2.50
198-010-1300	\$2.50
198-010-1400	\$2.50
198-010-1800	\$2.50
198-010-2000	\$2.50
198-010-2300	\$2.50
198-020-1100	\$2.50
198-020-2700	\$2.50
198-020-2800	\$2.50
198-020-3300	\$2.50
198-020-3800	\$2.50
198-020-4300	\$2.50
198-020-4600	\$2.50
198-020-5300	\$2.50
198-020-5400	\$2.50
198-020-5600	\$2.50
198-020-5800	\$2.50
198-020-5900	\$2.50
198-020-6000	\$2.50
198-021-0100	\$2.50

**Borrego Water District
Pest Control Standby Charge
Fund: 6415-03
FY 2022-23 Levy**

APN	FY 2022-23 LEVY
198-021-0200	\$2.50
198-021-0300	\$2.50
198-021-0400	\$2.50
198-021-0500	\$2.50
198-021-0700	\$2.50
198-021-0900	\$2.50
198-040-0100	\$2.50
198-040-0200	\$2.50
198-040-0300	\$2.50
198-040-0400	\$2.50
198-040-0500	\$2.50
198-040-0600	\$2.50
198-040-0700	\$2.50
198-040-0800	\$2.50
198-040-0900	\$2.50
198-040-1000	\$2.50
198-040-1100	\$2.50
198-040-1200	\$2.50
198-040-1300	\$2.50
198-040-1400	\$2.50
198-040-1500	\$2.50
198-040-1600	\$2.50
198-040-1700	\$2.50
198-040-1800	\$2.50
198-040-1900	\$2.50
198-040-2000	\$2.50
198-040-2100	\$2.50
198-040-2200	\$2.50
198-040-2300	\$2.50
198-040-2400	\$2.50
198-040-2500	\$2.50
198-040-2600	\$2.50
198-040-2700	\$2.50
198-040-2800	\$2.50
198-040-3100	\$2.50
198-040-3200	\$2.50
198-040-3300	\$2.50
198-040-3400	\$2.50
198-040-3500	\$2.50
198-040-3600	\$2.50
198-040-3700	\$2.50
198-040-3800	\$2.50
198-040-5400	\$2.50
198-040-5500	\$2.50
198-040-5700	\$2.50
198-040-6400	\$2.50
198-051-0100	\$2.50

**Borrego Water District
Pest Control Standby Charge
Fund: 6415-03
FY 2022-23 Levy**

APN	FY 2022-23 LEVY
198-052-0100	\$2.50
198-052-0200	\$2.50
198-052-0300	\$2.50
198-052-0400	\$2.50
198-052-0500	\$2.50
198-052-0600	\$2.50
198-052-0700	\$2.50
198-052-0800	\$2.50
198-052-0900	\$2.50
198-052-1000	\$2.50
198-052-1100	\$2.50
198-052-1200	\$2.50
198-052-1300	\$2.50
198-052-1400	\$2.50
198-052-1500	\$2.50
198-052-1600	\$2.50
198-052-1700	\$2.50
198-052-1800	\$2.50
198-052-1900	\$2.50
198-052-2000	\$2.50
198-052-2100	\$2.50
198-052-2200	\$2.50
198-052-2300	\$2.50
198-052-2400	\$2.50
198-052-2500	\$2.50
198-052-2600	\$2.50
198-052-2700	\$2.50
198-052-2800	\$2.50
198-052-2900	\$2.50
198-052-3000	\$2.50
198-053-0100	\$2.50
198-053-0200	\$2.50
198-053-0300	\$2.50
198-053-0400	\$2.50
198-053-0500	\$2.50
198-053-0600	\$2.50
198-053-0700	\$2.50
198-053-0800	\$2.50
198-053-0900	\$2.50
198-053-1000	\$2.50
198-053-1100	\$2.50
198-053-1200	\$2.50
198-053-1300	\$2.50
198-053-1400	\$2.50
198-053-1500	\$2.50
198-053-1600	\$2.50
198-053-1700	\$2.50

**Borrego Water District
Pest Control Standby Charge
Fund: 6415-03
FY 2022-23 Levy**

APN	FY 2022-23 LEVY
198-053-1800	\$2.50
198-053-1900	\$2.50
198-053-2000	\$2.50
198-053-2100	\$2.50
198-053-2200	\$2.50
198-053-2300	\$2.50
198-053-2400	\$2.50
198-053-2500	\$2.50
198-053-2600	\$2.50
198-053-2700	\$2.50
198-053-2800	\$2.50
198-053-2900	\$2.50
198-053-3000	\$2.50
198-053-3100	\$2.50
198-053-3200	\$2.50
198-053-3300	\$2.50
198-054-0100	\$2.50
198-054-0200	\$2.50
198-054-0300	\$2.50
198-054-0400	\$2.50
198-054-0500	\$2.50
198-054-0600	\$2.50
198-054-0700	\$2.50
198-054-0800	\$2.50
198-054-0900	\$2.50
198-054-1000	\$2.50
198-054-1100	\$2.50
198-054-1200	\$2.50
198-054-1300	\$2.50
198-054-1400	\$2.50
198-054-1500	\$2.50
198-054-1600	\$2.50
198-054-1700	\$2.50
198-054-1800	\$2.50
198-054-1900	\$2.50
198-054-2000	\$2.50
198-054-2100	\$2.50
198-054-2200	\$2.50
198-054-2300	\$2.50
198-054-2400	\$2.50
198-055-0100	\$2.50
198-055-0200	\$2.50
198-055-0300	\$2.50
198-055-0400	\$2.50
198-055-0500	\$2.50
198-056-0100	\$2.50
198-056-0200	\$2.50

**Borrego Water District
Pest Control Standby Charge
Fund: 6415-03
FY 2022-23 Levy**

APN	FY 2022-23 LEVY
198-056-0300	\$2.50
198-056-0400	\$2.50
198-056-0500	\$2.50
198-056-0600	\$2.50
198-056-0700	\$2.50
198-056-0800	\$2.50
198-056-0900	\$2.50
198-056-1000	\$2.50
198-056-1100	\$2.50
198-061-0100	\$2.50
198-061-0200	\$2.50
198-061-0300	\$2.50
198-061-0400	\$2.50
198-061-0500	\$2.50
198-061-0600	\$2.50
198-061-0700	\$2.50
198-061-0800	\$2.50
198-061-0900	\$2.50
198-061-1000	\$2.50
198-061-1100	\$2.50
198-061-1200	\$2.50
198-061-1300	\$2.50
198-061-1400	\$2.50
198-061-1500	\$2.50
198-061-1600	\$2.50
198-061-1700	\$2.50
198-061-1800	\$2.50
198-061-1900	\$2.50
198-061-2000	\$2.50
198-061-2100	\$2.50
198-061-2200	\$2.50
198-061-2300	\$2.50
198-061-2400	\$2.50
198-061-2500	\$2.50
198-061-2600	\$2.50
198-061-2700	\$2.50
198-061-2800	\$2.50
198-061-2900	\$2.50
198-061-3000	\$2.50
198-061-3100	\$2.50
198-061-3200	\$2.50
198-061-3300	\$2.50
198-061-3400	\$2.50
198-061-3500	\$2.50
198-061-3600	\$2.50
198-061-3700	\$2.50
198-061-3800	\$2.50

**Borrego Water District
Pest Control Standby Charge
Fund: 6415-03
FY 2022-23 Levy**

APN	FY 2022-23 LEVY
198-061-3900	\$2.50
198-061-4000	\$2.50
198-061-4100	\$2.50
198-061-4200	\$2.50
198-061-4300	\$2.50
198-061-4400	\$2.50
198-061-4500	\$2.50
198-061-4600	\$2.50
198-061-4700	\$2.50
198-061-4800	\$2.50
198-061-4900	\$2.50
198-061-5000	\$2.50
198-061-5100	\$2.50
198-061-5200	\$2.50
198-061-5300	\$2.50
198-061-5400	\$2.50
198-061-5500	\$2.50
198-061-5600	\$2.50
198-061-5700	\$2.50
198-061-5800	\$2.50
198-061-5900	\$2.50
198-061-6000	\$2.50
198-061-6100	\$2.50
198-061-6200	\$2.50
198-061-6300	\$2.50
198-061-6400	\$2.50
198-061-6500	\$2.50
198-061-6600	\$2.50
198-061-6700	\$2.50
198-061-6800	\$2.50
198-061-6900	\$2.50
198-062-0100	\$2.50
198-062-0200	\$2.50
198-062-0300	\$2.50
198-062-0400	\$2.50
198-062-0500	\$2.50
198-062-0600	\$2.50
198-062-0700	\$2.50
198-062-0800	\$2.50
198-062-0900	\$2.50
198-062-1000	\$2.50
198-063-0100	\$2.50
198-063-0200	\$2.50
198-063-0300	\$2.50
198-063-0400	\$2.50
198-063-0500	\$2.50
198-063-0600	\$2.50

**Borrego Water District
Pest Control Standby Charge
Fund: 6415-03
FY 2022-23 Levy**

APN	FY 2022-23 LEVY
198-063-0700	\$2.50
198-063-0800	\$2.50
198-063-0900	\$2.50
198-063-1000	\$2.50
198-071-0100	\$2.50
198-071-0200	\$2.50
198-071-0300	\$2.50
198-071-0400	\$2.50
198-071-0500	\$2.50
198-071-0600	\$2.50
198-071-0700	\$2.50
198-071-0800	\$2.50
198-071-0900	\$2.50
198-071-1000	\$2.50
198-072-0100	\$2.50
198-072-0200	\$2.50
198-072-0300	\$2.50
198-072-0400	\$2.50
198-072-0500	\$2.50
198-072-0600	\$2.50
198-072-0700	\$2.50
198-072-0800	\$2.50
198-072-0900	\$2.50
198-072-1000	\$2.50
198-081-0100	\$2.50
198-081-0200	\$2.50
198-081-0300	\$2.50
198-081-0400	\$2.50
198-081-0500	\$2.50
198-081-0600	\$2.50
198-081-0700	\$2.50
198-081-0800	\$2.50
198-081-0901	\$2.50
198-081-0902	\$2.50
198-081-1000	\$2.50
198-081-1100	\$2.50
198-081-1200	\$2.50
198-081-1300	\$2.50
198-081-1400	\$2.50
198-081-1500	\$2.50
198-081-1600	\$2.50
198-081-1700	\$2.50
198-081-1800	\$2.50
198-081-1900	\$2.50
198-081-2000	\$2.50
198-081-2100	\$2.50
198-081-2200	\$2.50

**Borrego Water District
Pest Control Standby Charge
Fund: 6415-03
FY 2022-23 Levy**

APN	FY 2022-23 LEVY
198-081-2300	\$2.50
198-081-2400	\$2.50
198-081-2500	\$2.50
198-081-2600	\$2.50
198-081-2700	\$2.50
198-081-2800	\$2.50
198-082-0100	\$2.50
198-082-0200	\$2.50
198-082-0300	\$2.50
198-082-0400	\$2.50
198-082-0500	\$2.50
198-082-0600	\$2.50
198-082-0700	\$2.50
198-082-0800	\$2.50
198-082-0900	\$2.50
198-082-1000	\$2.50
198-082-1100	\$2.50
198-082-1200	\$2.50
198-082-1300	\$2.50
198-082-1400	\$2.50
198-082-1500	\$2.50
198-082-1600	\$2.50
198-082-1700	\$2.50
198-082-1800	\$2.50
198-082-1900	\$2.50
198-082-2000	\$2.50
198-082-2100	\$2.50
198-082-2200	\$2.50
198-082-2300	\$2.50
198-082-2400	\$2.50
198-082-2500	\$2.50
198-082-2600	\$2.50
198-083-0100	\$2.50
198-083-0200	\$2.50
198-083-0300	\$2.50
198-083-0400	\$2.50
198-084-0100	\$2.50
198-084-0200	\$2.50
198-084-0300	\$2.50
198-084-0400	\$2.50
198-084-0500	\$2.50
198-084-0600	\$2.50
198-084-0700	\$2.50
198-084-0800	\$2.50
198-084-0900	\$2.50
198-084-1000	\$2.50
198-084-1100	\$2.50

**Borrego Water District
Pest Control Standby Charge
Fund: 6415-03
FY 2022-23 Levy**

APN	FY 2022-23 LEVY
198-085-0100	\$2.50
198-085-0200	\$2.50
198-085-0300	\$2.50
198-085-0400	\$2.50
198-085-0500	\$2.50
198-085-0600	\$2.50
198-085-0700	\$2.50
198-085-0800	\$2.50
198-085-0900	\$2.50
198-085-1000	\$2.50
198-085-1100	\$2.50
198-085-1200	\$2.50
198-085-1300	\$2.50
198-085-1400	\$2.50
198-086-0100	\$2.50
198-086-0200	\$2.50
198-086-0300	\$2.50
198-086-0400	\$2.50
198-086-0500	\$2.50
198-086-0600	\$2.50
198-086-0700	\$2.50
198-086-0800	\$2.50
198-086-0900	\$2.50
198-086-1000	\$2.50
198-086-1100	\$2.50
198-091-0100	\$2.50
198-091-0200	\$2.50
198-091-0300	\$2.50
198-091-0400	\$2.50
198-091-0500	\$2.50
198-091-0600	\$2.50
198-091-0700	\$2.50
198-091-0800	\$2.50
198-091-0900	\$2.50
198-091-1000	\$2.50
198-091-1100	\$2.50
198-091-1201	\$2.50
198-091-1202	\$2.50
198-091-1301	\$2.50
198-091-1302	\$2.50
198-091-1401	\$2.50
198-091-1402	\$2.50
198-091-1500	\$2.50
198-091-1601	\$2.50
198-091-1602	\$2.50
198-091-1701	\$2.50
198-091-1702	\$2.50

**Borrego Water District
Pest Control Standby Charge
Fund: 6415-03
FY 2022-23 Levy**

APN	FY 2022-23 LEVY
198-091-1800	\$2.50
198-091-1900	\$2.50
198-091-2100	\$2.50
198-091-2200	\$2.50
198-091-2300	\$2.50
198-091-2400	\$2.50
198-091-2500	\$2.50
198-091-2600	\$2.50
198-091-2700	\$2.50
198-091-2800	\$2.50
198-091-2900	\$2.50
198-091-3000	\$2.50
198-091-3100	\$2.50
198-091-3200	\$2.50
198-091-3300	\$2.50
198-091-3400	\$2.50
198-091-3600	\$2.50
198-091-3700	\$2.50
198-091-3800	\$2.50
198-091-3900	\$2.50
198-091-4100	\$2.50
198-091-4200	\$2.50
198-091-4300	\$2.50
198-091-4400	\$2.50
198-091-4500	\$2.50
198-091-4600	\$2.50
198-091-4700	\$2.50
198-091-4800	\$2.50
198-091-4900	\$2.50
198-091-5000	\$2.50
198-091-5100	\$2.50
198-091-5200	\$2.50
198-091-5300	\$2.50
198-091-5400	\$2.50
198-091-5500	\$2.50
198-091-5600	\$2.50
198-092-0100	\$2.50
198-092-0200	\$2.50
198-092-0300	\$2.50
198-092-0400	\$2.50
198-092-0500	\$2.50
198-092-0600	\$2.50
198-092-0700	\$2.50
198-092-0800	\$2.50
198-092-0900	\$2.50
198-092-1000	\$2.50
198-092-1100	\$2.50

**Borrego Water District
Pest Control Standby Charge
Fund: 6415-03
FY 2022-23 Levy**

APN	FY 2022-23 LEVY
198-092-1200	\$2.50
198-092-1300	\$2.50
198-092-1400	\$2.50
198-092-1500	\$2.50
198-092-1600	\$2.50
198-092-1700	\$2.50
198-093-0100	\$2.50
198-093-0200	\$2.50
198-093-0300	\$2.50
198-093-0500	\$2.50
198-093-0600	\$2.50
198-093-0700	\$2.50
198-093-0800	\$2.50
198-093-0900	\$2.50
198-093-1200	\$2.50
198-093-1500	\$2.50
198-093-1600	\$2.50
198-093-1700	\$2.50
198-093-1800	\$2.50
198-093-1900	\$2.50
198-093-2000	\$2.50
198-093-2100	\$2.50
198-093-2200	\$2.50
198-100-1700	\$2.50
198-100-1800	\$2.50
198-100-1900	\$2.50
198-100-2200	\$2.50
198-100-2300	\$2.50
198-111-0100	\$2.50
198-111-0200	\$2.50
198-111-0300	\$2.50
198-111-0400	\$2.50
198-111-0500	\$2.50
198-111-0600	\$2.50
198-111-0700	\$2.50
198-111-0800	\$2.50
198-112-0100	\$2.50
198-112-0200	\$2.50
198-112-0300	\$2.50
198-112-0400	\$2.50
198-112-0500	\$2.50
198-112-0600	\$2.50
198-112-0700	\$2.50
198-112-0800	\$2.50
198-112-0900	\$2.50
198-112-1000	\$2.50
198-121-0100	\$2.50

**Borrego Water District
Pest Control Standby Charge
Fund: 6415-03
FY 2022-23 Levy**

APN	FY 2022-23 LEVY
198-121-0200	\$2.50
198-121-0300	\$2.50
198-121-0700	\$2.50
198-122-0100	\$2.50
198-122-0400	\$2.50
198-122-0500	\$2.50
198-122-0600	\$2.50
198-122-0700	\$2.50
198-122-0800	\$2.50
198-122-0900	\$2.50
198-122-1000	\$2.50
198-122-1100	\$2.50
198-122-1200	\$2.50
198-122-1300	\$2.50
198-122-1400	\$2.50
198-122-1500	\$2.50
198-122-1600	\$2.50
198-131-0100	\$2.50
198-131-0200	\$2.50
198-131-0300	\$2.50
198-131-0400	\$2.50
198-131-0500	\$2.50
198-132-0100	\$2.50
198-132-0200	\$2.50
198-132-0300	\$2.50
198-133-0100	\$2.50
198-133-0200	\$2.50
198-133-0300	\$2.50
198-133-0400	\$2.50
198-133-0500	\$2.50
198-134-0100	\$2.50
198-134-0200	\$2.50
198-134-0300	\$2.50
198-135-0100	\$2.50
198-135-0200	\$2.50
198-135-0300	\$2.50
198-135-0400	\$2.50
198-135-0500	\$2.50
198-135-0600	\$2.50
198-135-0700	\$2.50
198-135-0800	\$2.50
198-140-0100	\$2.50
198-140-0200	\$2.50
198-140-0300	\$2.50
198-140-0400	\$2.50
198-140-0500	\$2.50
198-140-0600	\$2.50

**Borrego Water District
Pest Control Standby Charge
Fund: 6415-03
FY 2022-23 Levy**

APN	FY 2022-23 LEVY
198-140-0700	\$2.50
198-140-0800	\$2.50
198-151-0100	\$2.50
198-151-0200	\$2.50
198-151-0300	\$2.50
198-151-0400	\$2.50
198-151-0500	\$2.50
198-152-0100	\$2.50
198-153-0100	\$2.50
198-153-0200	\$2.50
198-153-0300	\$2.50
198-153-0700	\$2.50
198-153-0800	\$2.50
198-153-0900	\$2.50
198-153-1000	\$2.50
198-153-1100	\$2.50
198-153-1200	\$2.50
198-161-0100	\$2.50
198-161-0200	\$2.50
198-161-0300	\$2.50
198-161-0400	\$2.50
198-161-0500	\$2.50
198-161-0600	\$2.50
198-161-0700	\$2.50
198-161-0800	\$2.50
198-161-0900	\$2.50
198-161-1000	\$2.50
198-161-1100	\$2.50
198-161-1200	\$2.50
198-161-1300	\$2.50
198-161-1400	\$2.50
198-161-1500	\$2.50
198-161-1600	\$2.50
198-161-1700	\$2.50
198-161-1800	\$2.50
198-162-0800	\$2.50
198-162-0900	\$2.50
198-162-1700	\$2.50
198-162-2000	\$2.50
198-162-2100	\$2.50
198-162-2200	\$2.50
198-162-2300	\$2.50
198-171-0100	\$2.50
198-171-0200	\$2.50
198-171-0300	\$2.50
198-171-0400	\$2.50
198-172-0100	\$2.50

**Borrego Water District
Pest Control Standby Charge
Fund: 6415-03
FY 2022-23 Levy**

APN	FY 2022-23 LEVY
198-172-0400	\$2.50
198-172-0500	\$2.50
198-172-0600	\$2.50
198-172-0700	\$2.50
198-172-0800	\$2.50
198-172-0900	\$2.50
198-173-0100	\$2.50
198-173-0200	\$2.50
198-173-0300	\$2.50
198-173-0400	\$2.50
198-173-0500	\$2.50
198-173-0600	\$2.50
198-173-0700	\$2.50
198-173-0800	\$2.50
198-173-0900	\$2.50
198-173-1000	\$2.50
198-173-1300	\$2.50
198-173-1400	\$2.50
198-173-1500	\$2.50
198-173-1600	\$2.50
198-173-1700	\$2.50
198-173-1800	\$2.50
198-173-1900	\$2.50
198-173-2000	\$2.50
198-173-2100	\$2.50
198-173-2200	\$2.50
198-173-2300	\$2.50
198-173-2400	\$2.50
198-174-2100	\$2.50
198-174-2200	\$2.50
198-174-2300	\$2.50
198-174-2400	\$2.50
198-174-2500	\$2.50
198-174-2600	\$2.50
198-174-2700	\$2.50
198-174-2800	\$2.50
198-174-2900	\$2.50
198-174-3000	\$2.50
198-174-3300	\$2.50
198-181-0100	\$2.50
198-181-0200	\$2.50
198-181-0300	\$2.50
198-181-0400	\$2.50
198-181-0500	\$2.50
198-181-0600	\$2.50
198-181-0700	\$2.50
198-182-0100	\$2.50

**Borrego Water District
Pest Control Standby Charge
Fund: 6415-03
FY 2022-23 Levy**

APN	FY 2022-23 LEVY
198-182-0200	\$2.50
198-182-0300	\$2.50
198-182-0900	\$2.50
198-182-1000	\$2.50
198-182-1100	\$2.50
198-182-1200	\$2.50
198-182-1300	\$2.50
198-182-1400	\$2.50
198-182-1500	\$2.50
198-182-1600	\$2.50
198-182-1700	\$2.50
198-182-1800	\$2.50
198-182-2500	\$2.50
198-182-2600	\$2.50
198-182-2800	\$2.50
198-182-2900	\$2.50
198-191-0100	\$2.50
198-191-0200	\$2.50
198-191-0300	\$2.50
198-191-0400	\$2.50
198-191-0500	\$2.50
198-192-0600	\$2.50
198-192-0800	\$2.50
198-192-0900	\$2.50
198-192-1000	\$2.50
198-192-1100	\$2.50
198-192-1200	\$2.50
198-192-1500	\$2.50
198-192-1600	\$2.50
198-192-2300	\$2.50
198-192-2400	\$2.50
198-192-2500	\$2.50
198-192-2600	\$2.50
198-192-2700	\$2.50
198-192-2800	\$2.50
198-192-2900	\$2.50
198-201-1400	\$2.50
198-201-1500	\$2.50
198-201-2900	\$2.50
198-201-3000	\$2.50
198-201-3100	\$2.50
198-201-3200	\$2.50
198-201-3300	\$2.50
198-201-3400	\$2.50
198-201-3500	\$2.50
198-201-3600	\$2.50
198-201-3700	\$2.50

**Borrego Water District
Pest Control Standby Charge
Fund: 6415-03
FY 2022-23 Levy**

APN	FY 2022-23 LEVY
198-201-3900	\$2.50
198-201-4000	\$2.50
198-201-4100	\$2.50
198-201-4200	\$2.50
198-201-4300	\$2.50
198-202-0100	\$2.50
198-202-0200	\$2.50
198-202-0300	\$2.50
198-202-0400	\$2.50
198-202-0500	\$2.50
198-202-0600	\$2.50
198-202-0700	\$2.50
198-202-0800	\$2.50
198-202-0900	\$2.50
198-211-0100	\$2.50
198-211-0200	\$2.50
198-211-0300	\$2.50
198-211-0400	\$2.50
198-211-0500	\$2.50
198-211-0600	\$2.50
198-211-0700	\$2.50
198-211-0800	\$2.50
198-212-0100	\$2.50
198-212-0200	\$2.50
198-212-0300	\$2.50
198-212-0400	\$2.50
198-212-0500	\$2.50
198-212-0600	\$2.50
198-212-0700	\$2.50
198-212-0800	\$2.50
198-212-0900	\$2.50
198-212-1000	\$2.50
198-212-1100	\$2.50
198-212-1200	\$2.50
198-212-1300	\$2.50
198-212-1400	\$2.50
198-212-1500	\$2.50
198-212-1600	\$2.50
198-212-1700	\$2.50
198-212-1800	\$2.50
198-212-1900	\$2.50
198-212-2000	\$2.50
198-212-2100	\$2.50
198-213-0100	\$2.50
198-213-0200	\$2.50
198-213-0300	\$2.50
198-214-0100	\$2.50

**Borrego Water District
Pest Control Standby Charge
Fund: 6415-03
FY 2022-23 Levy**

APN	FY 2022-23 LEVY
198-214-0200	\$2.50
198-214-0300	\$2.50
198-214-0400	\$2.50
198-220-0200	\$2.50
198-220-0300	\$2.50
198-220-0400	\$2.50
198-220-0501	\$2.50
198-220-0502	\$2.50
198-220-0600	\$2.50
198-220-0700	\$2.50
198-220-3500	\$2.50
198-220-3600	\$2.50
198-220-3700	\$2.50
198-220-3800	\$2.50
198-220-3900	\$2.50
198-220-4000	\$2.50
198-220-4100	\$2.50
198-220-4200	\$2.50
198-220-4300	\$2.50
198-220-4400	\$2.50
198-220-4500	\$2.50
198-220-4600	\$2.50
198-220-4700	\$2.50
198-220-4800	\$2.50
198-220-5000	\$2.50
198-230-0100	\$2.50
198-230-0200	\$2.50
198-230-0300	\$2.50
198-230-0400	\$2.50
198-230-0500	\$2.50
198-230-0600	\$2.50
198-230-0700	\$2.50
198-230-0800	\$2.50
198-230-0900	\$2.50
198-230-1000	\$2.50
198-230-1100	\$2.50
198-230-1200	\$2.50
198-230-1300	\$2.50
198-230-1400	\$2.50
198-230-1500	\$2.50
198-230-1600	\$2.50
198-230-1700	\$2.50
198-230-1800	\$2.50
198-230-1901	\$2.50
198-230-1902	\$2.50
198-230-2001	\$2.50
198-230-2002	\$2.50

**Borrego Water District
Pest Control Standby Charge
Fund: 6415-03
FY 2022-23 Levy**

APN	FY 2022-23 LEVY
198-230-2100	\$2.50
198-230-2200	\$2.50
198-230-2300	\$2.50
198-230-2400	\$2.50
198-230-2500	\$2.50
198-230-2600	\$2.50
198-230-2700	\$2.50
198-230-2800	\$2.50
198-230-2900	\$2.50
198-230-3000	\$2.50
198-230-3100	\$2.50
198-230-3200	\$2.50
198-230-3300	\$2.50
198-230-3400	\$2.50
198-230-3500	\$2.50
198-230-3600	\$2.50
198-230-3700	\$2.50
198-230-3800	\$2.50
198-230-3900	\$2.50
198-230-4000	\$2.50
198-230-4100	\$2.50
198-230-4200	\$2.50
198-230-4301	\$2.50
198-230-4302	\$2.50
198-230-4303	\$2.50
198-230-4400	\$2.50
198-230-4900	\$2.50
198-230-5000	\$2.50
198-230-5100	\$2.50
198-230-5200	\$2.50
198-230-5300	\$2.50
198-230-5400	\$2.50
198-230-5800	\$2.50
198-230-6100	\$2.50
198-230-6200	\$2.50
198-230-6300	\$2.50
198-230-6400	\$2.50
198-230-6500	\$2.50
198-230-6700	\$2.50
198-241-0100	\$2.50
198-241-0200	\$2.50
198-241-0300	\$2.50
198-241-0400	\$2.50
198-241-0500	\$2.50
198-241-0600	\$2.50
198-241-0700	\$2.50
198-241-0900	\$2.50

**Borrego Water District
Pest Control Standby Charge
Fund: 6415-03
FY 2022-23 Levy**

APN	FY 2022-23 LEVY
198-241-1000	\$2.50
198-241-1100	\$2.50
198-241-1200	\$2.50
198-241-1300	\$2.50
198-241-1400	\$2.50
198-241-1500	\$2.50
198-241-1600	\$2.50
198-241-1700	\$2.50
198-241-1800	\$2.50
198-241-1900	\$2.50
198-242-0100	\$2.50
198-242-0200	\$2.50
198-242-0300	\$2.50
198-242-0400	\$2.50
198-242-0500	\$2.50
198-242-0600	\$2.50
198-242-0700	\$2.50
198-242-0800	\$2.50
198-242-0900	\$2.50
198-242-1000	\$2.50
198-242-1100	\$2.50
198-242-1200	\$2.50
198-242-1300	\$2.50
198-242-1400	\$2.50
198-242-1500	\$2.50
198-242-1600	\$2.50
198-242-1700	\$2.50
198-242-1800	\$2.50
198-242-1900	\$2.50
198-242-2000	\$2.50
198-242-2100	\$2.50
198-242-2200	\$2.50
198-242-2300	\$2.50
198-242-2400	\$2.50
198-242-2500	\$2.50
198-242-2600	\$2.50
198-242-2700	\$2.50
198-243-0100	\$2.50
198-243-0200	\$2.50
198-243-0300	\$2.50
198-243-0400	\$2.50
198-243-0500	\$2.50
198-243-0600	\$2.50
198-243-0700	\$2.50
198-243-0800	\$2.50
198-243-0900	\$2.50
198-243-1000	\$2.50

**Borrego Water District
Pest Control Standby Charge
Fund: 6415-03
FY 2022-23 Levy**

APN	FY 2022-23 LEVY
198-243-1100	\$2.50
198-243-1200	\$2.50
198-243-1300	\$2.50
198-243-1400	\$2.50
198-243-1500	\$2.50
198-243-1600	\$2.50
198-243-1700	\$2.50
198-243-1800	\$2.50
198-243-1900	\$2.50
198-243-2100	\$2.50
198-243-2200	\$2.50
198-243-2300	\$2.50
198-243-2400	\$2.50
198-243-2500	\$2.50
198-243-2600	\$2.50
198-243-2700	\$2.50
198-243-2800	\$2.50
198-243-2900	\$2.50
198-243-3000	\$2.50
198-251-0100	\$2.50
198-251-0200	\$2.50
198-251-0300	\$2.50
198-251-0400	\$2.50
198-251-0500	\$2.50
198-251-0600	\$2.50
198-251-0700	\$2.50
198-251-0800	\$2.50
198-251-0900	\$2.50
198-251-1000	\$2.50
198-251-1100	\$2.50
198-251-1200	\$2.50
198-251-1300	\$2.50
198-251-1400	\$2.50
198-251-1500	\$2.50
198-251-1600	\$2.50
198-251-1700	\$2.50
198-251-1800	\$2.50
198-251-1900	\$2.50
198-251-2000	\$2.50
198-251-2100	\$2.50
198-251-2200	\$2.50
198-251-2300	\$2.50
198-251-2400	\$2.50
198-251-2500	\$2.50
198-252-0100	\$2.50
198-252-0200	\$2.50
198-252-0300	\$2.50

**Borrego Water District
Pest Control Standby Charge
Fund: 6415-03
FY 2022-23 Levy**

APN	FY 2022-23 LEVY
198-252-0400	\$2.50
198-252-0500	\$2.50
198-252-0600	\$2.50
198-252-0700	\$2.50
198-252-0800	\$2.50
198-252-0900	\$2.50
198-252-1000	\$2.50
198-252-1100	\$2.50
198-252-1200	\$2.50
198-252-1300	\$2.50
198-252-1400	\$2.50
198-252-1500	\$2.50
198-252-1700	\$2.50
198-252-1800	\$2.50
198-252-1900	\$2.50
198-252-2000	\$2.50
198-252-2100	\$2.50
198-252-2200	\$2.50
198-252-2300	\$2.50
198-252-2400	\$2.50
198-252-2500	\$2.50
198-253-0100	\$2.50
198-253-0200	\$2.50
198-253-0300	\$2.50
198-253-0400	\$2.50
198-253-0500	\$2.50
198-253-0600	\$2.50
198-253-0700	\$2.50
198-253-0800	\$2.50
198-253-0900	\$2.50
198-253-1000	\$2.50
198-253-1100	\$2.50
198-253-1200	\$2.50
198-253-1300	\$2.50
198-253-1400	\$2.50
198-253-1500	\$2.50
198-253-1600	\$2.50
198-253-1700	\$2.50
198-253-1800	\$2.50
198-253-1900	\$2.50
198-253-2000	\$2.50
198-253-2100	\$2.50
198-253-2200	\$2.50
198-253-2300	\$2.50
198-253-2400	\$2.50
198-253-2500	\$2.50
198-253-2600	\$2.50

**Borrego Water District
Pest Control Standby Charge
Fund: 6415-03
FY 2022-23 Levy**

APN	FY 2022-23 LEVY
198-253-2700	\$2.50
198-253-2800	\$2.50
198-253-2900	\$2.50
198-253-3000	\$2.50
198-253-3100	\$2.50
198-253-3200	\$2.50
198-253-3300	\$2.50
198-253-3400	\$2.50
198-253-3500	\$2.50
198-253-3600	\$2.50
198-261-0100	\$2.50
198-261-0300	\$2.50
198-261-0400	\$2.50
198-261-0500	\$2.50
198-261-0600	\$2.50
198-261-0700	\$2.50
198-261-0800	\$2.50
198-261-0900	\$2.50
198-261-1000	\$2.50
198-261-1100	\$2.50
198-261-1200	\$2.50
198-261-1300	\$2.50
198-261-1400	\$2.50
198-261-1500	\$2.50
198-261-1600	\$2.50
198-261-1700	\$2.50
198-261-1800	\$2.50
198-261-1900	\$2.50
198-261-2100	\$2.50
198-261-2300	\$2.50
198-261-2400	\$2.50
198-262-0100	\$2.50
198-262-0200	\$2.50
198-262-0300	\$2.50
198-262-0400	\$2.50
198-262-0500	\$2.50
198-262-0600	\$2.50
198-262-0700	\$2.50
198-262-0800	\$2.50
198-262-0900	\$2.50
198-262-1000	\$2.50
198-262-1100	\$2.50
198-262-1200	\$2.50
198-262-1300	\$2.50
198-262-1400	\$2.50
198-262-1500	\$2.50
198-262-1600	\$2.50

**Borrego Water District
Pest Control Standby Charge
Fund: 6415-03
FY 2022-23 Levy**

APN	FY 2022-23 LEVY
198-262-1700	\$2.50
198-262-1800	\$2.50
198-262-1900	\$2.50
198-262-2000	\$2.50
198-262-2100	\$2.50
198-263-0100	\$2.50
198-263-0200	\$2.50
198-263-0300	\$2.50
198-263-0400	\$2.50
198-263-0500	\$2.50
198-263-0600	\$2.50
198-263-0700	\$2.50
198-263-0800	\$2.50
198-263-0900	\$2.50
198-263-1000	\$2.50
198-263-1100	\$2.50
198-263-1200	\$2.50
198-263-1300	\$2.50
198-263-1400	\$2.50
198-263-1500	\$2.50
198-263-1600	\$2.50
198-263-1700	\$2.50
198-263-1800	\$2.50
198-263-1900	\$2.50
198-263-2000	\$2.50
198-263-2100	\$2.50
198-263-2200	\$2.50
198-263-2300	\$2.50
198-263-2400	\$2.50
198-263-2500	\$2.50
198-263-2600	\$2.50
198-263-2700	\$2.50
198-263-2800	\$2.50
198-263-2900	\$2.50
198-263-3000	\$2.50
198-263-3100	\$2.50
198-263-3200	\$2.50
198-263-3300	\$2.50
198-263-3400	\$2.50
198-263-3500	\$2.50
198-263-3600	\$2.50
198-270-0900	\$2.50
198-270-1200	\$2.50
198-291-0100	\$2.50
198-291-0200	\$2.50
198-291-0300	\$2.50
198-291-0400	\$2.50

**Borrego Water District
Pest Control Standby Charge
Fund: 6415-03
FY 2022-23 Levy**

APN	FY 2022-23 LEVY
198-291-0500	\$2.50
198-291-0600	\$2.50
198-291-0700	\$2.50
198-292-0100	\$2.50
198-292-0200	\$2.50
198-292-0300	\$2.50
198-292-0400	\$2.50
198-292-0500	\$2.50
198-292-0600	\$2.50
198-293-0100	\$2.50
198-293-0200	\$2.50
198-301-0100	\$2.50
198-301-0200	\$2.50
198-301-0300	\$2.50
198-301-0400	\$2.50
198-301-0500	\$2.50
198-301-0600	\$2.50
198-302-0100	\$2.50
198-302-0200	\$2.50
198-302-0300	\$2.50
198-302-0400	\$2.50
198-302-0500	\$2.50
198-302-0600	\$2.50
198-302-0700	\$2.50
198-302-0800	\$2.50
198-302-1000	\$2.50
198-302-1100	\$2.50
198-302-1200	\$2.50
198-303-0100	\$2.50
198-303-0200	\$2.50
198-303-0300	\$2.50
198-303-0400	\$2.50
198-303-0500	\$2.50
198-303-0600	\$2.50
198-303-0700	\$2.50
198-304-0100	\$2.50
198-304-0200	\$2.50
198-304-0300	\$2.50
198-304-0400	\$2.50
198-304-0500	\$2.50
198-304-0600	\$2.50
198-311-0100	\$2.50
198-311-0200	\$2.50
198-311-0300	\$2.50
198-311-0400	\$2.50
198-311-0500	\$2.50
198-311-0600	\$2.50

**Borrego Water District
Pest Control Standby Charge
Fund: 6415-03
FY 2022-23 Levy**

APN	FY 2022-23 LEVY
198-311-0700	\$2.50
198-311-0800	\$2.50
198-311-0900	\$2.50
198-311-1000	\$2.50
198-311-1100	\$2.50
198-311-1200	\$2.50
198-311-1300	\$2.50
198-311-1400	\$2.50
198-311-1500	\$2.50
198-311-1600	\$2.50
198-311-1700	\$2.50
198-311-1800	\$2.50
198-311-1900	\$2.50
198-311-2000	\$2.50
198-311-2100	\$2.50
198-311-2200	\$2.50
198-311-2300	\$2.50
198-312-0100	\$2.50
198-312-0200	\$2.50
198-312-0300	\$2.50
198-312-0400	\$2.50
198-312-0500	\$2.50
198-312-0600	\$2.50
198-312-0700	\$2.50
198-312-0800	\$2.50
198-312-0900	\$2.50
198-320-0100	\$2.50
198-320-0200	\$2.50
198-320-0300	\$2.50
198-320-0400	\$2.50
198-320-0500	\$2.50
198-320-0600	\$2.50
198-320-1400	\$2.50
198-320-1500	\$2.50
198-320-2100	\$2.50
198-320-2300	\$2.50
198-320-2400	\$2.50
198-320-2500	\$2.50
198-320-2600	\$2.50
198-320-2800	\$2.50
198-320-3100	\$2.50
198-320-3300	\$2.50
198-320-3500	\$2.50
198-341-0100	\$2.50
198-341-0200	\$2.50
198-341-0300	\$2.50
198-341-0400	\$2.50

**Borrego Water District
Pest Control Standby Charge
Fund: 6415-03
FY 2022-23 Levy**

APN	FY 2022-23 LEVY
198-341-0700	\$2.50
198-341-0800	\$2.50
198-341-0900	\$2.50
198-341-1000	\$2.50
198-341-1100	\$2.50
198-341-1200	\$2.50
198-341-1300	\$2.50
198-341-1400	\$2.50
198-341-1500	\$2.50
198-341-1600	\$2.50
198-341-1700	\$2.50
198-341-1800	\$2.50
198-341-1900	\$2.50
198-341-2000	\$2.50
198-341-2100	\$2.50
198-341-2200	\$2.50
198-341-2300	\$2.50
198-341-2400	\$2.50
198-342-0100	\$2.50
198-342-0200	\$2.50
198-342-0300	\$2.50
198-342-0400	\$2.50
198-342-0500	\$2.50
198-342-0600	\$2.50
198-342-0700	\$2.50
198-342-0800	\$2.50
198-342-0900	\$2.50
198-342-1000	\$2.50
198-342-1100	\$2.50
198-342-1200	\$2.50
198-342-1300	\$2.50
198-342-1400	\$2.50
198-342-1500	\$2.50
198-342-1600	\$2.50
198-342-1700	\$2.50
198-342-1800	\$2.50
198-342-1900	\$2.50
198-342-2000	\$2.50
198-342-2100	\$2.50
198-342-2400	\$2.50
198-342-2600	\$2.50
198-342-2700	\$2.50
198-342-2800	\$2.50
198-342-2900	\$2.50
198-342-3000	\$2.50
198-342-3100	\$2.50
198-342-3200	\$2.50

**Borrego Water District
Pest Control Standby Charge
Fund: 6415-03
FY 2022-23 Levy**

APN	FY 2022-23 LEVY
198-351-0100	\$2.50
198-351-0200	\$2.50
198-351-0300	\$2.50
198-351-0400	\$2.50
198-351-0500	\$2.50
198-351-0600	\$2.50
198-351-0700	\$2.50
198-351-0800	\$2.50
198-351-0900	\$2.50
198-351-1000	\$2.50
198-351-1100	\$2.50
198-351-1200	\$2.50
198-351-1300	\$2.50
198-351-1400	\$2.50
198-351-1500	\$2.50
198-351-1600	\$2.50
198-351-1700	\$2.50
198-351-1800	\$2.50
198-351-1900	\$2.50
198-351-2000	\$2.50
198-351-2100	\$2.50
198-351-2200	\$2.50
198-351-2300	\$2.50
198-351-2400	\$2.50
198-351-2500	\$2.50
198-351-2600	\$2.50
198-351-2700	\$2.50
198-351-2800	\$2.50
198-351-2900	\$2.50
198-352-0100	\$2.50
198-352-0200	\$2.50
198-352-0300	\$2.50
198-352-0400	\$2.50
198-352-0500	\$2.50
198-352-0600	\$2.50
198-352-0700	\$2.50
198-352-0800	\$2.50
198-352-0900	\$2.50
198-352-1000	\$2.50
198-352-1100	\$2.50
198-352-1200	\$2.50
198-352-1300	\$2.50
198-352-1400	\$2.50
198-352-1500	\$2.50
198-352-1600	\$2.50
198-352-1700	\$2.50
198-352-1800	\$2.50

**Borrego Water District
Pest Control Standby Charge
Fund: 6415-03
FY 2022-23 Levy**

APN	FY 2022-23 LEVY
198-352-1900	\$2.50
198-352-2000	\$2.50
198-352-2100	\$2.50
198-352-2200	\$2.50
198-352-2300	\$2.50
198-352-2400	\$2.50
198-352-2500	\$2.50
198-352-2600	\$2.50
198-352-2700	\$2.50
198-352-2800	\$2.50
198-352-2900	\$2.50
198-352-3000	\$2.50
198-352-3100	\$2.50
198-352-3200	\$2.50
198-352-3300	\$2.50
198-352-3400	\$2.50
198-352-3500	\$2.50
198-352-3600	\$2.50
198-352-3700	\$2.50
198-352-3800	\$2.50
198-352-3900	\$2.50
198-352-4000	\$2.50
198-352-4100	\$2.50
198-352-4200	\$2.50
198-352-4300	\$2.50
198-352-4400	\$2.50
198-352-4500	\$2.50
198-352-4600	\$2.50
198-352-4700	\$2.50
198-352-4800	\$2.50
198-352-4900	\$2.50
198-352-5000	\$2.50
198-352-5100	\$2.50
198-361-0100	\$2.50
198-361-0200	\$2.50
198-361-0300	\$2.50
198-361-0400	\$2.50
198-361-0500	\$2.50
198-361-0600	\$2.50
198-361-0700	\$2.50
198-361-0800	\$2.50
198-361-0900	\$2.50
198-361-1000	\$2.50
198-361-1100	\$2.50
198-361-1200	\$2.50
198-361-1300	\$2.50
198-361-1400	\$2.50

**Borrego Water District
Pest Control Standby Charge
Fund: 6415-03
FY 2022-23 Levy**

APN	FY 2022-23 LEVY
198-361-1500	\$2.50
198-361-1600	\$2.50
198-361-1700	\$2.50
198-362-0100	\$2.50
198-362-0200	\$2.50
198-362-0300	\$2.50
198-362-0400	\$2.50
198-362-0500	\$2.50
198-362-0600	\$2.50
198-362-0700	\$2.50
198-362-0800	\$2.50
198-362-0900	\$2.50
198-362-1000	\$2.50
198-362-1100	\$2.50
198-362-1200	\$2.50
198-362-1300	\$2.50
198-362-1400	\$2.50
198-362-1500	\$2.50
198-362-1600	\$2.50
198-362-1700	\$2.50
198-362-1800	\$2.50
198-362-1900	\$2.50
198-362-2000	\$2.50
198-362-2100	\$2.50
198-363-0100	\$2.50
198-363-0200	\$2.50
198-363-0300	\$2.50
198-363-0400	\$2.50
198-363-0500	\$2.50
198-363-0600	\$2.50
198-363-0700	\$2.50
198-363-0800	\$2.50
198-363-0900	\$2.50
198-363-1000	\$2.50
198-363-1100	\$2.50
198-364-0100	\$2.50
198-364-0200	\$2.50
198-364-0300	\$2.50
198-364-0400	\$2.50
198-364-0500	\$2.50
198-364-0600	\$2.50
198-364-0700	\$2.50
198-364-0800	\$2.50
198-364-0900	\$2.50
198-364-1000	\$2.50
198-364-1100	\$2.50
198-364-1200	\$2.50

**Borrego Water District
Pest Control Standby Charge
Fund: 6415-03
FY 2022-23 Levy**

APN	FY 2022-23 LEVY
198-364-1300	\$2.50
198-364-1400	\$2.50
198-364-1500	\$2.50
198-364-1600	\$2.50
198-364-1700	\$2.50
198-364-1800	\$2.50
198-364-1900	\$2.50
198-364-2100	\$2.50
198-364-2200	\$2.50
198-364-2300	\$2.50
198-364-2400	\$2.50
198-364-2500	\$2.50
198-364-2600	\$2.50
198-364-2700	\$2.50
198-364-2800	\$2.50
198-364-2900	\$2.50
198-364-3100	\$2.50
198-364-3200	\$2.50
198-364-3300	\$2.50
198-364-3400	\$2.50
198-364-3500	\$2.50
198-364-3600	\$2.50
198-364-3700	\$2.50
198-364-3800	\$2.50
198-364-3900	\$2.50
198-364-4100	\$2.50
198-365-0100	\$2.50
198-365-0200	\$2.50
198-365-0300	\$2.50
198-365-0400	\$2.50
198-365-0500	\$2.50
198-365-0600	\$2.50
198-365-0700	\$2.50
198-365-0800	\$2.50
198-365-0900	\$2.50
198-365-1000	\$2.50
198-365-1100	\$2.50
198-365-1200	\$2.50
198-365-1300	\$2.50
198-365-1400	\$2.50
198-365-1500	\$2.50
198-365-1600	\$2.50
198-365-1700	\$2.50
198-365-1800	\$2.50
198-365-1900	\$2.50
198-365-2000	\$2.50
198-365-2100	\$2.50

**Borrego Water District
Pest Control Standby Charge
Fund: 6415-03
FY 2022-23 Levy**

APN	FY 2022-23 LEVY
198-371-0100	\$2.50
198-371-0200	\$2.50
198-371-0300	\$2.50
198-371-0400	\$2.50
198-371-0500	\$2.50
198-371-0600	\$2.50
198-371-0700	\$2.50
198-371-0800	\$2.50
198-371-0900	\$2.50
198-371-1000	\$2.50
198-371-1100	\$2.50
198-371-1200	\$2.50
198-371-1300	\$2.50
198-371-1400	\$2.50
198-371-1500	\$2.50
198-371-1600	\$2.50
198-371-1700	\$2.50
198-371-1800	\$2.50
198-371-1900	\$2.50
198-371-2000	\$2.50
198-371-2100	\$2.50
198-371-2200	\$2.50
198-371-2300	\$2.50
198-371-2400	\$2.50
198-371-2500	\$2.50
198-371-2600	\$2.50
198-372-0100	\$2.50
198-372-0200	\$2.50
198-372-0300	\$2.50
198-372-0400	\$2.50
198-372-0500	\$2.50
198-372-0600	\$2.50
198-372-0700	\$2.50
198-372-0800	\$2.50
198-372-0900	\$2.50
198-372-1000	\$2.50
198-372-1100	\$2.50
198-372-1200	\$2.50
198-372-1300	\$2.50
198-372-1400	\$2.50
198-372-1500	\$2.50
198-372-1600	\$2.50
198-373-0100	\$2.50
198-373-0200	\$2.50
198-373-0300	\$2.50
198-373-0400	\$2.50
198-373-0500	\$2.50

**Borrego Water District
Pest Control Standby Charge
Fund: 6415-03
FY 2022-23 Levy**

APN	FY 2022-23 LEVY
198-373-0600	\$2.50
198-373-0700	\$2.50
198-373-0800	\$2.50
198-373-0900	\$2.50
198-373-1000	\$2.50
198-373-1100	\$2.50
198-373-1200	\$2.50
198-373-1300	\$2.50
198-373-1400	\$2.50
198-373-1500	\$2.50
198-373-1600	\$2.50
198-373-1700	\$2.50
198-373-1800	\$2.50
198-373-1900	\$2.50
198-373-2000	\$2.50
198-373-2100	\$2.50
198-373-2200	\$2.50
198-373-2300	\$2.50
198-373-2400	\$2.50
198-373-2500	\$2.50
198-373-2600	\$2.50
198-373-2700	\$2.50
198-373-2800	\$2.50
198-373-2900	\$2.50
198-373-3000	\$2.50
198-373-3100	\$2.50
198-373-3200	\$2.50
198-373-3300	\$2.50
198-373-3400	\$2.50
198-373-3500	\$2.50
198-381-0100	\$2.50
198-381-0200	\$2.50
198-381-0300	\$2.50
198-381-0400	\$2.50
198-381-0500	\$2.50
198-381-0600	\$2.50
198-381-0700	\$2.50
198-381-0800	\$2.50
198-381-0900	\$2.50
198-381-1000	\$2.50
198-381-1100	\$2.50
198-381-1200	\$2.50
198-381-1300	\$2.50
198-381-1400	\$2.50
198-381-1700	\$2.50
198-381-1800	\$2.50
198-381-1900	\$2.50

**Borrego Water District
Pest Control Standby Charge
Fund: 6415-03
FY 2022-23 Levy**

APN	FY 2022-23 LEVY
198-381-2000	\$2.50
198-382-0100	\$2.50
198-382-0200	\$2.50
198-382-0300	\$2.50
198-382-0400	\$2.50
198-382-0500	\$2.50
198-382-0600	\$2.50
198-382-0700	\$2.50
198-382-0800	\$2.50
198-382-0900	\$2.50
198-382-1000	\$2.50
198-382-1100	\$2.50
198-382-1200	\$2.50
198-382-1300	\$2.50
198-382-1400	\$2.50
198-382-1500	\$2.50
198-382-1600	\$2.50
198-382-1700	\$2.50
198-382-1800	\$2.50
198-382-1900	\$2.50
198-382-2000	\$2.50
198-382-2100	\$2.50
198-382-2200	\$2.50
198-382-2300	\$2.50
198-382-2400	\$2.50
198-382-2500	\$2.50
198-382-2600	\$2.50
198-382-2700	\$2.50
198-382-2800	\$2.50
198-382-2900	\$2.50
198-382-3000	\$2.50
198-383-0100	\$2.50
198-383-0200	\$2.50
198-383-0300	\$2.50
198-383-0400	\$2.50
198-383-0500	\$2.50
198-383-0600	\$2.50
198-383-0700	\$2.50
198-383-0800	\$2.50
198-383-0900	\$2.50
198-383-1000	\$2.50
198-383-1100	\$2.50
198-383-1200	\$2.50
198-383-1300	\$2.50
198-383-1400	\$2.50
198-391-0200	\$2.50
198-391-0300	\$2.50

**Borrego Water District
Pest Control Standby Charge
Fund: 6415-03
FY 2022-23 Levy**

APN	FY 2022-23 LEVY
198-391-0400	\$2.50
198-391-0500	\$2.50
198-391-0600	\$2.50
198-391-0700	\$2.50
198-391-0800	\$2.50
198-391-0900	\$2.50
198-391-1000	\$2.50
198-391-1100	\$2.50
198-391-1200	\$2.50
198-391-1300	\$2.50
198-391-1400	\$2.50
198-391-1500	\$2.50
198-391-1600	\$2.50
198-391-1700	\$2.50
198-391-1800	\$2.50
198-391-1900	\$2.50
198-391-2000	\$2.50
198-391-2200	\$2.50
198-392-0200	\$2.50
198-392-0300	\$2.50
198-392-0400	\$2.50
198-392-0500	\$2.50
198-392-0600	\$2.50
198-392-0700	\$2.50
198-392-0800	\$2.50
198-392-0900	\$2.50
198-392-1000	\$2.50
198-392-1100	\$2.50
198-392-1200	\$2.50
198-392-1300	\$2.50
198-392-1400	\$2.50
198-392-1500	\$2.50
198-392-1600	\$2.50
198-392-1700	\$2.50
198-401-0100	\$2.50
198-401-0200	\$2.50
198-401-0300	\$2.50
198-401-0400	\$2.50
198-401-0500	\$2.50
198-401-0600	\$2.50
198-401-0700	\$2.50
198-401-0800	\$2.50
198-401-0900	\$2.50
198-401-1000	\$2.50
198-401-1100	\$2.50
198-401-1200	\$2.50
198-401-1300	\$2.50

**Borrego Water District
Pest Control Standby Charge
Fund: 6415-03
FY 2022-23 Levy**

APN	FY 2022-23 LEVY
198-401-1400	\$2.50
198-401-1500	\$2.50
198-401-1600	\$2.50
198-401-1700	\$2.50
198-401-1800	\$2.50
198-401-1900	\$2.50
198-401-2000	\$2.50
198-401-2100	\$2.50
198-401-2200	\$2.50
198-401-2300	\$2.50
198-401-2400	\$2.50
198-401-2500	\$2.50
198-401-2600	\$2.50
198-401-2700	\$2.50
198-401-2800	\$2.50
198-401-2900	\$2.50
198-402-0100	\$2.50
198-402-0200	\$2.50
198-402-0300	\$2.50
198-402-0400	\$2.50
198-402-0500	\$2.50
198-402-0600	\$2.50
198-402-0700	\$2.50
198-402-0800	\$2.50
198-402-0900	\$2.50
198-402-1000	\$2.50
198-402-1100	\$2.50
198-402-1200	\$2.50
198-402-1300	\$2.50
198-402-1400	\$2.50
198-402-1500	\$2.50
198-402-1600	\$2.50
198-402-1700	\$2.50
198-402-1800	\$2.50
198-402-1900	\$2.50
198-402-2000	\$2.50
198-402-2100	\$2.50
198-402-2200	\$2.50
198-402-2300	\$2.50
198-402-2400	\$2.50
198-402-2500	\$2.50
198-402-2600	\$2.50
198-402-2700	\$2.50
198-402-2800	\$2.50
198-402-2900	\$2.50
198-410-0400	\$2.50
198-410-0500	\$2.50

**Borrego Water District
Pest Control Standby Charge
Fund: 6415-03
FY 2022-23 Levy**

APN	FY 2022-23 LEVY
198-410-0600	\$2.50
198-410-0700	\$2.50
198-410-0800	\$2.50
198-410-0900	\$2.50
198-410-1000	\$2.50
198-410-1100	\$2.50
198-410-1200	\$2.50
198-410-1300	\$2.50
198-410-1400	\$2.50
198-410-1500	\$2.50
198-410-1600	\$2.50
198-410-1700	\$2.50
198-410-1900	\$2.50
198-410-2000	\$2.50
198-410-2300	\$2.50
198-410-2400	\$2.50
198-410-2500	\$2.50
198-410-2901	\$2.50
198-410-2902	\$2.50
198-410-3001	\$2.50
198-410-3002	\$2.50
198-410-3100	\$2.50
198-410-3301	\$2.50
198-410-3302	\$2.50
198-410-3600	\$2.50
198-430-0101	\$2.50
198-430-0102	\$2.50
198-430-0103	\$2.50
198-430-0104	\$2.50
198-430-0105	\$2.50
198-430-0106	\$2.50
198-430-0107	\$2.50
198-430-0108	\$2.50
198-430-0109	\$2.50
198-430-0110	\$2.50
198-430-0111	\$2.50
198-430-0112	\$2.50
198-430-0113	\$2.50
198-430-0114	\$2.50
198-430-0115	\$2.50
198-430-0116	\$2.50
198-430-0117	\$2.50
198-430-0118	\$2.50
198-430-0119	\$2.50
198-430-0120	\$2.50
198-430-0121	\$2.50
198-430-0122	\$2.50

**Borrego Water District
Pest Control Standby Charge
Fund: 6415-03
FY 2022-23 Levy**

APN	FY 2022-23 LEVY
198-430-0123	\$2.50
198-430-0124	\$2.50
198-430-0125	\$2.50
198-430-0126	\$2.50
198-430-0127	\$2.50
198-430-0128	\$2.50
199-011-0100	\$2.50
199-011-0800	\$2.50
199-011-0900	\$2.50
199-011-1000	\$2.50
199-011-1100	\$2.50
199-011-1200	\$2.50
199-011-1400	\$2.50
199-011-1500	\$2.50
199-011-1600	\$2.50
199-011-1700	\$2.50
199-011-1800	\$2.50
199-020-0100	\$2.50
199-020-0200	\$2.50
199-020-0300	\$2.50
199-020-0400	\$2.50
199-020-0500	\$2.50
199-020-0600	\$2.50
199-020-0700	\$2.50
199-020-0800	\$2.50
199-020-0900	\$2.50
199-020-1000	\$2.50
199-020-1100	\$2.50
199-020-1200	\$2.50
199-020-1300	\$2.50
199-020-1400	\$2.50
199-020-1500	\$2.50
199-020-1600	\$2.50
199-020-1700	\$2.50
199-020-1800	\$2.50
199-020-1900	\$2.50
199-020-2000	\$2.50
199-020-2100	\$2.50
199-020-2200	\$2.50
199-020-2300	\$2.50
199-020-2400	\$2.50
199-020-2500	\$2.50
199-020-2600	\$2.50
199-020-2700	\$2.50
199-020-2800	\$2.50
199-020-2900	\$2.50
199-020-3100	\$2.50

**Borrego Water District
Pest Control Standby Charge
Fund: 6415-03
FY 2022-23 Levy**

APN	FY 2022-23 LEVY
199-030-0100	\$2.50
199-030-0200	\$2.50
199-030-0300	\$2.50
199-030-0400	\$2.50
199-030-0500	\$2.50
199-030-0600	\$2.50
199-030-0700	\$2.50
199-030-0800	\$2.50
199-030-0900	\$2.50
199-030-1000	\$2.50
199-030-1100	\$2.50
199-030-1200	\$2.50
199-030-1300	\$2.50
199-030-1400	\$2.50
199-030-1500	\$2.50
199-030-1600	\$2.50
199-030-1700	\$2.50
199-030-1800	\$2.50
199-030-1900	\$2.50
199-030-2000	\$2.50
199-030-2100	\$2.50
199-030-2200	\$2.50
199-030-2300	\$2.50
199-030-2400	\$2.50
199-030-2500	\$2.50
199-030-2600	\$2.50
199-030-2700	\$2.50
199-030-2800	\$2.50
199-030-2900	\$2.50
199-030-3000	\$2.50
199-030-3100	\$2.50
199-030-3200	\$2.50
199-030-3400	\$2.50
199-030-3500	\$2.50
199-030-3600	\$2.50
199-030-3700	\$2.50
199-030-3800	\$2.50
199-030-3900	\$2.50
199-030-4000	\$2.50
199-030-4100	\$2.50
199-040-0100	\$2.50
199-040-0200	\$2.50
199-040-0300	\$2.50
199-040-0400	\$2.50
199-040-0500	\$2.50
199-040-0600	\$2.50
199-040-0700	\$2.50

**Borrego Water District
Pest Control Standby Charge
Fund: 6415-03
FY 2022-23 Levy**

APN	FY 2022-23 LEVY
199-040-0800	\$2.50
199-040-0900	\$2.50
199-040-1000	\$2.50
199-040-1100	\$2.50
199-040-1200	\$2.50
199-040-1300	\$2.50
199-040-1400	\$2.50
199-040-1500	\$2.50
199-040-1600	\$2.50
199-040-1700	\$2.50
199-040-1800	\$2.50
199-040-1900	\$2.50
199-040-2000	\$2.50
199-040-2100	\$2.50
199-040-2200	\$2.50
199-040-2300	\$2.50
199-040-2400	\$2.50
199-040-2501	\$2.50
199-040-2502	\$2.50
199-040-2601	\$2.50
199-040-2602	\$2.50
199-040-2701	\$2.50
199-040-2702	\$2.50
199-040-2801	\$2.50
199-040-2802	\$2.50
199-040-2900	\$2.50
199-040-3000	\$2.50
199-040-3100	\$2.50
199-040-3200	\$2.50
199-040-3300	\$2.50
199-040-3400	\$2.50
199-040-3500	\$2.50
199-040-3600	\$2.50
199-040-3700	\$2.50
199-040-3800	\$2.50
199-040-3900	\$2.50
199-040-4000	\$2.50
199-040-4100	\$2.50
199-040-4200	\$2.50
199-040-4300	\$2.50
199-040-4400	\$2.50
199-040-4500	\$2.50
199-040-4600	\$2.50
199-040-4700	\$2.50
199-040-4800	\$2.50
199-040-4900	\$2.50
199-040-5000	\$2.50

**Borrego Water District
Pest Control Standby Charge
Fund: 6415-03
FY 2022-23 Levy**

APN	FY 2022-23 LEVY
199-040-5100	\$2.50
199-040-5200	\$2.50
199-040-5300	\$2.50
199-040-5400	\$2.50
199-040-5500	\$2.50
199-040-5600	\$2.50
199-040-5700	\$2.50
199-040-5800	\$2.50
199-040-5900	\$2.50
199-040-6000	\$2.50
199-040-6100	\$2.50
199-040-6200	\$2.50
199-040-6300	\$2.50
199-040-6400	\$2.50
199-040-6500	\$2.50
199-060-0100	\$2.50
199-060-0400	\$2.50
199-060-0500	\$2.50
199-060-0600	\$2.50
199-060-0700	\$2.50
199-060-0800	\$2.50
199-060-0900	\$2.50
199-060-1000	\$2.50
199-060-1100	\$2.50
199-060-1300	\$2.50
199-090-0100	\$2.50
199-090-0200	\$2.50
199-090-0300	\$2.50
199-090-0400	\$2.50
199-090-0500	\$2.50
199-090-0600	\$2.50
199-090-0700	\$2.50
199-090-0800	\$2.50
199-090-0900	\$2.50
199-090-1000	\$2.50
199-090-1100	\$2.50
199-090-1200	\$2.50
199-090-1600	\$2.50
199-090-1700	\$2.50
199-090-1800	\$2.50
199-090-1900	\$2.50
199-090-2000	\$2.50
199-100-0100	\$2.50
199-100-0200	\$2.50
199-100-0300	\$2.50
199-100-0600	\$2.50
199-100-0800	\$2.50

**Borrego Water District
Pest Control Standby Charge
Fund: 6415-03
FY 2022-23 Levy**

APN	FY 2022-23 LEVY
199-100-0900	\$2.50
199-100-1000	\$2.50
199-100-1100	\$2.50
199-100-1200	\$2.50
199-100-1400	\$2.50
199-100-1500	\$2.50
199-100-1700	\$2.50
199-100-1800	\$2.50
199-100-1900	\$2.50
199-100-2000	\$2.50
199-100-2100	\$2.50
199-100-2200	\$2.50
199-110-0300	\$2.50
199-110-0400	\$2.50
199-110-0600	\$2.50
199-110-0800	\$2.50
199-110-0900	\$2.50
199-110-1000	\$2.50
199-110-1100	\$2.50
199-110-1200	\$2.50
199-110-1300	\$2.50
199-110-1400	\$2.50
199-130-0100	\$2.50
199-130-0200	\$2.50
199-130-0300	\$2.50
199-130-0400	\$2.50
199-130-0500	\$2.50
199-130-0600	\$2.50
199-130-0700	\$2.50
199-130-0800	\$2.50
199-130-0900	\$2.50
199-130-1000	\$2.50
199-130-1100	\$2.50
199-130-1200	\$2.50
199-130-1300	\$2.50
199-130-1400	\$2.50
199-130-1500	\$2.50
199-130-1600	\$2.50
199-130-1700	\$2.50
199-130-1800	\$2.50
199-130-1900	\$2.50
199-130-2000	\$2.50
199-130-2100	\$2.50
199-130-2300	\$2.50
199-130-2400	\$2.50
199-130-2500	\$2.50
199-130-2600	\$2.50

**Borrego Water District
Pest Control Standby Charge
Fund: 6415-03
FY 2022-23 Levy**

APN	FY 2022-23 LEVY
199-130-2700	\$2.50
199-130-2800	\$2.50
199-130-2900	\$2.50
199-140-0100	\$2.50
199-140-0200	\$2.50
199-140-0300	\$2.50
199-140-0400	\$2.50
199-140-0500	\$2.50
199-140-0600	\$2.50
199-140-0700	\$2.50
199-140-0800	\$2.50
199-140-0900	\$2.50
199-140-1000	\$2.50
199-140-1100	\$2.50
199-140-1300	\$2.50
199-140-1400	\$2.50
199-140-1500	\$2.50
199-140-1600	\$2.50
199-140-1700	\$2.50
199-140-2000	\$2.50
199-140-2100	\$2.50
199-140-2200	\$2.50
199-140-2400	\$2.50
199-140-2500	\$2.50
199-140-2600	\$2.50
199-140-2700	\$2.50
199-160-0200	\$2.50
199-160-0400	\$2.50
199-160-0600	\$2.50
199-160-0700	\$2.50
199-160-1000	\$2.50
199-160-1100	\$2.50
199-160-1200	\$2.50
199-160-1300	\$2.50
199-160-1400	\$2.50
199-160-1500	\$2.50
199-160-1600	\$2.50
199-160-1900	\$2.50
199-160-2100	\$2.50
199-160-2600	\$2.50
199-160-3000	\$2.50
199-160-3300	\$2.50
199-160-3400	\$2.50
199-160-3500	\$2.50
199-160-3700	\$2.50
199-160-3800	\$2.50
199-160-3900	\$2.50

**Borrego Water District
Pest Control Standby Charge
Fund: 6415-03
FY 2022-23 Levy**

APN	FY 2022-23 LEVY
199-160-4000	\$2.50
199-160-4100	\$2.50
199-160-4200	\$2.50
199-160-4300	\$2.50
199-160-4400	\$2.50
199-160-4500	\$2.50
199-181-0100	\$2.50
199-181-0200	\$2.50
199-181-0300	\$2.50
199-181-0400	\$2.50
199-181-0800	\$2.50
199-181-1200	\$2.50
199-181-1400	\$2.50
199-181-1500	\$2.50
199-181-1600	\$2.50
199-181-1800	\$2.50
199-181-1900	\$2.50
199-181-2000	\$2.50
199-181-2100	\$2.50
199-181-2200	\$2.50
199-181-2300	\$2.50
199-181-2400	\$2.50
199-182-0100	\$2.50
199-182-0200	\$2.50
199-182-0300	\$2.50
199-182-0400	\$2.50
199-182-0500	\$2.50
199-182-0600	\$2.50
199-182-0700	\$2.50
199-182-0800	\$2.50
199-182-0900	\$2.50
199-182-1000	\$2.50
199-182-1100	\$2.50
199-182-1200	\$2.50
199-182-1300	\$2.50
199-182-1400	\$2.50
199-182-1500	\$2.50
199-182-1600	\$2.50
199-182-1700	\$2.50
199-182-1800	\$2.50
199-182-1900	\$2.50
199-182-2000	\$2.50
199-182-2100	\$2.50
199-182-2200	\$2.50
199-182-2300	\$2.50
199-182-2400	\$2.50
199-182-2500	\$2.50

**Borrego Water District
Pest Control Standby Charge
Fund: 6415-03
FY 2022-23 Levy**

APN	FY 2022-23 LEVY
199-182-2600	\$2.50
199-182-2700	\$2.50
199-182-2800	\$2.50
199-182-2900	\$2.50
199-182-3000	\$2.50
199-182-3100	\$2.50
199-182-3200	\$2.50
199-182-3300	\$2.50
199-182-3400	\$2.50
199-182-3500	\$2.50
199-182-3600	\$2.50
199-182-3700	\$2.50
199-182-3800	\$2.50
199-182-3900	\$2.50
199-182-4000	\$2.50
199-182-4100	\$2.50
199-182-4200	\$2.50
199-182-4300	\$2.50
199-182-4400	\$2.50
199-182-4500	\$2.50
199-182-4600	\$2.50
199-182-4700	\$2.50
199-182-4800	\$2.50
199-182-4900	\$2.50
199-182-5000	\$2.50
199-182-5100	\$2.50
199-182-5200	\$2.50
199-182-5300	\$2.50
199-182-5400	\$2.50
199-182-5500	\$2.50
199-182-5600	\$2.50
200-051-0100	\$2.50
200-051-0200	\$2.50
200-051-0300	\$2.50
200-051-0400	\$2.50
200-051-0600	\$2.50
200-051-0700	\$2.50
200-051-0900	\$2.50
200-051-1200	\$2.50
200-051-1300	\$2.50
200-051-1400	\$2.50
200-061-0100	\$2.50
200-061-0300	\$2.50
200-061-0400	\$2.50
200-061-0500	\$2.50
200-061-0600	\$2.50
200-061-0700	\$2.50

**Borrego Water District
Pest Control Standby Charge
Fund: 6415-03
FY 2022-23 Levy**

APN	FY 2022-23 LEVY
200-061-0800	\$2.50
200-061-0900	\$2.50
200-061-1000	\$2.50
200-061-1100	\$2.50
200-061-1200	\$2.50
200-061-1300	\$2.50
200-061-1400	\$2.50
200-061-1500	\$2.50
200-061-1600	\$2.50
200-061-1700	\$2.50
200-061-1800	\$2.50
200-061-1900	\$2.50
200-061-2000	\$2.50
200-061-2100	\$2.50
200-061-2200	\$2.50
200-061-2300	\$2.50
200-061-2400	\$2.50
200-061-2500	\$2.50
200-061-2600	\$2.50
200-061-2700	\$2.50
200-061-2800	\$2.50
200-061-2900	\$2.50
200-061-3000	\$2.50
200-061-3100	\$2.50
200-061-3200	\$2.50
200-061-3300	\$2.50
200-061-3400	\$2.50
200-061-3500	\$2.50
200-061-3800	\$2.50
200-061-3900	\$2.50
200-061-4500	\$2.50
200-061-4600	\$2.50
200-061-4700	\$2.50
200-061-4800	\$2.50
200-061-4900	\$2.50
200-061-5000	\$2.50
200-061-5100	\$2.50
200-061-5200	\$2.50
200-061-5300	\$2.50
200-061-5400	\$2.50
200-061-5500	\$2.50
200-061-5600	\$2.50
200-061-5700	\$2.50
200-061-5800	\$2.50
200-061-5900	\$2.50
200-061-6000	\$2.50
200-061-6100	\$2.50

**Borrego Water District
Pest Control Standby Charge
Fund: 6415-03
FY 2022-23 Levy**

APN	FY 2022-23 LEVY
200-061-6200	\$2.50
200-061-6300	\$2.50
200-061-6400	\$2.50
200-061-6500	\$2.50
200-061-6600	\$2.50
200-061-6700	\$2.50
200-061-6800	\$2.50
200-061-6900	\$2.50
200-061-7000	\$2.50
200-061-7100	\$2.50
200-061-7200	\$2.50
200-061-7300	\$2.50
200-061-7400	\$2.50
200-061-7500	\$2.50
200-061-7600	\$2.50
200-061-7700	\$2.50
200-063-0100	\$2.50
200-063-0200	\$2.50
200-063-0300	\$2.50
200-063-0400	\$2.50
200-063-0500	\$2.50
200-063-0600	\$2.50
200-063-0700	\$2.50
200-063-0800	\$2.50
200-063-0900	\$2.50
200-063-1000	\$2.50
200-063-1100	\$2.50
200-063-1200	\$2.50
200-063-1300	\$2.50
200-063-1400	\$2.50
200-063-1500	\$2.50
200-063-1600	\$2.50
200-063-1700	\$2.50
200-063-1800	\$2.50
200-063-1900	\$2.50
200-063-2101	\$2.50
200-063-2102	\$2.50
200-063-2200	\$2.50
200-063-2500	\$2.50
200-063-2600	\$2.50
200-063-2700	\$2.50
200-063-2800	\$2.50
200-063-2900	\$2.50
200-063-3000	\$2.50
200-063-3100	\$2.50
200-063-3200	\$2.50
200-063-3300	\$2.50

**Borrego Water District
Pest Control Standby Charge
Fund: 6415-03
FY 2022-23 Levy**

APN	FY 2022-23 LEVY
200-063-3400	\$2.50
200-063-3500	\$2.50
200-063-3600	\$2.50
200-063-3700	\$2.50
200-063-3800	\$2.50
200-063-3900	\$2.50
200-063-4000	\$2.50
200-063-4100	\$2.50
200-063-4200	\$2.50
200-063-4300	\$2.50
200-063-4400	\$2.50
200-067-0300	\$2.50
200-090-0100	\$2.50
200-090-0200	\$2.50
200-090-0300	\$2.50
200-090-0500	\$2.50
200-090-1000	\$2.50
200-090-1100	\$2.50
200-090-1900	\$2.50
200-090-2000	\$2.50
200-090-2100	\$2.50
200-090-2200	\$2.50
200-090-2300	\$2.50
200-090-2400	\$2.50
200-090-2500	\$2.50
200-090-2600	\$2.50
200-090-2700	\$2.50
200-090-2800	\$2.50
200-090-2900	\$2.50
200-090-3000	\$2.50
200-090-3100	\$2.50
200-090-3200	\$2.50
200-090-3300	\$2.50
200-090-3400	\$2.50
200-090-3500	\$2.50
200-090-3600	\$2.50
200-090-3700	\$2.50
200-090-3800	\$2.50
200-090-3900	\$2.50
200-090-4000	\$2.50
200-090-4100	\$2.50
200-090-4200	\$2.50
200-090-4300	\$2.50
200-090-4400	\$2.50
200-090-4500	\$2.50
200-090-4600	\$2.50
200-090-4700	\$2.50

**Borrego Water District
Pest Control Standby Charge
Fund: 6415-03
FY 2022-23 Levy**

APN	FY 2022-23 LEVY
200-090-4800	\$2.50
200-090-5000	\$2.50
200-090-5200	\$2.50
200-090-6300	\$2.50
200-090-6400	\$2.50
200-090-6500	\$2.50
200-100-0300	\$2.50
200-100-0400	\$2.50
200-100-0500	\$2.50
200-100-0600	\$2.50
200-100-0700	\$2.50
200-100-0800	\$2.50
200-100-0900	\$2.50
200-100-1000	\$2.50
200-100-1100	\$2.50
200-100-1200	\$2.50
200-100-1300	\$2.50
200-100-1400	\$2.50
200-100-1500	\$2.50
200-100-1600	\$2.50
200-100-1700	\$2.50
200-100-1800	\$2.50
200-100-1900	\$2.50
200-100-2000	\$2.50
200-100-2100	\$2.50
200-100-2200	\$2.50
200-100-2300	\$2.50
200-100-2400	\$2.50
200-100-2500	\$2.50
200-100-2600	\$2.50
200-100-2700	\$2.50
200-100-2800	\$2.50
200-100-2900	\$2.50
200-100-3000	\$2.50
200-100-3100	\$2.50
200-100-3200	\$2.50
200-100-3400	\$2.50
200-120-2900	\$2.50
200-120-3000	\$2.50
200-120-3100	\$2.50
200-120-3200	\$2.50
200-120-3300	\$2.50
200-120-3400	\$2.50
200-120-3900	\$2.50
200-120-5200	\$2.50
200-120-5300	\$2.50
200-221-0100	\$2.50

**Borrego Water District
Pest Control Standby Charge
Fund: 6415-03
FY 2022-23 Levy**

APN	FY 2022-23 LEVY
200-221-0200	\$2.50
200-221-0300	\$2.50
200-221-0400	\$2.50
200-221-0500	\$2.50
200-221-0600	\$2.50
200-221-0700	\$2.50
200-221-0800	\$2.50
200-221-0900	\$2.50
200-221-1000	\$2.50
200-221-1100	\$2.50
200-221-1200	\$2.50
200-221-1300	\$2.50
200-221-1400	\$2.50
200-221-1500	\$2.50
200-221-1600	\$2.50
200-221-1700	\$2.50
200-221-1800	\$2.50
200-221-1900	\$2.50
200-222-0100	\$2.50
200-222-0200	\$2.50
200-222-0300	\$2.50
200-222-0400	\$2.50
200-222-0500	\$2.50
200-222-0600	\$2.50
200-222-0700	\$2.50
200-222-0800	\$2.50
200-222-0900	\$2.50
200-222-1000	\$2.50
200-222-1100	\$2.50
200-223-0300	\$2.50
200-223-0400	\$2.50
200-223-0500	\$2.50
200-223-0600	\$2.50
200-223-0700	\$2.50
200-223-0800	\$2.50
200-223-0900	\$2.50
200-223-1000	\$2.50
200-223-1100	\$2.50
200-223-1200	\$2.50
200-223-1300	\$2.50
200-223-1400	\$2.50
200-223-1500	\$2.50
200-223-1600	\$2.50
200-223-1700	\$2.50
200-223-1800	\$2.50
200-223-1900	\$2.50
200-231-0100	\$2.50

**Borrego Water District
Pest Control Standby Charge
Fund: 6415-03
FY 2022-23 Levy**

APN	FY 2022-23 LEVY
200-231-0200	\$2.50
200-231-0300	\$2.50
200-231-0400	\$2.50
200-231-0500	\$2.50
200-231-0600	\$2.50
200-231-0700	\$2.50
200-231-0800	\$2.50
200-231-0900	\$2.50
200-232-0100	\$2.50
200-232-0200	\$2.50
200-232-0300	\$2.50
200-232-0600	\$2.50
200-232-0700	\$2.50
200-232-0800	\$2.50
200-232-0900	\$2.50
200-232-1200	\$2.50
200-232-1300	\$2.50
200-232-1400	\$2.50
200-233-0100	\$2.50
200-233-0200	\$2.50
200-233-0300	\$2.50
200-233-0400	\$2.50
200-233-0500	\$2.50
200-233-0600	\$2.50
200-233-0700	\$2.50
200-233-0800	\$2.50
200-233-0900	\$2.50
200-233-1000	\$2.50
200-233-1100	\$2.50
200-233-1200	\$2.50
200-233-1300	\$2.50
200-233-1400	\$2.50
200-233-1500	\$2.50
200-233-1600	\$2.50
200-233-1700	\$2.50
200-233-1800	\$2.50
200-233-1900	\$2.50
200-233-2000	\$2.50
200-233-2100	\$2.50
200-233-2200	\$2.50
200-233-2300	\$2.50
200-233-2400	\$2.50
200-233-2500	\$2.50
200-233-2800	\$2.50
200-233-2900	\$2.50
200-233-3000	\$2.50
200-233-3100	\$2.50

**Borrego Water District
Pest Control Standby Charge
Fund: 6415-03
FY 2022-23 Levy**

APN	FY 2022-23 LEVY
200-233-3200	\$2.50
200-233-3300	\$2.50
200-233-3400	\$2.50
200-241-0100	\$2.50
200-241-0200	\$2.50
200-241-0300	\$2.50
200-241-0700	\$2.50
200-241-0800	\$2.50
200-241-0900	\$2.50
200-242-0100	\$2.50
200-242-0200	\$2.50
200-242-0300	\$2.50
200-242-0400	\$2.50
200-243-0100	\$2.50
200-243-0200	\$2.50
200-243-0300	\$2.50
200-243-0400	\$2.50
200-243-0500	\$2.50
200-243-0600	\$2.50
200-243-0700	\$2.50
200-243-0800	\$2.50
200-243-0900	\$2.50
200-243-1000	\$2.50
200-243-1100	\$2.50
200-243-1200	\$2.50
200-244-0100	\$2.50
200-244-0200	\$2.50
200-244-0300	\$2.50
200-244-0400	\$2.50
200-244-0500	\$2.50
200-244-0600	\$2.50
200-244-0700	\$2.50
200-244-0800	\$2.50
200-244-0900	\$2.50
200-244-1000	\$2.50
200-244-1100	\$2.50
200-244-1200	\$2.50
200-244-1300	\$2.50
200-244-1400	\$2.50
200-244-1500	\$2.50
200-244-1600	\$2.50
200-245-0100	\$2.50
200-245-0200	\$2.50
200-245-0300	\$2.50
200-245-0400	\$2.50
200-245-0500	\$2.50
200-245-0600	\$2.50

**Borrego Water District
Pest Control Standby Charge
Fund: 6415-03
FY 2022-23 Levy**

APN	FY 2022-23 LEVY
200-245-0700	\$2.50
200-251-0100	\$2.50
200-251-0200	\$2.50
200-251-0300	\$2.50
200-251-0400	\$2.50
200-251-0500	\$2.50
200-251-0600	\$2.50
200-251-0700	\$2.50
200-252-0100	\$2.50
200-252-0200	\$2.50
200-252-0300	\$2.50
200-252-0400	\$2.50
200-253-0100	\$2.50
200-253-0200	\$2.50
200-253-0300	\$2.50
200-253-0400	\$2.50
200-253-0500	\$2.50
200-253-0600	\$2.50
200-253-0700	\$2.50
200-253-0800	\$2.50
200-253-0900	\$2.50
200-253-1000	\$2.50
200-253-1400	\$2.50
200-254-0100	\$2.50
200-254-0200	\$2.50
200-254-0300	\$2.50
200-254-0400	\$2.50
200-254-0500	\$2.50
200-254-0600	\$2.50
200-254-0700	\$2.50
200-254-0800	\$2.50
200-254-0900	\$2.50
200-254-1000	\$2.50
200-254-1100	\$2.50
200-254-1200	\$2.50
200-254-1300	\$2.50
200-254-1400	\$2.50
200-254-1500	\$2.50
200-254-1600	\$2.50
200-254-1700	\$2.50
200-255-0100	\$2.50
200-255-0200	\$2.50
200-255-0300	\$2.50
200-255-0400	\$2.50
200-255-0500	\$2.50
200-255-0600	\$2.50
200-255-0700	\$2.50

**Borrego Water District
Pest Control Standby Charge
Fund: 6415-03
FY 2022-23 Levy**

APN	FY 2022-23 LEVY
200-256-0100	\$2.50
200-256-0200	\$2.50
200-256-0300	\$2.50
200-256-0400	\$2.50
200-256-0500	\$2.50
200-271-0300	\$2.50
200-271-0400	\$2.50
200-271-0600	\$2.50
200-271-0700	\$2.50
200-271-1500	\$2.50
200-271-1600	\$2.50
200-271-2300	\$2.50
200-271-2400	\$2.50
200-271-2900	\$2.50
200-271-3700	\$2.50
200-271-3800	\$2.50
200-272-0800	\$2.50
200-273-0200	\$2.50
200-273-0300	\$2.50
200-273-0400	\$2.50
200-273-0600	\$2.50
200-273-0800	\$2,056.50
200-274-0200	\$2.50
200-275-0800	\$2.50
200-275-0900	\$2.50
200-275-1000	\$2.50
200-275-1100	\$2.50
200-281-0100	\$2.50
200-281-0200	\$2.50
200-281-0300	\$2.50
200-281-0400	\$2.50
200-281-0500	\$2.50
200-281-0600	\$2.50
200-281-0700	\$2.50
200-281-0800	\$2.50
200-281-0900	\$2.50
200-281-1000	\$2.50
200-281-1100	\$2.50
200-281-1200	\$2.50
200-281-1300	\$2.50
200-281-1400	\$2.50
200-281-1500	\$2.50
200-281-1600	\$2.50
200-281-1700	\$2.50
200-281-1800	\$2.50
200-281-1900	\$2.50
200-281-2000	\$2.50

**Borrego Water District
Pest Control Standby Charge
Fund: 6415-03
FY 2022-23 Levy**

APN	FY 2022-23 LEVY
200-281-2100	\$2.50
200-281-2200	\$2.50
200-281-2300	\$2.50
200-281-2400	\$2.50
200-281-2500	\$2.50
200-281-2600	\$2.50
200-281-2700	\$2.50
200-281-2800	\$2.50
200-281-2900	\$2.50
200-281-3000	\$2.50
200-281-3100	\$2.50
200-281-3200	\$2.50
200-281-3300	\$2.50
200-281-3400	\$2.50
200-281-3500	\$2.50
200-281-3600	\$2.50
200-281-3700	\$2.50
200-281-3800	\$2.50
200-281-3900	\$2.50
200-282-0100	\$2.50
200-282-0200	\$2.50
200-282-0500	\$2.50
200-282-0600	\$2.50
200-282-0700	\$2.50
200-282-0800	\$2.50
200-282-0900	\$2.50
200-282-1000	\$2.50
200-282-1100	\$2.50
200-282-1200	\$2.50
200-282-1300	\$2.50
200-282-1400	\$2.50
200-282-1500	\$2.50
200-282-1600	\$2.50
200-282-1700	\$2.50
200-282-1800	\$2.50
200-282-1900	\$2.50
200-282-2000	\$2.50
200-282-2100	\$2.50
200-282-2200	\$2.50
200-282-2300	\$2.50
200-282-2500	\$2.50
200-283-0100	\$2.50
200-283-0200	\$2.50
200-283-0300	\$2.50
200-283-0400	\$2.50
200-283-0500	\$2.50
200-283-0600	\$2.50

**Borrego Water District
Pest Control Standby Charge
Fund: 6415-03
FY 2022-23 Levy**

APN	FY 2022-23 LEVY
200-283-0700	\$2.50
200-283-0800	\$2.50
200-283-0900	\$2.50
200-283-1000	\$2.50
200-283-1100	\$2.50
200-283-1300	\$2.50
200-283-1400	\$2.50
200-283-1500	\$2.50
200-283-1600	\$2.50
200-283-1700	\$2.50
200-283-1800	\$2.50
200-283-1900	\$2.50
200-283-3400	\$2.50
200-283-3500	\$2.50
200-283-3600	\$2.50
200-283-3700	\$2.50
200-283-3800	\$2.50
200-283-4500	\$2.50
200-291-0100	\$2.50
200-291-0200	\$2.50
200-291-0500	\$2.50
200-291-0600	\$2.50
200-291-0700	\$2.50
200-291-0800	\$2.50
200-291-0900	\$2.50
200-291-1000	\$2.50
200-291-1100	\$2.50
200-291-1200	\$2.50
200-291-1300	\$2.50
200-291-1400	\$2.50
200-291-1500	\$2.50
200-291-1600	\$2.50
200-291-1700	\$2.50
200-291-1800	\$2.50
200-291-1900	\$2.50
200-291-2000	\$2.50
200-291-2100	\$2.50
200-291-2200	\$2.50
200-291-2300	\$2.50
200-291-2400	\$2.50
200-291-2500	\$2.50
200-291-2700	\$2.50
200-300-0100	\$2.50
200-300-0200	\$2.50
200-300-0300	\$2.50
200-300-0600	\$2.50
200-300-0700	\$2.50

**Borrego Water District
Pest Control Standby Charge
Fund: 6415-03
FY 2022-23 Levy**

APN	FY 2022-23 LEVY
200-300-0800	\$2.50
200-300-0900	\$2.50
200-300-1000	\$2.50
200-300-1100	\$2.50
200-300-1200	\$2.50
200-300-1300	\$2.50
200-300-1400	\$2.50
200-300-1500	\$2.50
200-300-1600	\$2.50
200-300-1700	\$2.50
200-300-1800	\$2.50
200-300-1900	\$2.50
200-300-2000	\$2.50
200-300-2100	\$2.50
200-300-2200	\$2.50
200-300-2500	\$2.50
200-300-2600	\$2.50
200-300-2700	\$2.50
200-300-2800	\$2.50
200-300-2900	\$2.50
200-300-3000	\$2.50
200-300-3100	\$2.50
200-300-3200	\$2.50
200-300-3300	\$2.50
200-300-3400	\$2.50
200-300-3500	\$2.50
200-300-3600	\$2.50
200-300-3700	\$2.50
200-300-3800	\$2.50
200-300-3900	\$2.50
200-300-4000	\$2.50
200-300-4100	\$2.50
200-300-4200	\$2.50
200-300-4300	\$2.50
200-300-4400	\$2.50
200-300-4500	\$2.50
200-300-4600	\$2.50
200-300-4700	\$2.50
200-300-4800	\$2.50
200-300-4900	\$2.50
200-300-5000	\$2.50
200-300-5100	\$2.50
200-300-5200	\$2.50
200-300-5300	\$2.50
200-300-5400	\$2.50
200-300-5500	\$2.50
200-300-5600	\$2.50

**Borrego Water District
Pest Control Standby Charge
Fund: 6415-03
FY 2022-23 Levy**

APN	FY 2022-23 LEVY
200-300-5700	\$2.50
200-300-5800	\$2.50
200-300-5900	\$2.50
200-300-6000	\$2.50
200-300-6100	\$2.50
200-300-6200	\$2.50
200-300-6300	\$2.50
200-300-6400	\$2.50
200-300-6500	\$2.50
200-300-6600	\$2.50
200-300-6700	\$2.50
200-300-6800	\$2.50
200-300-6900	\$2.50
200-300-7000	\$2.50
200-300-7100	\$2.50
200-300-7200	\$2.50
200-300-7500	\$2.50
200-300-8500	\$2.50
200-300-8600	\$2.50
200-300-8700	\$2.50
200-300-8800	\$2.50
200-300-8900	\$2.50
200-300-9000	\$2.50
200-311-0200	\$2.50
200-311-0300	\$2.50
200-311-0400	\$2.50
200-311-0500	\$2.50
200-311-0600	\$2.50
200-311-0700	\$2.50
200-311-0800	\$2.50
200-311-0900	\$2.50
200-311-1200	\$2.50
200-311-1300	\$2.50
200-311-1400	\$2.50
200-311-1500	\$2.50
200-311-1600	\$2.50
200-311-1700	\$2.50
200-311-1800	\$2.50
200-311-1900	\$2.50
200-311-2000	\$2.50
200-311-2100	\$2.50
200-311-2300	\$2.50
200-311-2400	\$2.50
200-311-2500	\$2.50
200-311-2600	\$2.50
200-311-2700	\$2.50
200-311-2800	\$2.50

**Borrego Water District
Pest Control Standby Charge
Fund: 6415-03
FY 2022-23 Levy**

APN	FY 2022-23 LEVY
200-311-2900	\$2.50
200-311-3000	\$2.50
200-311-3100	\$2.50
200-311-3200	\$2.50
200-311-3300	\$2.50
200-311-3400	\$2.50
200-311-3500	\$2.50
200-311-3600	\$2.50
200-311-3700	\$2.50
200-311-3800	\$2.50
200-311-3900	\$2.50
200-311-4000	\$2.50
200-311-4100	\$2.50
200-311-4200	\$2.50
200-311-4300	\$2.50
200-311-4400	\$2.50
200-311-4500	\$2.50
200-311-4600	\$2.50
200-312-0100	\$2.50
200-312-0200	\$2.50
200-312-0300	\$2.50
200-312-0400	\$2.50
200-312-0500	\$2.50
200-312-0600	\$2.50
200-312-0700	\$2.50
200-312-0800	\$2.50
200-312-0900	\$2.50
200-312-1000	\$2.50
200-312-1100	\$2.50
200-312-1400	\$2.50
200-312-1500	\$2.50
200-312-1600	\$2.50
200-312-1700	\$2.50
200-312-1800	\$2.50
200-312-2000	\$2.50
200-312-2100	\$2.50
200-312-2200	\$2.50
200-312-2300	\$2.50
200-312-2400	\$2.50
200-312-2500	\$2.50
200-312-2700	\$2.50
200-312-2800	\$2.50
200-312-2900	\$2.50
200-312-3000	\$2.50
200-312-3100	\$2.50
200-312-3200	\$2.50
200-312-3300	\$2.50

**Borrego Water District
Pest Control Standby Charge
Fund: 6415-03
FY 2022-23 Levy**

APN	FY 2022-23 LEVY
200-312-3400	\$2.50
200-312-3500	\$2.50
200-312-3600	\$2.50
200-312-3700	\$2.50
200-312-3800	\$2.50
200-312-4100	\$2.50
200-312-4200	\$2.50
200-312-4300	\$2.50
200-312-4400	\$2.50
200-312-4500	\$2.50
200-312-4600	\$2.50
200-312-4700	\$2.50
200-312-4800	\$2.50
200-320-0100	\$2.50
200-320-0200	\$2.50
200-320-0300	\$2.50
200-320-0400	\$2.50
200-320-0500	\$2.50
200-320-0600	\$2.50
200-320-0700	\$2.50
200-320-0800	\$2.50
200-320-0900	\$2.50
200-320-1000	\$2.50
200-320-1100	\$2.50
200-320-1200	\$2.50
200-320-1300	\$2.50
200-320-1400	\$2.50
200-320-1500	\$2.50
200-320-1600	\$2.50
200-320-1700	\$2.50
200-320-1800	\$2.50
200-320-1900	\$2.50
200-320-2000	\$2.50
200-330-0100	\$2.50
200-330-0200	\$2.50
200-330-0300	\$2.50
200-330-0400	\$2.50
200-330-0500	\$2.50
200-330-0600	\$2.50
200-330-0700	\$2.50
200-330-0800	\$2.50
200-330-0900	\$2.50
200-330-1000	\$2.50
200-330-1100	\$2.50
200-330-1200	\$2.50
200-330-1300	\$2.50
200-330-1400	\$2.50

**Borrego Water District
Pest Control Standby Charge
Fund: 6415-03
FY 2022-23 Levy**

APN	FY 2022-23 LEVY
200-330-1500	\$2.50
200-330-1600	\$2.50
200-330-1700	\$2.50
200-330-1800	\$2.50
200-330-1900	\$2.50
200-330-2000	\$2.50
200-330-2300	\$2.50
200-330-2400	\$2.50
200-330-2700	\$2.50
200-330-2800	\$2.50
200-330-2900	\$2.50
200-330-3300	\$2.50
200-330-3400	\$2.50
200-330-3900	\$2.50
200-330-4000	\$2.50
200-330-5100	\$2.50
200-330-7600	\$2.50
200-330-7700	\$2.50
200-330-7800	\$2.50
200-330-7900	\$2.50
200-330-8000	\$2.50
200-330-8100	\$2.50
200-330-8200	\$2.50
200-330-8300	\$2.50
200-330-8400	\$2.50
200-330-8500	\$2.50
200-340-0100	\$2.50
200-340-0400	\$2.50
200-340-0500	\$2.50
200-340-0600	\$2.50
200-340-0700	\$2.50
200-340-2300	\$2.50
200-340-5300	\$2.50
200-340-5400	\$2.50
200-340-5500	\$2.50
200-340-5600	\$2.50
200-340-5700	\$2.50
200-340-5800	\$2.50
200-340-5900	\$2.50
200-340-6000	\$2.50
200-340-6100	\$2.50
200-340-6200	\$2.50
200-340-6300	\$2.50
200-340-6400	\$2.50
200-340-6500	\$2.50
200-340-6600	\$2.50
200-340-6700	\$2.50

**Borrego Water District
Pest Control Standby Charge
Fund: 6415-03
FY 2022-23 Levy**

APN	FY 2022-23 LEVY
200-340-6800	\$2.50
200-340-6900	\$2.50
200-340-7000	\$2.50
200-340-7100	\$2.50
200-340-7200	\$2.50
200-340-7300	\$2.50
200-340-7400	\$2.50
200-340-7500	\$2.50
200-340-7600	\$2.50
200-340-7700	\$2.50
200-340-7800	\$2.50
200-340-7900	\$2.50
200-340-8000	\$2.50
200-340-8100	\$2.50
200-340-8200	\$2.50
200-340-8300	\$2.50
200-340-8400	\$2.50
200-340-8500	\$2.50
200-340-8600	\$2.50
200-340-8700	\$2.50
200-340-8800	\$2.50
200-340-8900	\$2.50
200-340-9000	\$2.50
200-350-0100	\$2.50
200-350-0200	\$2.50
200-350-0300	\$2.50
200-350-0400	\$2.50
200-350-0500	\$2.50
200-350-0600	\$2.50
200-350-0700	\$2.50
200-350-0800	\$2.50
200-350-0900	\$2.50
200-350-1000	\$2.50
200-350-1100	\$2.50
200-350-1200	\$2.50
200-350-1300	\$2.50
200-350-1400	\$2.50
200-350-1500	\$2.50
200-350-1600	\$2.50
200-350-1700	\$2.50
200-350-1800	\$2.50
200-350-1900	\$2.50
200-350-2000	\$2.50
200-350-2100	\$2.50
200-350-2200	\$2.50
200-350-2300	\$2.50
200-350-2400	\$2.50

**Borrego Water District
Pest Control Standby Charge
Fund: 6415-03
FY 2022-23 Levy**

APN	FY 2022-23 LEVY
200-350-2500	\$2.50
200-350-2600	\$2.50
200-350-2700	\$2.50
200-350-2800	\$2.50
200-350-2900	\$2.50
200-350-3000	\$2.50
200-350-3100	\$2.50
200-350-3200	\$2.50
200-350-3300	\$2.50
200-350-3400	\$2.50
200-350-3500	\$2.50
200-350-3600	\$2.50
200-350-3700	\$2.50
200-350-3800	\$2.50
200-350-3900	\$2.50
200-350-4000	\$2.50
200-350-4100	\$2.50
200-350-4200	\$2.50
200-350-4300	\$2.50
200-350-4400	\$2.50
200-350-4500	\$2.50
200-350-4600	\$2.50
200-350-4700	\$2.50
200-350-4800	\$2.50
200-350-4900	\$2.50
200-350-5000	\$2.50
200-350-5100	\$2.50
200-350-5200	\$2.50
200-350-5300	\$2.50
200-350-5400	\$2.50
200-350-5500	\$2.50
200-350-5600	\$2.50
200-350-5700	\$2.50
200-350-5800	\$2.50
200-350-5900	\$2.50
200-350-6000	\$2.50
200-350-6100	\$2.50
200-350-6200	\$2.50
200-350-6300	\$2.50
200-350-6400	\$2.50
200-350-6500	\$2.50
200-350-6600	\$2.50
200-350-6700	\$2.50
200-360-0100	\$2.50
200-360-0200	\$2.50
200-360-0300	\$2.50
200-360-0400	\$2.50

**Borrego Water District
Pest Control Standby Charge
Fund: 6415-03
FY 2022-23 Levy**

APN	FY 2022-23 LEVY
200-360-0500	\$2.50
200-360-0600	\$2.50
200-360-0700	\$2.50
200-360-0800	\$2.50
200-360-0900	\$2.50
200-360-1000	\$2.50
200-360-1100	\$2.50
200-360-1200	\$2.50
200-360-1300	\$2.50
200-360-1400	\$2.50
200-360-1500	\$2.50
200-360-1600	\$2.50
200-360-1700	\$2.50
200-360-1800	\$2.50
200-370-0100	\$2.50
200-370-0200	\$2.50
200-370-0300	\$2.50
200-370-0400	\$2.50
200-370-0500	\$2.50
200-370-0600	\$2.50
200-370-0700	\$2.50
200-370-0800	\$2.50
200-370-0900	\$2.50
200-370-1000	\$2.50
200-370-1100	\$2.50
200-370-1200	\$2.50
200-370-1300	\$2.50
200-370-1400	\$2.50
200-370-1500	\$2.50
200-370-1600	\$2.50
200-370-1700	\$2.50
200-370-1800	\$2.50
200-370-1900	\$2.50
200-370-2000	\$2.50
200-370-2100	\$2.50
200-370-2200	\$2.50
200-370-2300	\$2.50
200-370-2400	\$2.50
200-370-2500	\$2.50
200-370-2600	\$2.50
200-370-2700	\$2.50
200-370-2800	\$2.50
200-370-2900	\$2.50
200-370-3000	\$2.50
200-370-3100	\$2.50
200-370-3200	\$2.50
200-370-3300	\$2.50

**Borrego Water District
Pest Control Standby Charge
Fund: 6415-03
FY 2022-23 Levy**

APN	FY 2022-23 LEVY
200-370-3400	\$2.50
200-370-3500	\$2.50
200-370-3600	\$2.50
200-370-3800	\$2.50
200-380-0100	\$2.50
200-380-0200	\$2.50
200-380-0300	\$2.50
200-380-0400	\$2.50
200-380-0500	\$2.50
200-380-0600	\$2.50
200-380-0700	\$2.50
200-380-0800	\$2.50
200-380-0900	\$2.50
200-380-1000	\$2.50
200-380-1100	\$2.50
200-380-1200	\$2.50
200-380-1300	\$2.50
200-380-1400	\$2.50
200-380-1500	\$2.50
200-380-1600	\$2.50
200-380-1700	\$2.50
200-380-1800	\$2.50
200-380-1900	\$2.50
200-380-2000	\$2.50
200-380-2100	\$2.50
200-380-2200	\$2.50
200-380-2300	\$2.50
200-380-2400	\$2.50
200-380-2500	\$2.50
200-380-2600	\$2.50
200-380-2700	\$2.50
200-380-2800	\$2.50
200-390-0100	\$2.50
200-390-0200	\$2.50
200-390-0300	\$2.50
200-390-0400	\$2.50
200-390-0500	\$2.50
200-390-0600	\$2.50
200-390-0700	\$2.50
200-390-0800	\$2.50
200-390-0900	\$2.50
200-390-1000	\$2.50
200-390-1100	\$2.50
200-390-1200	\$2.50
200-390-1300	\$2.50
200-390-1400	\$2.50
200-390-1500	\$2.50

**Borrego Water District
Pest Control Standby Charge
Fund: 6415-03
FY 2022-23 Levy**

APN	FY 2022-23 LEVY
200-390-1600	\$2.50
200-390-1700	\$2.50
200-390-1800	\$2.50
200-390-1900	\$2.50
200-390-2000	\$2.50
200-390-2100	\$2.50
200-390-2200	\$2.50
200-390-2300	\$2.50
200-390-2400	\$2.50
200-390-2500	\$2.50
200-390-2600	\$2.50
200-390-2700	\$2.50
200-390-2800	\$2.50
200-390-2900	\$2.50
200-390-3000	\$2.50
200-390-3100	\$2.50
200-390-3200	\$2.50
200-390-3300	\$2.50
200-390-3400	\$2.50
200-390-3500	\$2.50
200-390-3600	\$2.50
200-390-3700	\$2.50
200-390-3800	\$2.50
200-390-3900	\$2.50
200-390-4000	\$2.50
200-390-4100	\$2.50
200-390-4200	\$2.50
200-390-4300	\$2.50
200-390-4400	\$2.50
200-390-4500	\$2.50
200-390-4600	\$2.50
200-400-0100	\$2.50
200-400-0200	\$2.50
200-400-0300	\$2.50
200-400-0400	\$2.50
200-400-0500	\$2.50
200-400-0600	\$2.50
200-400-0700	\$2.50
200-400-0800	\$2.50
200-400-0900	\$2.50
200-400-1000	\$2.50
200-400-1100	\$2.50
200-400-1200	\$2.50
200-400-1300	\$2.50
200-400-1500	\$2.50
200-400-1600	\$2.50
200-400-1700	\$2.50

**Borrego Water District
Pest Control Standby Charge
Fund: 6415-03
FY 2022-23 Levy**

APN	FY 2022-23 LEVY
200-400-1800	\$2.50
200-400-1900	\$2.50
200-400-2000	\$2.50
200-400-2100	\$2.50
200-400-2200	\$2.50
200-400-2300	\$2.50
200-400-2400	\$2.50
200-400-2600	\$2.50
200-400-2900	\$2.50
200-400-3000	\$2.50
200-400-3100	\$2.50
200-400-3200	\$2.50
200-400-3300	\$2.50
200-400-3400	\$2.50
200-400-3500	\$2.50
200-400-3600	\$2.50
200-400-3700	\$2.50
200-400-3800	\$2.50
200-400-3900	\$2.50
200-400-4000	\$2.50
200-400-4100	\$2.50
200-400-4200	\$2.50
200-400-4300	\$2.50
200-400-4400	\$2.50
200-400-4500	\$2.50
200-400-4600	\$2.50
200-400-4700	\$2.50
200-400-4800	\$2.50
200-400-4900	\$2.50
200-400-5100	\$2.50
200-400-5200	\$2.50
200-400-5300	\$2.50
200-400-5400	\$2.50
200-400-5500	\$2.50
200-400-5600	\$2.50
200-400-6000	\$2.50
200-400-6100	\$2.50
200-401-0100	\$2.50
200-401-0200	\$2.50
200-401-0300	\$2.50
200-401-0400	\$2.50
200-401-0500	\$2.50
200-401-0600	\$2.50
200-401-0800	\$2.50
200-401-0900	\$2.50
200-401-1000	\$2.50
200-401-1100	\$2.50

**Borrego Water District
Pest Control Standby Charge
Fund: 6415-03
FY 2022-23 Levy**

APN	FY 2022-23 LEVY
200-401-1200	\$2.50
200-401-1300	\$2.50
200-401-1400	\$2.50
200-401-1500	\$2.50
200-401-1600	\$2.50
200-401-1700	\$2.50
200-401-1800	\$2.50
200-401-1900	\$2.50
200-401-2000	\$2.50
200-401-2100	\$2.50
200-401-2200	\$2.50
200-401-2300	\$2.50
200-401-2400	\$2.50
200-401-2500	\$2.50
200-401-2600	\$2.50
200-401-2700	\$2.50
200-401-2800	\$2.50
200-401-2900	\$2.50
200-401-3000	\$2.50
200-401-3100	\$2.50
200-401-3200	\$2.50
200-401-3300	\$2.50
200-401-3400	\$2.50
200-401-3500	\$2.50
200-401-3600	\$2.50
200-401-3700	\$2.50
200-401-3800	\$2.50
200-401-3900	\$2.50
200-401-4000	\$2.50
200-401-4100	\$2.50
200-401-4200	\$2.50
200-401-4400	\$2.50
200-401-4500	\$2.50
200-401-4600	\$2.50
200-401-4700	\$2.50
200-401-4800	\$2.50
200-401-5000	\$2.50
200-401-5100	\$2.50
200-401-5500	\$2.50
200-401-5600	\$2.50
200-401-5700	\$2.50
200-401-5800	\$2.50
200-401-5900	\$2.50
200-401-6000	\$2.50
200-401-6100	\$2.50
200-401-6200	\$2.50
200-401-6300	\$2.50

**Borrego Water District
 Pest Control Standby Charge
 Fund: 6415-03
 FY 2022-23 Levy**

APN	FY 2022-23 LEVY
200-401-6400	\$2.50
200-401-6900	\$2.50
200-401-7000	\$2.50
760-204-0100	\$2.50
760-204-5300	\$2.50
Total Number of Parcels Taxed	4,705
Total FY 2022-23 Levy	\$17,850.00

Exhibit D

ID No. 3 Water Standby Charge

Fund # 6415-04



**FIXED CHARGE LEVY
FISCAL YEAR 2022-2023**

**Borrego Water District
ID No. 3 - Water Standby Charge
Fund: 6415-04
FY 2022-23 Levy**

APN	FY 2022-23 LEVY
200-051-0100	\$37.70
200-051-0200	\$37.70
200-051-0300	\$37.70
200-051-0400	\$37.70
200-051-0600	\$37.70
200-051-0700	\$37.70
200-051-0900	\$37.70
200-051-1200	\$37.70
200-051-1300	\$37.70
200-051-1400	\$37.70
200-061-0100	\$37.70
200-061-0300	\$37.70
200-061-0400	\$37.70
200-061-0500	\$37.70
200-061-0600	\$37.70
200-061-0700	\$37.70
200-061-0800	\$37.70
200-061-0900	\$37.70
200-061-1000	\$37.70
200-061-1100	\$37.70
200-061-1200	\$37.70
200-061-1300	\$37.70
200-061-1400	\$37.70
200-061-1500	\$37.70
200-061-1600	\$37.70
200-061-1700	\$37.70
200-061-1800	\$37.70
200-061-1900	\$37.70
200-061-2000	\$37.70
200-061-2100	\$37.70
200-061-2200	\$37.70
200-061-2300	\$37.70
200-061-2400	\$37.70
200-061-2500	\$37.70
200-061-2600	\$37.70
200-061-2700	\$37.70
200-061-2800	\$37.70
200-061-2900	\$37.70
200-061-3000	\$37.70
200-061-3100	\$37.70
200-061-3200	\$37.70
200-061-3300	\$37.70
200-061-3400	\$37.70
200-061-3500	\$37.70
200-061-3800	\$37.70
200-061-3900	\$37.70
200-061-4500	\$37.70

Borrego Water District
ID No. 3 - Water Standby Charge
Fund: 6415-04
FY 2022-23 Levy

APN	FY 2022-23 LEVY
200-061-4600	\$37.70
200-061-4700	\$37.70
200-061-4800	\$37.70
200-061-4900	\$37.70
200-061-5000	\$37.70
200-061-5100	\$37.70
200-061-5200	\$37.70
200-061-5300	\$37.70
200-061-5400	\$37.70
200-061-5500	\$37.70
200-061-5600	\$37.70
200-061-5700	\$37.70
200-061-5800	\$37.70
200-061-5900	\$37.70
200-061-6000	\$37.70
200-061-6100	\$37.70
200-061-6200	\$37.70
200-061-6300	\$37.70
200-061-6400	\$37.70
200-061-6500	\$37.70
200-061-6600	\$37.70
200-061-6700	\$37.70
200-061-6800	\$37.70
200-061-6900	\$37.70
200-061-7000	\$37.70
200-061-7100	\$37.70
200-061-7200	\$37.70
200-061-7300	\$37.70
200-061-7400	\$37.70
200-061-7500	\$37.70
200-061-7600	\$37.70
200-061-7700	\$37.70
200-063-0100	\$37.70
200-063-0200	\$37.70
200-063-0300	\$37.70
200-063-0400	\$37.70
200-063-0500	\$37.70
200-063-0600	\$37.70
200-063-0700	\$37.70
200-063-0800	\$37.70
200-063-0900	\$37.70
200-063-1000	\$37.70
200-063-1100	\$37.70
200-063-1200	\$37.70
200-063-1300	\$37.70
200-063-1400	\$37.70
200-063-1500	\$37.70

Borrego Water District
ID No. 3 - Water Standby Charge
Fund: 6415-04
FY 2022-23 Levy

APN	FY 2022-23 LEVY
200-063-1600	\$37.70
200-063-1700	\$37.70
200-063-1800	\$37.70
200-063-1900	\$37.70
200-063-2101	\$37.70
200-063-2102	\$37.70
200-063-2200	\$37.70
200-063-2500	\$37.70
200-063-2600	\$37.70
200-063-2700	\$37.70
200-063-2800	\$37.70
200-063-2900	\$37.70
200-063-3000	\$37.70
200-063-3100	\$37.70
200-063-3200	\$37.70
200-063-3300	\$37.70
200-063-3400	\$37.70
200-063-3500	\$37.70
200-063-3600	\$37.70
200-063-3700	\$37.70
200-063-3800	\$37.70
200-063-3900	\$37.70
200-063-4000	\$37.70
200-063-4100	\$37.70
200-063-4200	\$37.70
200-063-4300	\$37.70
200-063-4400	\$37.70
200-067-0300	\$37.70
200-090-0100	\$37.70
200-090-0200	\$37.70
200-090-1000	\$37.70
200-090-1100	\$37.70
200-090-2300	\$37.70
200-090-2600	\$37.70
200-090-2800	\$37.70
200-090-3300	\$37.70
200-090-3400	\$37.70
200-090-3600	\$37.70
200-090-3900	\$37.70
200-090-4000	\$37.70
200-090-4100	\$37.70
200-090-4200	\$37.70
200-090-4300	\$37.70
200-090-4400	\$37.70
200-090-4600	\$37.70
200-090-5200	\$37.70
200-090-6500	\$20,150.00

Borrego Water District
ID No. 3 - Water Standby Charge
Fund: 6415-04
FY 2022-23 Levy

APN	FY 2022-23 LEVY
200-100-0500	\$37.70
200-100-0600	\$37.70
200-100-0700	\$37.70
200-100-0800	\$37.70
200-100-0900	\$37.70
200-100-1000	\$37.70
200-100-1300	\$37.70
200-100-1800	\$37.70
200-100-1900	\$37.70
200-100-2000	\$37.70
200-100-2100	\$37.70
200-100-2200	\$37.70
200-100-2300	\$37.70
200-100-2400	\$37.70
200-100-2500	\$37.70
200-100-2600	\$37.70
200-100-2700	\$37.70
200-100-2800	\$37.70
200-100-2900	\$37.70
200-100-3000	\$37.70
200-100-3100	\$37.70
200-100-3200	\$37.70
200-100-3400	\$37.70
200-120-3300	\$37.70
200-221-0100	\$37.70
200-221-0200	\$37.70
200-221-0300	\$37.70
200-221-0400	\$37.70
200-221-0500	\$37.70
200-221-0600	\$37.70
200-221-0700	\$37.70
200-221-0800	\$37.70
200-221-0900	\$37.70
200-221-1000	\$37.70
200-221-1100	\$37.70
200-221-1200	\$37.70
200-221-1300	\$37.70
200-221-1400	\$37.70
200-221-1500	\$37.70
200-221-1600	\$37.70
200-221-1700	\$37.70
200-221-1800	\$37.70
200-221-1900	\$37.70
200-222-0100	\$37.70
200-222-0200	\$37.70
200-222-0300	\$37.70
200-222-0400	\$37.70

**Borrego Water District
ID No. 3 - Water Standby Charge
Fund: 6415-04
FY 2022-23 Levy**

APN	FY 2022-23 LEVY
200-222-0500	\$37.70
200-222-0600	\$37.70
200-222-0700	\$37.70
200-222-0800	\$37.70
200-222-0900	\$37.70
200-222-1000	\$37.70
200-222-1100	\$37.70
200-223-0300	\$37.70
200-223-0400	\$37.70
200-223-0500	\$37.70
200-223-0600	\$37.70
200-223-0700	\$37.70
200-223-0800	\$37.70
200-223-0900	\$37.70
200-223-1000	\$37.70
200-223-1100	\$37.70
200-223-1200	\$37.70
200-223-1300	\$37.70
200-223-1400	\$37.70
200-223-1500	\$37.70
200-223-1600	\$37.70
200-223-1700	\$37.70
200-223-1800	\$37.70
200-223-1900	\$37.70
200-231-0100	\$37.70
200-231-0200	\$37.70
200-231-0300	\$37.70
200-231-0400	\$37.70
200-231-0500	\$37.70
200-231-0600	\$37.70
200-231-0700	\$37.70
200-231-0800	\$37.70
200-231-0900	\$37.70
200-232-0100	\$37.70
200-232-0200	\$37.70
200-232-0300	\$37.70
200-232-0600	\$37.70
200-232-0700	\$37.70
200-232-0800	\$37.70
200-232-0900	\$37.70
200-232-1200	\$37.70
200-232-1300	\$37.70
200-232-1400	\$37.70
200-233-0100	\$37.70
200-233-0200	\$37.70
200-233-0300	\$37.70
200-233-0400	\$37.70

**Borrego Water District
ID No. 3 - Water Standby Charge
Fund: 6415-04
FY 2022-23 Levy**

APN	FY 2022-23 LEVY
200-233-0500	\$37.70
200-233-0600	\$37.70
200-233-0700	\$37.70
200-233-0800	\$37.70
200-233-0900	\$37.70
200-233-1000	\$37.70
200-233-1100	\$37.70
200-233-1200	\$37.70
200-233-1300	\$37.70
200-233-1400	\$37.70
200-233-1500	\$37.70
200-233-1600	\$37.70
200-233-1700	\$37.70
200-233-1800	\$37.70
200-233-1900	\$37.70
200-233-2000	\$37.70
200-233-2100	\$37.70
200-233-2200	\$37.70
200-233-2300	\$37.70
200-233-2400	\$37.70
200-233-2500	\$37.70
200-233-2800	\$37.70
200-233-2900	\$37.70
200-233-3000	\$37.70
200-233-3100	\$37.70
200-233-3200	\$37.70
200-233-3300	\$37.70
200-233-3400	\$37.70
200-241-0100	\$37.70
200-241-0200	\$37.70
200-241-0300	\$37.70
200-241-0700	\$37.70
200-241-0800	\$37.70
200-241-0900	\$37.70
200-242-0100	\$37.70
200-242-0200	\$37.70
200-242-0300	\$37.70
200-242-0400	\$37.70
200-243-0100	\$37.70
200-243-0200	\$37.70
200-243-0300	\$37.70
200-243-0400	\$37.70
200-243-0500	\$37.70
200-243-0600	\$37.70
200-243-0700	\$37.70
200-243-0800	\$37.70
200-243-0900	\$37.70

**Borrego Water District
ID No. 3 - Water Standby Charge
Fund: 6415-04
FY 2022-23 Levy**

APN	FY 2022-23 LEVY
200-243-1000	\$37.70
200-243-1100	\$37.70
200-243-1200	\$37.70
200-244-0100	\$37.70
200-244-0200	\$37.70
200-244-0300	\$37.70
200-244-0400	\$37.70
200-244-0500	\$37.70
200-244-0600	\$37.70
200-244-0700	\$37.70
200-244-0800	\$37.70
200-244-0900	\$37.70
200-244-1000	\$37.70
200-244-1100	\$37.70
200-244-1200	\$37.70
200-244-1300	\$37.70
200-244-1400	\$37.70
200-244-1500	\$37.70
200-244-1600	\$37.70
200-245-0100	\$37.70
200-245-0200	\$37.70
200-245-0300	\$37.70
200-245-0400	\$37.70
200-245-0500	\$37.70
200-245-0600	\$37.70
200-245-0700	\$37.70
200-251-0100	\$37.70
200-251-0200	\$37.70
200-251-0300	\$37.70
200-251-0400	\$37.70
200-251-0500	\$37.70
200-251-0600	\$37.70
200-251-0700	\$37.70
200-252-0100	\$37.70
200-252-0200	\$37.70
200-252-0300	\$37.70
200-252-0400	\$37.70
200-253-0100	\$37.70
200-253-0200	\$37.70
200-253-0300	\$37.70
200-253-0400	\$37.70
200-253-0500	\$37.70
200-253-0600	\$37.70
200-253-0700	\$37.70
200-253-0800	\$37.70
200-253-0900	\$37.70
200-253-1000	\$37.70

**Borrego Water District
ID No. 3 - Water Standby Charge
Fund: 6415-04
FY 2022-23 Levy**

APN	FY 2022-23 LEVY
200-253-1400	\$37.70
200-254-0100	\$37.70
200-254-0200	\$37.70
200-254-0300	\$37.70
200-254-0400	\$37.70
200-254-0500	\$37.70
200-254-0600	\$37.70
200-254-0700	\$37.70
200-254-0800	\$37.70
200-254-0900	\$37.70
200-254-1000	\$37.70
200-254-1100	\$37.70
200-254-1200	\$37.70
200-254-1300	\$37.70
200-254-1400	\$37.70
200-254-1500	\$37.70
200-254-1600	\$37.70
200-254-1700	\$37.70
200-255-0100	\$37.70
200-255-0200	\$37.70
200-255-0300	\$37.70
200-255-0400	\$37.70
200-255-0500	\$37.70
200-255-0600	\$37.70
200-255-0700	\$37.70
200-256-0100	\$37.70
200-256-0200	\$37.70
200-256-0300	\$37.70
200-256-0400	\$37.70
200-256-0500	\$37.70

Total Number of Parcels Taxed	359
Total FY 2022-23 Levy	\$33,646.60

**BORREGO WATER DISTRICT
POLICY STATEMENT**

SUBJECT: STATEMENT OF INVESTMENT POLICY

NO: 1994-03-01

ADOPTED: March 16, 1994	AMENDED: July 28, 2010
AMENDED: December 20, 1995	AMENDED: July 27, 2011
AMENDED: January 22, 1997	AMENDED: June 27, 2012
AMENDED: September 23, 1998	AMENDED: June 26, 2013
AMENDED: January 27, 1999	AMENDED: June 25, 2014
AMENDED: March 29, 2000	AMENDED: June 24, 2015
AMENDED: January 29, 2003	AMENDED: July 19, 2016
AMENDED: February 26, 2004	AMENDED: July 26, 2017
AMENDED: February 23, 2005	AMENDED: July 19, 2018
AMENDED: February 22, 2006	AMENDED: June 24, 2019
AMENDED: February 28, 2007	AMENDED: June 23, 2020
AMENDED: February 27, 2008	AMENDED: June 22, 2021
AMENDED: July 22, 2009	AMENDED: June 28, 2022
AMENDED: February 25, 2009	

RESOLUTION NO. 2022-06-03

***RESOLUTION OF THE BOARD OF DIRECTORS OF THE
BORREGO WATER DISTRICT RESTATING AND
ADOPTING A STATEMENT OF INVESTMENT POLICY***

WHEREAS, the Board of Directors (“Board”) of the Borrego Water District (the “District”) desires to rescind Resolution No. 2012-6-3 dated June 27, 2012 and adopt an Annual Statement of Investment Policy;

NOW, THEREFORE, BE IT RESOLVED by the Board of Directors of the Borrego Water District that the following is the investment policy of the Borrego Water District:

INVESTMENT POLICY:

1. Annual Statement of Investment Policy:

In accordance with the California Government Code, the District Treasurer will render an annual statement of investment policy to the Board of Directors. The Board will review and affirm or amend the policy at that time.

2. Investment Objectives:

a. Safety: It is the primary duty and responsibility of the Treasurer to protect, preserve and maintain the cash and investments placed in his trust on behalf of the citizens of the community.

- b. **Liquidity:** an adequate percentage of the portfolio should be maintained in liquid short-term securities, which can be converted to cash if necessary to meet disbursement requirements.
- c. **Yield:** Yield should become a consideration only after the basic requirements of safety and liquidity have been met.

3. **Investment Policy:**

- a. **Collateralization:** The District requires banks or savings and loans to collateralize investments in excess of FDIC amounts, currently insured up to \$250,000, with government securities valued at 110% of the amount of deposit with said bank or savings and loan. Said collateral is to be held in an independent safekeeping account in the District's name.

b. **Authorized Investments and Portfolio Limits:**

- 1) Local Agency Investment Fund: District money may be invested in the Local Agency Investment Fund (LAIF) in accordance with Section 16429.1 of the Government Code. Such deposits shall not exceed 98% of the District's total available investment capital. Total investment capital is defined to be all bank accounts plus the District's Direct Investments with the Local Agency Investment Fund.
 - 2) FDIC Insured Institutions' Certificates of Deposit and Savings Accounts: District investments shall not exceed 95% of the District's total investment capital or more than 75% in a single FDIC-insured financial institution unless provision 4), below is used.
 - 3) U.S. Government Bills, Notes, Bonds and Overnight Money Market Funds which invest entirely in U.S. Government Bills, Notes and Bonds: The limit in the amount of the investment portfolio in these instruments is 20%, maturity will be limited to a maximum of five years.
 - 4) Certificates of Deposit, Account Registry Services (CDARS): The Board may divert 95% of its' investments to a financial institution which provides CDARS. All of the CDARS investments shall be FDIC insured.
- c. **Treasurer's Reports:** The Treasurer shall provide a quarterly report showing the type of investment, issuer, maturity, par and dollar amount, market value of portfolio and source of the valuation. The Quarterly Report may list Money Market Funds and funds in the State of California Local Agency Investment Fund (LAIF) as cash. The Quarterly Report shall state the compliance of the portfolio with the Statement of Investment Policy and the Borrego Water District's ability to meet its expenditure requirement for the next six months.

RESOLUTION NO. 2022-06-04

RESOLUTION OF THE BOARD OF DIRECTORS OF THE BORREGO WATER DISTRICT, SAN DIEGO COUNTY, CALIFORNIA, LEVYING STANDBY CHARGES AND/OR ACREAGE ASSESSMENTS TO DEFRAY THE COST OF OPERATIONS AND MAINTENANCE OF THE DISTRICT AND REQUESTING THE LEVY AND COLLECTION OF SAID STANDBY CHARGES AND/OR ACREAGE ASSESSMENTS ON LAND WITHIN THE DISTRICT FOR THE FISCAL YEAR 2022-2023

WHEREAS, *Section 35470* of the Water Code of the State of California provides that a California Water District may in lieu, in whole, or in part, of raising funds for District purposes by ad valorem assessments, levy standby charges and/or acreage assessments on land to defray the cost of operations and maintenance and for any lawful district purpose; and

WHEREAS, the Board of Directors has determined that it is deemed advisable and necessary to fix and levy standby charges and/or acreage assessments for the purpose of defraying certain operations and maintenance costs for the Fiscal Year 2022-20223

NOW, THEREFORE, the Board of Directors of Borrego Water District **DOES HEREBY RESOLVE, DETERMINE AND ORDER** as follows:

SECTION 1. There is hereby fixed standby charges and/or acreage assessments in the amounts on land within the District as shown on Exhibit A attached hereto and made a part hereof to defray the cost of operations and maintenance for the Fiscal Year 2022-2023. This Board of Directors hereby determines that said standby charges and/or acreage assessments in an amount not exceeding the assessments set forth in Exhibit A was existing prior to July 1, 1997 and that said assessments are exempt from the provisions of Article XIID of the Constitution of the State of California. After adoption of this Resolution, the General Manager, or designee, may make any necessary modifications to these charges to correct any errors, omissions or inconsistencies in the listing or in the amount to be charged based on changes from the final 2022 County of San Diego Assessor's Roll.

SECTION 2. Pursuant to *Section 35479* of the Water Code, the Board of Supervisors of the County of San Diego is hereby requested at the time and manner of levying other County taxes to make levies in the amounts on land within the District, as shown on Exhibit A, and cause to be collected the amounts specified therein.

SECTION 3. The Secretary of the District is hereby directed to submit to the Board of Supervisors and the Auditor/Controller of the County of San Diego a certified copy of this Resolution along with other documents as may be required.

ADOPTED, SIGNED AND APPROVED this 28th day of June, 2022.

President of the Board of Directors of
Borrego Water District

ATTEST:

Secretary of the Board of Directors of
Borrego Water District

STATE OF CALIFORNIA)
) ss.
COUNTY OF SAN DIEGO)

I, Dave Duncan, Secretary of the Board of Directors of the Borrego Water District, do hereby certify that the foregoing resolution was duly adopted by the Board of Directors of said District at a regular meeting held on the 28th day of June, 2022, and that it was so adopted by the following vote:

AYES: DIRECTORS:

NOES: DIRECTORS:

ABSENT: DIRECTORS:

ABSTAIN: DIRECTORS:

Dave Duncan, Secretary of the Board of Directors of
Borrego Water District

STATE OF CALIFORNIA)
) ss.
COUNTY OF SAN DIEGO)

I, Dave Duncan, Secretary of the Board of Directors of the Borrego Water District, do hereby certify that the above and foregoing is a full, true and correct copy of RESOLUTION NO. 2022-06-04, of said Board, and that the same has not been amended or repealed.

Dated: June 28, 2022

Dave Duncan, Secretary of the Board of Directors of
Borrego Water District

RESOLUTION NO. 2022-06-05

RESOLUTION OF THE BOARD OF DIRECTORS OF THE BORREGO WATER DISTRICT, SAN DIEGO COUNTY, CALIFORNIA, LEVYING STANDBY CHARGES AND/OR ACREAGE ASSESSMENTS TO DEFRAY THE COSTS OF OPERATIONS AND MAINTENANCE OF THE DISTRICT, AND TO PAY COSTS OF OPERATIONS AND MAINTENANCE FOR IMPROVEMENT DISTRICT NO. 1 AND REQUESTING THE LEVY AND COLLECTION OF SAID STANDBY CHARGES AND/OR ACREAGE ASSESSMENTS ON CERTAIN LAND IN IMPROVEMENT DISTRICT NO. 1 FOR THE FISCAL YEAR 2022-2023.

WHEREAS, Improvement District No. 1 of the Borrego Water District was formed for the purpose of providing water, sewer and flood control service to the lands and inhabitants of the Improvement District and for said purpose water, sewer and flood control systems have been constructed for the benefit of said Improvement District; and

WHEREAS, by reason of the construction of said water, sewer and flood control systems, water, sewer and flood control service is now and will be available to lands therein and said water, sewer and flood control systems are a benefit to the lands lying within said Improvement District; and

WHEREAS, *Section 35470* of the Water Code of the State of California provides that a California Water District may in lieu, in whole, or in part, of raising funds for District purposes by ad valorem assessments, levy standby charges and/or acreage assessments on land, to defray the cost of operations and maintenance and for any lawful district purpose; and

WHEREAS, matters have been presented to and considered by the Board of Directors relating to the financial requirements of said Improvement District; and

WHEREAS, the Board of Directors has determined that it is deemed advisable and necessary to fix and levy standby charges and/or acreage assessments within Improvement District No. 1 for the purpose of paying certain operations and maintenance costs and the payment of a portion of the debt service on bonds of Improvement District No. 1 for the Fiscal Year 2022-2023;

NOW, THEREFORE, the Board of Directors of the Borrego Water District hereby **RESOLVE, DETERMINE AND ORDER** as follows:

SECTION 1. There is hereby fixed standby charges and/or acreage assessments in the amounts on land within Improvement District No. 1 as shown on Exhibit A attached hereto and made a part hereof for the payment of the cost of operation and maintenance for said Improvement District No. 1 for the Fiscal Year 2022-2023. This Board of Directors hereby determines that said standby charges and/or acreage assessments in an amount not exceeding the assessments set forth in Exhibit A was existing prior to July 1, 1997 and that said assessments are exempt from the provisions of Article XIII D of the Constitution of the State of California. After adoption of this Resolution, the General Manager, or designee, may make any necessary modifications to these charges to correct any errors,

omissions or inconsistencies in the listing or in the amount to be charged based on changes from the final 2021 County of San Diego Assessor's Roll.

SECTION 2. Pursuant to *Section 35479* of the Water Code, the Board of Supervisors is requested at the time and manner of levying other County taxes to make levies in the amounts on said lots within Improvement District No. 1 as shown on Exhibit A and cause to be collected the amounts specified therein.

SECTION 3. The Secretary of the District is hereby directed to submit to the County Board of Supervisors and the County Auditor/Controller a certified copy of this Resolution along with other documents as may be required.

ADOPTED, SIGNED AND APPROVED this 28th day of June 2022.

President of the Board of Directors of
Borrego Water District

ATTEST:

Secretary of the Board of Directors of
Borrego Water District

STATE OF CALIFORNIA)
) ss.
COUNTY OF SAN DIEGO)

I, Dave Duncan, Secretary of the Board of Directors of the Borrego Water District, do hereby certify that the foregoing resolution was duly adopted by the Board of Directors of said District at a regular meeting held on the 28th day of June 2022, and that it was so adopted by the following vote:

AYES: DIRECTORS:

NOES: DIRECTORS:

ABSENT: DIRECTORS:

ABSTAIN: DIRECTORS:

Secretary of the Board of Directors of Borrego Water District

STATE OF CALIFORNIA)
) ss.
COUNTY OF SAN DIEGO)

I, Dave Duncan, Secretary of the Board of Directors of the Borrego Water District, do hereby certify that the above and foregoing is a full, true and correct copy of RESOLUTION NO. 2022-06-05, of said Board, and that the same has not been amended or repealed.

Dated: June 22, 2022

Secretary of the Board of Directors of Borrego Water District

RESOLUTION NO. 2022-06-06

RESOLUTION OF THE BOARD OF DIRECTORS OF THE BORREGO WATER DISTRICT, SAN DIEGO COUNTY, CALIFORNIA, LEVYING CHARGES AND/OR ACREAGE ASSESSMENTS TO DEFRAY THE COST OF PROVIDING PEST CONTROL SERVICES BY THE DISTRICT AND REQUESTING LEVY AND COLLECTION OF SAID CHARGES AND/OR ACREAGE ASSESSMENTS FOR THE FISCAL YEAR 2022-2023

WHEREAS, *Section 35565.5* of the Water Code of the State of California provides that a California Water District may, in the manner as provided in Section 35470 of the Water Code, in lieu, in whole or in part, of raising funds for District purposes by ad valorem assessments, levy charges and/or acreage assessments on land within the District to defray the cost of mosquito abatement and vector control services; and

WHEREAS, the Board of Directors has determined that it is deemed advisable and necessary to fix and levy charges and/or acreage assessments for the purpose of defraying the cost of providing mosquito abatement and vector control services for the Fiscal Year 2022-2023.

NOW, THEREFORE, the Board of Directors of Borrego Water District **DOES HEREBY RESOLVE, DETERMINE AND ORDER** as follows:

SECTION 1. There is hereby fixed charges and/or acreage assessments in the amounts on land within the District as shown on Exhibit A attached hereto and made a part hereof to provide pest control services for the Fiscal Year 2022-2023. This Board of Directors hereby determines that said standby charges and/or acreage assessments in an amount not exceeding the assessments set forth in Exhibit A was existing prior to July 1, 1997 and that said assessments are exempt from the provisions of Article XIID of the Constitution of the State of California. After adoption of this Resolution, the General Manager, or designee, may make any necessary modifications to these charges to correct any errors, omissions or inconsistencies in the listing or in the amount to be charged based on changes from the final 2021 County of San Diego Assessor's Roll.

SECTION 2. Pursuant to Section 35479 of the Water Code, the Board of Supervisors of the County of San Diego is hereby requested at the time and manner of levying other County taxes to make levies in the amounts on land within the District, as shown on Exhibit A, and cause to be collected the amounts specified therein.

SECTION 3. The Secretary of the District is hereby directed to submit to the Board of Supervisors and the Auditor/Controller of the County of San Diego a certified copy of this Resolution.

ADOPTED, SIGNED AND APPROVED this 28th day of June, 2022.

President of the Board of Directors
Of Borrego Water District

ATTEST:

Secretary of the Board of Directors of
Borrego Water District

STATE OF CALIFORNIA)
) ss.
COUNTY OF SAN DIEGO)

I, Dave Duncan, Secretary of the Board of Directors of the Borrego Water District, do hereby certify that the foregoing resolution was duly adopted by the Board of Directors of said District at a regular meeting held on the 28th day of June 2022, and that it was so adopted by the following vote:

AYES: DIRECTORS:

NOES: DIRECTORS:

ABSENT: DIRECTORS:

ABSTAIN: DIRECTORS:

Secretary of the Board of Directors
Of Borrego Water District

STATE OF CALIFORNIA)
) ss.
COUNTY OF SAN DIEGO)

I, Dave Duncan, Secretary of the Board of Directors of the Borrego Water District, do hereby certify that the above and foregoing is a full, true and correct copy of RESOLUTION NO. 2022-06-06, of said Board, and that the same has not been amended or repealed.

Dated: June 28, 2022

Secretary of the Board of Directors
Of Borrego Water District

RESOLUTION NO. 2022-06-07

RESOLUTION OF THE BOARD OF DIRECTORS OF THE BORREGO WATER DISTRICT, SAN DIEGO COUNTY, CALIFORNIA, LEVYING STANDBY CHARGES AND/OR ACREAGE ASSESSMENTS TO DEFRAY THE COST OF OPERATING AND MAINTAINING THE WATER FACILITIES WITHIN IMPROVEMENT DISTRICT NO. 3 OF THE DISTRICT AND REQUESTING THE LEVY AND COLLECTION OF SAID STANDBY CHARGES AND/OR ACREAGE ASSESSMENTS FOR THE FISCAL YEAR 2022-2023

WHEREAS, Improvement District No. 3 of the Borrego Water District was formed for the purpose of providing water service to the lands and inhabitants of the Improvement District; and

WHEREAS, by reason of the acquisition of the water system, water service is now and will be available to lands therein and said water system is a benefit to the lands lying within said Improvement District; and

WHEREAS, *Section 35470* of the Water Code of the State of California, provides that a California Water District may in lieu, in whole, or in part, of raising funds for District purposes by ad valorem assessments, levy standby charges and/or acreage assessments to defray the cost of operations and maintenance and for any lawful district purpose; and

WHEREAS, matters have been presented to and considered by the Board of Directors relating to the financial requirements of said Improvement District; and

WHEREAS, the Board of Directors has determined that it is deemed advisable and necessary to fix and levy standby charges and/or acreage assessments within Improvement District No. 3 of the District to defray the cost of operations and maintenance of the water facilities within Improvement District No. 3 for the Fiscal Year 2022-2023.

NOW, THEREFORE, the Board of Directors of Borrego Water District **DOES HEREBY RESOLVE, DETERMINE AND ORDER** as follows:

SECTION 1. There is hereby fixed standby charges and/or acreage assessments in the amounts on land within Improvement District No. 3 as more fully described in Exhibit A attached hereto and made a part hereof to defray the cost of operations and maintenance for Improvement District No. 3 for the Fiscal Year 2022-2023. This Board of Directors hereby determines that said standby charges and/or acreage assessments in an amount not exceeding the assessments set forth in Exhibit A was existing prior to July 1, 1997 and that said assessments are exempt from the provisions of Article XIII D of the Constitution of the State of California. After adoption of this Resolution, the General Manager, or designee, may make any necessary modifications to these charges to correct any errors, omissions or inconsistencies in the listing or in the amount to be charged based on changes from the final 2021 County of San Diego Assessor's Roll.

SECTION 2. Pursuant to *Section 35479* of the Water Code, the Board of Supervisors of the County of San Diego is hereby requested at the time and manner of levying other County taxes to make

levies in the amounts on land within Improvement District No. 3, shown on Exhibit A, and cause to be collected the amounts specified therein.

SECTION 3. The Secretary of the District is hereby directed to submit to the Board of Supervisors and the Auditor/Controller of the County of San Diego a certified copy of this Resolution along with other documents as may be required.

ADOPTED, SIGNED AND APPROVED this 28th day of June 2022.

President of the Board of Directors of
Borrego Water District

ATTEST:

Secretary of the Board of Directors of
Borrego Water District

STATE OF CALIFORNIA)
) ss.
COUNTY OF SAN DIEGO)

I, Dave Duncan, Secretary of the Board of Directors of the Borrego Water District, do hereby certify that the foregoing resolution was duly adopted by the Board of Directors of said District at a regular meeting held on the 28th day of June 2022, and that it was so adopted by the following vote:

AYES: DIRECTORS:
NOES: DIRECTORS:
ABSENT: DIRECTORS:
ABSTAIN: DIRECTORS:

Secretary of the Board of Directors
Of Borrego Water District

STATE OF CALIFORNIA)
) ss.
COUNTY OF SAN DIEGO)

I, Dave Duncan, Secretary of the Board of Directors of the Borrego Water District, do hereby certify that the above and foregoing is a full, true and correct copy of RESOLUTION NO. 2022-06-07 of said Board, and that the same has not been amended or repealed.

Dated: June 28, 2022

Secretary of the Board of Directors
Of Borrego Water District

RESOLUTION NO. 2022-06-08

RESOLUTION OF THE BOARD OF DIRECTORS OF THE BORREGO WATER DISTRICT ACTING AS THE LEGISLATIVE BODY OF COMMUNITY FACILITIES DISTRICT NO. 2017-1 OF THE BORREGO WATER DISTRICT AUTHORIZING THE LEVY OF SPECIAL TAXES WITHIN COMMUNITY FACILITIES DISTRICT NO. 2017-1 FOR THE FISCAL YEAR 2022-2023

WHEREAS, the Borrego Water District (the “District”) previously established Community Facilities District No. 2017-1 of the Borrego Water District (“CFD No. 2017-1”) pursuant to the terms and provisions of the Mello-Roos Community Facilities Act of 1982, as amended; and

WHEREAS, the Board of Directors of the District acting as the legislative body of CFD No. 2017-1 is authorized pursuant to Resolution No. 2017-04-08 adopted April 18, 2017 (the “Resolution of Formation”) and Ordinance No. 17-01 adopted by the Board of Directors of the District on 17-01 (the “Ordinance”), to levy a special tax sufficient to pay principal, interest, other periodic costs and administrative expenses with respect to bonds of CFD 2017-1 and any bonds and/or certificates of participation proposed to be issued to finance the Facilities (the “Bonds”) and to pay certain costs of the Facilities (as defined in the Resolutions of Formation); and

WHEREAS, it is now necessary and appropriate that this Board levy and collect the special taxes for the Fiscal Year 2022-2023 for the purpose specified in the Ordinance, by the adoption of a resolution as specified by the Act and the Ordinance; and

WHEREAS, the special taxes being levied hereunder are at the same rate or at a lower rate than provided by the Ordinance;

NOW, THEREFORE, THE BOARD OF DIRECTORS OF THE BORREGO WATER DISTRICT, ACTING IN ITS CAPACITY AS THE LEGISLATIVE BODY OF COMMUNITY FACILITIES DISTRICT NO. 2017-1, DOES HEREBY RESOLVE, DETERMINE AND ORDER AS FOLLOWS:

SECTION 1. The above recitals are true and correct. After adoption of this Resolution, the General Manager, or designee, may make any necessary modifications to these charges to correct any errors, omissions or inconsistencies in the listing or in the amount to be charged based on changes from the final 2021 County of San Diego Assessor’s Roll.

SECTION 2. The special tax (“Special Tax”) is imposed without regard to property valuation and is levied in compliance with the Mello-Roos Community Facilities Act of 1982, as amended, commencing with Government Code Section 53311 (the “Act”) and the Ordinance.

SECTION 3. In accordance with the Act and the Ordinance, there is hereby levied upon the parcels within the District which are not otherwise exempt from taxation under the Act or the Ordinance the special taxes for the Fiscal Year 2022-2023 at the tax rates set forth in the report prepared by David Taussig and Associates for CFD No. 2017-1 entitled “Administration Report Fiscal Year

2022-2023” (the “Report”) submitted herewith, which rates do not exceed the maximum rates set forth in the Ordinance. After adoption of this Resolution, the General Manager of the District, or his designee, may make any necessary modifications to these special taxes to correct any errors, omissions or inconsistencies in the listing or categorization of parcels to be taxed or in the amount to be charged to any category of parcels; provided, however, that any such modifications shall not result in an increase in the tax applicable to any category of parcels and can only be made prior to the submission of the tax rolls to the San Diego County Auditor or prior to delivery of direct billings, as applicable.

SECTION 4. All of the collections of the special tax shall be used only as provided for in the Act and the Resolutions of Formation. The special tax shall be levied only so long as needed to accomplish the purposes described in the Resolutions of Formation.

SECTION 5. The special tax shall be collected in the same manner as ordinary ad valorem taxes are collected, provided, however, that CFD No. 2017-1 may directly bill the special tax, may collect special taxes at a different time or in different manner if necessary to meet its financial obligations, and the special tax shall be subject to the same penalties and the same procedure and sale in cases of delinquency as provided for ad valorem taxes as such procedure may be modified by law or this Board from time to time.

SECTION 6. As a cumulative remedy, if any amount levied as a special tax for payment of bond interest or principal, together with any penalties and other charges accruing under this Resolution, are not paid when due, the Board of Directors may, not later than four years after the due date of the last installment of principal on the Bonds, order that the same be collected by an action brought in the superior court to foreclose the lien of such special tax.

SECTION 7. The General Manager is hereby authorized and directed to transmit a certified copy of this Resolution and the Report to the San Diego County Auditor, together with other supporting documentation as may be required to place said special taxes on the secured property tax roll for the Fiscal Year 2022-2023, and/or arrange for the direct billing of the special taxes, and to perform all other acts which are required by the Act, the Ordinance, or by law in order to accomplish the purpose of this Resolution.

ADOPTED, SIGNED AND APPROVED this 28nd day of June 2022.

President of the Board of Directors of
Borrego Water District

ATTEST:

Secretary of the Board of Directors of
Borrego Water District

STATE OF CALIFORNIA)
) ss.
COUNTY OF SAN DIEGO)

I, Dave Duncan, Secretary of the Board of Directors of the Borrego Water District, do hereby certify that the foregoing resolution was duly adopted by the Board of Directors of said District at a regular meeting held on the 28th day of June 2022, and that it was so adopted by the following vote:

AYES: DIRECTORS:
NOES: DIRECTORS:
ABSENT: DIRECTORS:
ABSTAIN: DIRECTORS:

Secretary of the Board of Directors of Borrego Water District

STATE OF CALIFORNIA)
) ss.
COUNTY OF SAN DIEGO)

I, Dave Duncan, Secretary of the Board of Directors of the Borrego Water District, do hereby certify that the above and foregoing is a full, true and correct copy of RESOLUTION NO. 2022-06-08 of said Board, and that the same has not been amended or repealed.

Dated: June 28, 2022

Secretary of the Board of Directors of Borrego Water District

RESOLUTION NO. 2022-06-09

RESOLUTION OF THE BOARD OF DIRECTORS OF THE BORREGO WATER DISTRICT ACTING AS THE LEGISLATIVE BODY OF COMMUNITY FACILITIES DISTRICT NO. 2007-1 OF THE BORREGO WATER DISTRICT AUTHORIZING THE LEVY OF SPECIAL TAXES WITHIN COMMUNITY FACILITIES DISTRICT NO. 2007-1 FOR THE FISCAL YEAR 2022-2023

WHEREAS, the Borrego Water District (the “District”) previously established Community Facilities District No. 2007-1 of the Borrego Water District (“CFD No. 2007-1”) pursuant to the terms and provisions of the Mello-Roos Community Facilities Act of 1982, as amended; and

WHEREAS, the Board of Directors of the District acting as the legislative body of CFD No. 2007-1 is authorized pursuant to Resolutions Nos. 2007-3-1 and 2007-3-2 adopted March 14, 2007 (the “Resolutions of Formation”) and Ordinance No. O2007-2 adopted by the Board of Directors of the District on May 9, 2007 (the “Ordinance”), to levy a special tax sufficient to pay principal, interest, other periodic costs and administrative expenses with respect to bonds of CFD 2007-1 and any bonds and/or certificates of participation proposed to be issued to finance the Facilities (the “Bonds”) and to pay certain costs of the Facilities (as defined in the Resolutions of Formation); and

WHEREAS, it is now necessary and appropriate that this Board levy and collect the special taxes for the Fiscal Year 2022-2023 for the purpose specified in the Ordinance, by the adoption of a resolution as specified by the Act and the Ordinance; and

WHEREAS, the special taxes being levied hereunder are at the same rate or at a lower rate than provided by the Ordinance;

NOW, THEREFORE, THE BOARD OF DIRECTORS OF THE BORREGO WATER DISTRICT, ACTING IN ITS CAPACITY AS THE LEGISLATIVE BODY OF COMMUNITY FACILITIES DISTRICT NO. 2007-1, DOES HEREBY RESOLVE, DETERMINE AND ORDER AS FOLLOWS:

SECTION 1. The above recitals are true and correct. After adoption of this Resolution, the General Manager, or designee, may make any necessary modifications to these charges to correct any errors, omissions or inconsistencies in the listing or in the amount to be charged based on changes from the final 2021 County of San Diego Assessor’s Roll.

SECTION 2. The special tax (“Special Tax”) is imposed without regard to property valuation and is levied in compliance with the Mello-Roos Community Facilities Act of 1982, as amended, commencing with Government Code Section 53311 (the “Act”) and the Ordinance.

SECTION 3. In accordance with the Act and the Ordinance, there is hereby levied upon the parcels within the District which are not otherwise exempt from taxation under the Act or the Ordinance the special taxes for the Fiscal Year 2022-2023 at the tax rates set forth in the report prepared

by David Taussig and Associates for CFD No. 2007-1 entitled “Administration Report Fiscal Year 2022-2023” (the “Report”) submitted herewith, which rates do not exceed the maximum rates set forth in the Ordinance. After adoption of this Resolution, the General Manager of the District, or his designee, may make any necessary modifications to these special taxes to correct any errors, omissions or inconsistencies in the listing or categorization of parcels to be taxed or in the amount to be charged to any category of parcels; provided, however, that any such modifications shall not result in an increase in the tax applicable to any category of parcels and can only be made prior to the submission of the tax rolls to the San Diego County Auditor or prior to delivery of direct billings, as applicable.

SECTION 4. All of the collections of the special tax shall be used only as provided for in the Act and the Resolutions of Formation. The special tax shall be levied only so long as needed to accomplish the purposes described in the Resolutions of Formation.

SECTION 5. The special tax shall be collected in the same manner as ordinary ad valorem taxes are collected, provided, however, that CFD No. 2007-1 may directly bill the special tax, may collect special taxes at a different time or in different manner if necessary to meet its financial obligations, and the special tax shall be subject to the same penalties and the same procedure and sale in cases of delinquency as provided for ad valorem taxes as such procedure may be modified by law or this Board from time to time.

SECTION 6. As a cumulative remedy, if any amount levied as a special tax for payment of bond interest or principal, together with any penalties and other charges accruing under this Resolution, are not paid when due, the Board of Directors may, not later than four years after the due date of the last installment of principal on the Bonds, order that the same be collected by an action brought in the superior court to foreclose the lien of such special tax.

SECTION 7. The General Manager is hereby authorized and directed to transmit a certified copy of this Resolution and the Report to the San Diego County Auditor, together with other supporting documentation as may be required to place said special taxes on the secured property tax roll for the Fiscal Year 2022-2023, and/or arrange for the direct billing of the special taxes, and to perform all other acts which are required by the Act, the Ordinance, or by law in order to accomplish the purpose of this Resolution.

ADOPTED, SIGNED AND APPROVED this 28th day of June 2022.

President of the Board of Directors of
Borrego Water District

ATTEST:

Secretary of the Board of Directors of
Borrego Water District

BORREGO WATER DISTRICT
BOARD OF DIRECTORS MEETING
JUNE 28, 2022
AGENDA ITEM II.C

June 21, 2022

TO: Board of Directors

FROM: Geoffrey Poole, General Manager

SUBJECT: Resolution No. 2022-06-02 Approving 2022-23 Budget and Capital Improvement Plan – J Clabaugh

RECOMMENDED ACTION:

Approve Budget and CIP

ITEM EXPLANATION:

Attached is the proposed Budget/CIP Package for 2022-23.

NEXT STEPS

Once approved, begin implementation on July 1, 2022

FISCAL IMPACT

See attached

ATTACHMENTS

1. Budget and CIP Package
2. 2022-06-02 Approving 2022-23 Budget and Capital Improvement Plan

BORREGO WATER DISTRICT

**FISCAL YEAR 2022-2023
ANNUAL BUDGET
Adopted **DRAFT****

SUBMITTED BY:

**GEOFF POOLE
GENERAL MANAGER**

TO:

BOARD OF DIRECTORS

**KATHY DICE
PRESIDENT**

**TAMMY BAKER
VICE-PRESIDENT**

**DAVE DUNCAN
TREASURER**

**DIANE JOHNSON
DIRECTOR**

**PAUL ROSENBOOM
DIRECTOR**

**BORREGO WATER DISTRICT
 ANNUAL BUDGET
 TABLE OF CONTENTS
 FISCAL YEAR 2022-2023
 ADOPTED JUNE X, 2022**

Cover Page 1

Table of Contents 2

Strategic Objectives FYE 2022 3

Submittal Letter – What Happened in FY 2022 and How Will FY 2023 Be Different? 4

Organizational Chart Establishing Authorized Positions FY 2023 7

Budget Fiscal Year 2023 8

Condensed Budget Fiscal Year 2023 13

Capital Improvements Plan (CIP) for FY 2023 14

CIP Engineer’s Letter for FY 2023 16

CIP Project Schedules FY23 to FY33 17

Policy & Individual Reserves Targets for FY 2023 18

Risk Management Policy & Risk Management Budget Detail 23

Ten Year Net Income and Working Capital Projection 26

Grants Budget: What Was Received in FY 2020 and Expected in FY 2021 27

Appendix A: Future Water Supply Purchase 28

Appendix B: CIP Project Summaries 29



BORREGO WATER DISTRICT

June 9, 2022

TO: Ratepayers and Investors of the Borrego Water District
FROM: Geoff Poole, General Manager
SUBJECT: Strategic Objectives 2022-23

STRATEGIC GOALS AND OBJECTIVES 2022-23

Maintain/Enhance District Financial Condition:

GOAL: Operate BWD Finances to enhance the Financial Position/Creditworthiness and allow for possible future BWD debt issuances.

OBJECTIVE: The BWD Board/Staff have taken extraordinary steps over the past decade or so to first stabilize and then improve BWD Financial Condition. The effects of this hard work were realized when BWD successfully issued \$5.6 M in Bonds to fund various water and sewer improvements in 2018 and \$3M in additional debt in 2021. BWD is committed to maintain water and wastewater rates/charges and reserve fund balances that provide the required debt service coverage ratios and other economic factors. BWD staff and Board will monitor water and wastewater Operations and Capital Planning to ensure all expenditures are prudent and necessary.

Replace/Upgrade Water and Sewer Infrastructure:

GOAL: Commit the necessary resources to fund replacement of aging water and sewer infrastructure before failure.

OBJECTIVE: Out of BWDs 88 mile water system, an estimated 45 miles is in need of replacement as soon as possible. The Board and Staff will be focusing on completing these vital projects including considering the use of non-traditional design/bidding/construction processes.

Pursue Grant Funding:

GOAL: Maximize the use of Federal and State Grant and other funding sources to offset future rate increases.

OBJECTIVE: Utilize Legislative Advocates to strategize and pursue Federal/State and other funding opportunities.

Protect BWD Interests in Watermaster:

GOAL: A major accomplishment in 2019-20 was realized with the signing of The Settlement Agreement and Stipulated Judgment by over 92% of Basin pumpers. With the Judgment came the creation of the Borrego Spring Basin Watermaster. BWD and its Representatives will engage in the Watermaster process with the best interest of BWD ratepayers, community and environment in mind.

OBJECTIVE: Various potential future Watermaster actions could have a significant impact upon BWD ratepayers, community and environment including water quality degradation and other factors. BWD and its representatives on the Watermaster will focus on ensuring actions taken by the Watermaster do not adversely and unfairly impact BWD and the community/environment.



BORREGO WATER DISTRICT

June 9, 2022

TO: Ratepayers and Investors of the Borrego Water District
FROM: Geoff Poole, General Manager
SUBJECT: 2021-22 In Review

Transmitted herewith is the Proposed Final Fiscal Year 2022-23 Budget and Capital Improvement Plan for the Borrego Water District. The consolidated budget was prepared in compliance with the laws of the State of California and reflects the Board of Directors' (Board) goals/priorities and the District's strategic plans by which to achieve them.

2021-22 IN REVIEW

Workplace: COVID 19 created the need for BWD staff to work under less than optimal conditions for all of 2021-22. To their credit, BWD employees and Board completed all water and wastewater duties and responsibilities under the sometimes difficult circumstances. The economic impact to BWD in terms of water sales and payment revenue reductions are not creating significant economic or operational impacts. For 20-21, water sales were \$3.72M and collections \$3.70M. Sewer revenues are primarily fixed so there has been little change and one significant delinquency was resolved.

Finances: In the past decade plus, BWD has taken significant steps to become "credit worthy" which was taken advantage of thru the issuance of \$5.3 M in bonds in 2018. In 2021, BWD and its Consultants determined interest rate decreases since 2018 created a situation where a refinance would be possible to reduce future bond payments by approximately \$500,000 during the life of the loan. Bids were requested and Capital One Bank responded with a rate of 2.36% on refinance of the 2018 bonds as well as new debt of \$3 M which will be used for capital and other asset acquisition.

Rate Setting: Following almost two years of analysis, BWD completed the Proposition 218 Rate Setting process for water and sewer rates and charges. As required by Law, a comprehensive financial model was created to project revenue and expenses for the next 5 years and rates set to provide the revenues needed to fund operations and capital. Annual increases of 5% per year were approved for water and 4% on sewer for years 2 thru 5 (0% in year one).

Cyber Security Upgrades: During 2021-22 BWD has made cyber security a top priority and is utilizing the expertise of BWD Board Members, staff and IT experts, and has taken steps usually reserved for the larger agencies. Specifically, BWD has hardened its network to ensure security in times of remote work and BWD has enlisted the Department of Homeland Security's Cybersecurity and Infrastructure Security Agency(CISA) to perform cyber risk and vulnerability assessments both on and off-site.

P.O. Box 1870 • 806 Palm Canyon Drive • Borrego Springs, CA 92004 • (760) 767-5806 • Fax: (760) 767-5994



BORREGO WATER DISTRICT

Water Supply for Small Development: A Program to provide water for small development (less than one acre foot per year) was initiated during 2021-22. Under the terms of the Program, water supply may be purchased from BWD as well as water service line and meter installation.

Aging Infrastructure Replacement: Water pipelines in the Bending Elbow/Country Club/Walking H areas were replaced. The sewerline in front of La Casa Del Zorro on Borrego Springs Rd was replaced to address sewer odor related issues.

Relief for Covid Related Delinquent Water Bills: BWD Staff, lead by Esmeralda Garcia, received over \$60,000 in State funding for direct assistance (water bill credits) to assist those customer who experienced COVID related water bill delinquencies.

Grant Funding: Obtaining Federal or State Grant funding provides a significant economic benefit to BWD ratepayers. BWD received approximately \$800,000 in reimbursements from the State for a complete renovation of all equipment and exposed finishes at the Waste Water Treatment Plant, which will be completed before the end of the year. In addition, the Final Agreement was also signed in 2021-22 for replacement of 4 water reservoirs and one diesel motor with an estimated cost of \$2.8 M. Legislative advocacy services have been retained to assist BWD to identify and pursue future Grant opportunities in 2022-23. BWD coordinated the effort with the Watermaster, UCI, School District, ABNHA and Borrego Valley Stewardship Council in receiving \$6.1 M for a series of local projects supporting groundwater sustainability. BWD also hired Best, Best and Krieger as its Legislative Advocate to evaluate and pursue future Grant opportunities.

Watermaster: The newly formed Borrego Springs Watermaster operated for the entire year during 2021-22, has taken steps to ensure all non de minimus (less than 2 acre feet per year) pumpers are metered and annual pumping restrictions imposed to reduce pumping by an estimated 74.6% on or before 2040. The BWD budget for 2022-23 includes expenditures for its proportional share of Watermaster expenses (approx. 10%).

No Major Service Disruptions: No extensive, unplanned water or sewer service outages were experienced during the year and the water delivered met all State Quality Requirements.

No Loss Time Injuries: No loss time employee injuries were encountered during the year.

Retirement of Director Brecht: Last but not least, long term BWD Director Lyle Brecht retired and was replaced by Paul Rosenboom.

Budget Components for FY 2022-23 – Revenues

The amount budgeted in each category represents Management's best assumptions to successfully accomplish the District's objectives. A summary of the FY 2022-23 budget is below:

Water sales are projected to remain stable (FY 2022-23 = 1,500 afy). Staff is continuously monitoring changes to consumption and payments received due to COVID 19.



BORREGO WATER DISTRICT

While the rate study commencing in 2021 did initially result in lower bills for conservative water users on a 1 inch or smaller meter, BWD will proceed with the Prop 218 approved increases on July 1, 2022 of 5% for water and 4% for sewer.

Property tax revenues are expected to remain constant and within BWD's legal authority to assess.

Budget Components for FY 2022-23 – Expenses

- In FY 2022-23, BWD has included projected expenses for Watermaster and general Groundwater Management.
- All existing programs in BWD Operations, Maintenance and Administration Departments are fully funded through 2022-23. The major programs in the Water Operations Department include system operations and maintenance, water quality monitoring, meter testing/replacement, pipeline replacement, reporting and the inevitable emergency pipeline repairs that happen each year. Capital projects planned for the year include the aforementioned tank replacements, completion and implementation of new production well ID 5-15, pipeline and manhole upgrades, monitoring well installation and implementation of an Advanced Metering Infrastructure (AMI) system.
- In the Sewer Operations Department, BWD will complete the Plant renovation and fully operate the “new” WWTP.
- In the Administration Department, all programs are fully funded.

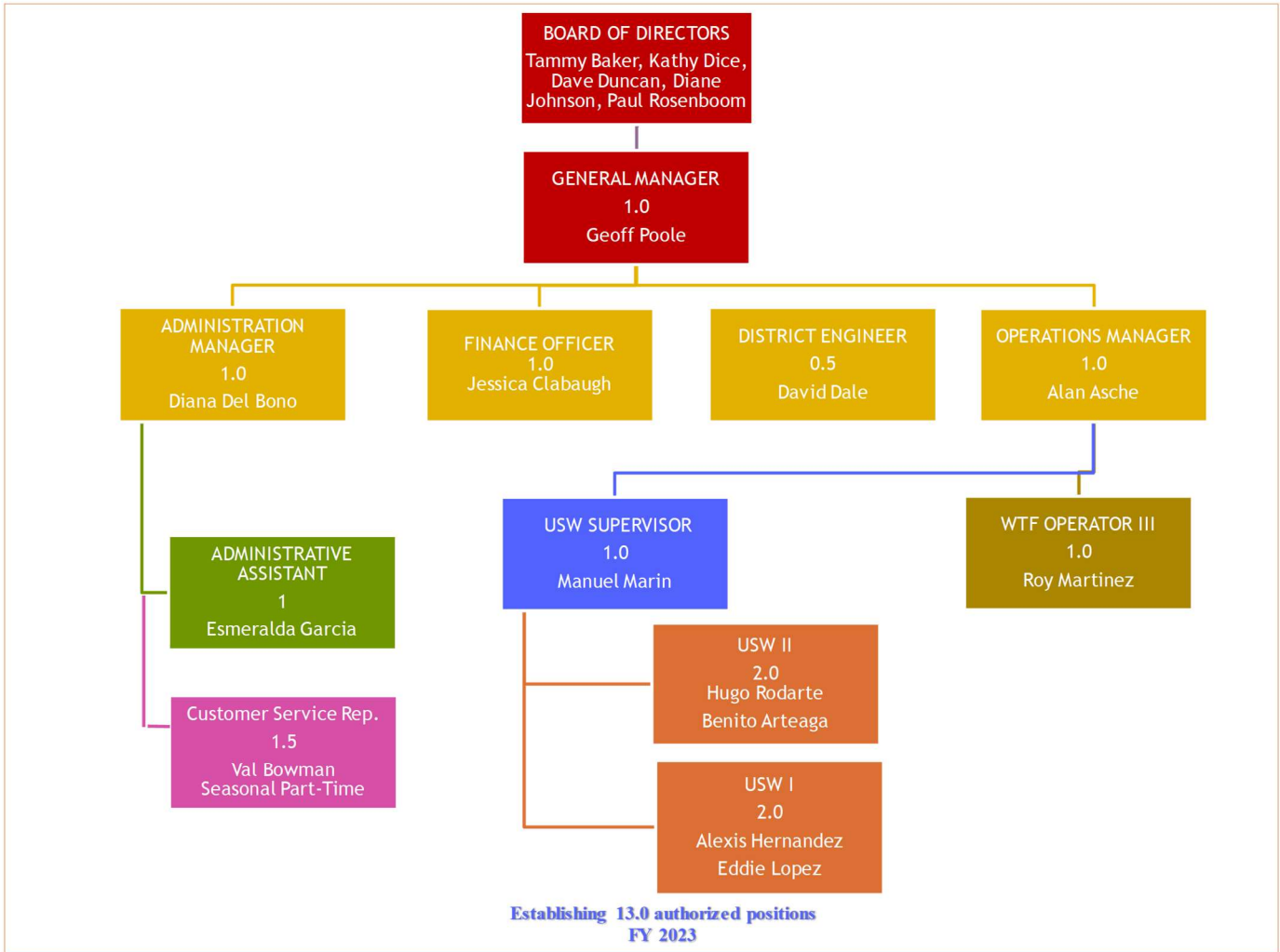
Included in this Budget Package are the proposed Board Resolution to adopt and approve the FY 2022-23 Budget, detailed revenue and expenses, Capital Improvement Plan with project explanations and justifications from the District's Consulting Engineer (David Dale), Non CIP expenses, updated Reserve Policy and a projected Cash Flow that includes proposed future rate increases.

I would personally like to thank the BWD staff and Board for their hard work in preparing and reviewing this Proposed Budget for FY 2022-23.

Sincerely,

Geoff Poole
General Manager

**BORREGO WATER DISTRICT
ORGANIZATIONAL CHART
June 10, 2022**





Borrego Water District Draft Budget for Fiscal Year 2023

	Revenues		
	Budget FY2022	Projected FY2022	Proposed FY2023
<u>INCOME</u>			
RATE REVENUE			
Water Rates Revenues			
Commodity Rates			
Residential	1,444,114	1,446,818	1,516,320
Commercial	704,908	633,954	740,154
Irrigation	322,038	292,094	338,140
Total Commodity	<u>2,471,060</u>	<u>2,372,867</u>	<u>2,594,613</u>
Non-Commodity Charges			
Base Meter Charges	1,332,062	1,305,446	1,398,665
Meter Install/Repair	5,000	18,000	35,000
New Connection BPA Fee	-	28,000	24,880
Backflow Testing/Install	5,215	7,815	5,700
Bulk Water Sales	2,583	95,000	82,500
Total Non-Commodity	<u>1,344,860</u>	<u>1,454,261</u>	<u>1,546,745</u>
Total Water Rate Revenues	<u>3,815,920</u>	<u>3,827,128</u>	<u>4,141,358</u>
Sewer Rates			
TCS Holder Fees (SA2)	151,602	179,291	157,666
TCS User Fees (SA2)	120,595	117,452	125,419
RH Sewer User Fees (ID1)	152,354	154,305	158,448
Sewer User Fees (ID5)	172,455	174,004	179,354
Total Sewer Rates	<u>597,006</u>	<u>625,052</u>	<u>620,887</u>
Availability Charges Collected thru Tax Roll			
ID1 - Water/Sewer/Flood Standby	85,000	105,652	105,000
ID3/ID4 - Water Standby	110,000	117,000	117,000
Pest Control Standby	14,000	16,000	16,000
Total Availability (Tax Roll)	<u>209,000</u>	<u>238,652</u>	<u>238,000</u>
TOTAL RATE REVENUE	<u>4,621,927</u>	<u>4,690,832</u>	<u>5,000,245</u>
Non-Rate Revenue			
Penalties & Fees	15,000	56,809	40,000
BSUSD Agreement	31,064	45,000	35,000
1% Property Assessments	63,000	71,000	70,000
Interest Income	15,000	5,000	5,000
Groundwater Mgmt Income (FY23-Meter Reading)	104,313	104,813	3,500
TOTAL NON-RATE REVENUE	<u>228,377</u>	<u>282,622</u>	<u>153,500</u>
<u>GROSS INCOME</u>	<u>4,850,304</u>	<u>4,973,454</u>	<u>5,153,745</u>



Borrego Water District Draft Budget for Fiscal Year 2023 (Con't)

Operating Expenses

	Budget FY2022	Projected FY2022	Proposed FY2023
EXPENSES			
OPERATING EXPENSES			
Operations & Maintenance Expense			
R&M Water	250,000	228,424	258,500
R&M WWTF	120,000	42,405	124,080
Telemetry	5,000	9,414	5,170
Trash Removal (includes CSD)	6,000	6,720	6,204
Vehicle Expense	18,000	20,000	23,000
Fuel & Oil	35,000	40,791	51,000
Lab/Testing	30,000	24,368	31,020
Permit Fees	36,500	36,500	37,741
Pumping Electricity	325,000	411,258	440,000
Total Operations & Maintenance Expense	825,500	819,880	976,715
Professional Services			
Accounting (Tax & Debt Filings)	4,300	1,340	4,446
Air Quality Study	21,077	18,252	21,077
<i>Contra - Air Quality Study (BVEF Cont.)</i>	(10,888)	(10,888)	-
Payroll Services	3,100	4,045	3,205
Audit Fees	19,500	21,480	20,163
IT & Cyber Security	35,000	43,000	40,000
Financial Consulting	80,000	20,100	82,720
Engineering	22,500	57,000	23,265
Legal Services - General	60,000	64,658	74,540
Advocacy	60,000	60,000	62,040
Total Professional Services	294,589	278,987	331,457
Insurance Expense			
ACWA/JPIA Program Insurance	66,000	71,000	75,900
ACWA/JPIA Workers Comp	18,000	12,000	20,700
Total Insurance Expense	84,000	83,000	96,600
Personnel Expense			
Board Meeting Expense	23,000	25,453	23,782
Salaries & Wages	1,050,000	1,078,390	1,212,281
<i>Contra Account - Salaries & Wages</i>	(80,000)	(89,683)	(60,000)
Contract Labor/Consulting	10,000	-	10,340
Payroll Taxes	28,000	30,034	32,328
Benefits - Medical	255,000	265,500	263,670
Benefits - CalPERS	210,000	192,000	242,456
Trainings & Conferences	18,000	5,171	18,612
Uniforms	7,000	7,700	7,238
Safety Compliance & Emergency Prep	5,000	3,702	5,170
Total Personnel Expense	1,526,000	1,518,267	1,755,877



Borrego Water District
Draft Budget for Fiscal Year 2023 (Con't)
Operating Expenses (Con't)

	Budget FY2022	Projected FY2022	Proposed FY2023
OPERATING EXPENSES (Con't)			
Office Expense			
Office Supplies	24,000	17,728	24,816
Office Equipment	50,000	34,600	51,700
Postage & Freight	15,000	14,475	15,510
Property Tax	3,000	2,618	3,102
Telephone Expense	20,000	22,236	23,000
Dues & Subscriptions (ACWA/AWWA)	23,000	22,031	23,782
Printing & Publication	5,000	2,100	5,170
Office/Shop utilities	6,500	7,547	7,500
Total Office Expense	<u>146,500</u>	<u>123,335</u>	<u>154,580</u>
TOTAL OPERATING EXPENSES	2,876,589	2,823,469	3,315,229
DEBT SERVICE			
Compass Bank Note 2018A/B - Principal	303,538	305,000	305,000
Compass Bank Note 2018A/B - Interest	85,000	85,000	85,000
Pacific Western 2018 IPA - Principal	172,500	182,000	-
Pacific Western 2018 IPA - Interest	184,850	89,705	-
Capital One Public Funding 2021 - Principal	-	-	427,960
Capital One Public Funding 2021 - Interest	-	82,223	159,759
TOTAL DEBT SERVICE	<u>745,887</u>	<u>743,928</u>	<u>977,719</u>
GROUNDWATER MANAGEMENT EXPENSES			
Pumping Fees	123,578	49,776	100,000
GWM Expense	70,175	1,148	72,561
Legal Expense	250,000	12,458	50,000
Engineering/TAC Expense	24,000	83,456	150,000
TOTAL GROUNDWATER MGMT EXPENSES	<u>467,753</u>	<u>146,838</u>	<u>372,561</u>
<u>TOTAL EXPENSES</u>	<u>4,090,229</u>	<u>3,714,235</u>	<u>4,665,509</u>
<u>NET INCOME</u>	<u>760,074</u>	<u>1,259,220</u>	<u>488,236</u>



Borrego Water District
Draft Budget for Fiscal Year 2023 (Con't)
Cash & Bond Funded Capital Improvement Projects

	Budget FY2022	Projected FY2022	Proposed FY2023
<u>CAPITAL IMPROVEMENT PROJECTS (CIP)</u>			
CASH FUNDED CIP			
Water Projects			
Office Interior Improvements	15,000		50,000
Emergency System Repairs	60,000	20,000	60,000
Total Water Projects	<u>75,000</u>	<u>20,000</u>	<u>110,000</u>
Sewer Projects			
Manhole Refurbishments	45,000	50,000	47,408
Total Sewer Projects	<u>45,000</u>	<u>50,000</u>	<u>47,408</u>
Short Lived Asset Replacements			
Paddock Well - Convert to Monitoring	-		7,779
10-15 kw Backup Diesel Generator	-		15,000
Main Server Replacement	28,000	28,000	-
Well ID4-11 Rehab	400,000	409,000	-
Well ID1-16	165,000	165,000	-
RAS Pumps	60,000	60,000	-
Trash Pump	15,000	15,000	-
Trailer Mounted Vacuum Unit	100,000	90,000	-
Track Skid Steer	125,000	125,000	-
Pickup Truck	-		60,000
Total Short Lived Assets	<u>893,000</u>	<u>892,000</u>	<u>82,779</u>
CASH FUNDED CIP	1,013,000	962,000	240,187
2021 BOND FUNDED CIP			
Bond Funded Water Projects			
ID 5-15 Completion	30,000	559,689	300,000
ID 4-10 Inspection and Repairs			225,621
Pipeline Replacements			615,500
2021 BOND FUNDED CIP TOTAL	<u>30,000</u>	<u>559,689</u>	<u>1,141,121</u>



Borrego Water District
Draft Budget for Fiscal Year 2023 (Con't)
Grant Funded Capital Improvement Projects

	Budget FY2022	Projected FY2022	Proposed FY2023
GRANT FUNDED CIP			
Water Projects- DWR Grant Net \$2,048,362			
Twin Tanks	800,000	30,000	891,165
Wilcox Diesel Motor	100,000	-	83,333
Indian Head Reservoir Replacement	450,000	-	474,000
Recoat Rams Hill Tank #2	450,000	7,000	474,000
Total Water Projects - Water Reservoirs Grant	<u>1,800,000</u>	<u>37,000</u>	<u>1,922,498</u>
Sewer Projects - DWR Grant - \$788,912			
WWTP Upgrade/Rehabilitation	<u>788,912</u>	<u>500,000</u>	<u>288,912</u>
Total Sewer Projects	<u>788,912</u>	<u>500,000</u>	<u>288,912</u>
Prop 68 Grant			
AMI	-		455,000
WWTP Monitoring Wells	-	5,000	141,000
Admin/Acquisition Costs	-	130,000	75,000
Total - Prop 68 Grant	<u>-</u>	<u>135,000</u>	<u>671,000</u>
TOTAL GRANT FUNDED CIP	2,588,912	672,000	2,882,410



Borrego Water District Condensed Budget for Fiscal Year 2023

	Budget FY2022	Projected FY2022	Proposed FY2023
<u>INCOME</u>			
RATE REVENUE			
Water Rate Revenues	3,815,920	3,827,128	4,141,358
Sewer Rates	597,006	625,052	620,887
Availability (Tax Roll)	209,000	238,652	238,000
TOTAL RATE REVENUE	4,621,927	4,690,832	5,000,245
TOTAL NON-RATE REVENUE	228,377	282,622	153,500
<u>GROSS INCOME</u>	4,850,304	4,973,454	5,153,745
<u>EXPENSES</u>			
OPERATING EXPENSES			
Operations & Maintenance Expense	825,500	819,880	976,715
Professional Services			
Professional Services	294,589	278,987	331,457
Insurance Expense	84,000	83,000	96,600
Personnel Expense	1,526,000	1,518,267	1,755,877
Office Expense	146,500	123,335	154,580
TOTAL OPERATING EXPENSES	2,876,589	2,823,469	3,315,229
DEBT SERVICE	745,887	743,928	977,719
GROUNDWATER MGMT EXPENSES	467,753	146,838	372,561
<u>TOTAL EXPENSES</u>	4,090,229	3,714,235	4,665,509
<u>NET INCOME</u>	760,074	1,259,220	488,236



BORREGO WATER DISTRICT

June 9, 2020

TO: Ratepayers and Investors of the Borrego Water District
FROM: Geoff Poole, General Manager
SUBJECT: Fiscal Year 2022-23 Budget and Capital Improvement Plan

Transmitted herein is the Proposed Final Fiscal Year 2022-23 Budget and Capital Improvement Plan for the Borrego Water District. The consolidated budget was prepared in compliance with the laws of the State of California and reflects the Board of Directors' (Board) goals/priorities and the District's strategic plans by which to achieve them. The amount budgeted in each category represents Managements best assumptions to successfully accomplish the District's objectives.

Budget Comparison for FY 2022-23 Revenues

Water sales are projected to be similar to the prior fiscal year. In 2021, The BWD Board adopted a water and sewer rate schedule that included 5% water and 4% sewer rates/charges increase for the next four years.

Non-Budgeted Revenue is being aggressively pursued on a number of State grants and funding is for upgrading BWDs Wastewater Treatment Plant and replacing 3 Reservoirs reaching the end of their useful life.

Budget Components for FY 2022-23 Expenses

All expenses for FY 2022-23 have been re-evaluated in an effort to ensure expenses are considering current inflation, supply shortage and other factors.

All existing programs in BWD Operations, Maintenance and Administration Departments are fully funded through 2022-23. The major programs in Water Operations Enterprise include system operations and maintenance, water quality monitoring, meter testing/replacement, Regulatory Reporting and the inevitable emergency repair that happen each year. Capital projects planned include continuation of pipeline replacement and completion of new BWD Well 5-15. Labor costs include cost of living adjustments based on the CIP-U for San Diego.

All existing programs in BWD Wastewater Department are fully funded through 2022-23. The major programs in Wastewater Enterprise include collection system and treatment plant operations, wastewater quality monitoring and Regulatory reporting. Capital projects planned include completion of the upgrades to the Wastewater Treatment Plant (Grant Funded) and oxygen injections system for odor control (2018 BWD Bond Funded).

In the Administrative Department, all programs are fully funded.

P.O. Box 1870 • 806 Palm Canyon Drive • Borrego Springs, CA 92004 • (760) 767-5806 • Fax: (760) 767-5994



BORREGO WATER DISTRICT

Included in this Budget Package are the proposed Board Resolution to adopt and approve the FY 2022-23 Budget, detailed revenue and expenses, Capital Improvement Plan with Project explanations and justifications, Non CIP expenses and projected Cash Flow that includes proposed future rate increases. I would personally like to thank the BWD staff and Board for their hard work and dedication displayed throughout the current Fiscal Year.

Sincerely,

Geoff Poole
General Manager
Borrego Water District



BORREGO WATER DISTRICT

5/20/22

Geoff Poole
General Manager
Borrego Water District
806 Palm Canyon Drive
Borrego Springs, CA 92004

Mr. Poole:

I have reviewed the proposed Capital Improvement Projects (CIP) for the next eight years and concur that the projects identified in the schedule are the most pressing physical infrastructure needs of the District at this time. The estimated costs (in 2022 dollars) of these improvements are reasonable for planning purposes.

The projects and short-lived assets expenses contained in the FY 2022-23 CIP have been organized to address the dynamics of District operations, minimize economic impacts, maintain the District's financial stability and enable the District to supply dependable water and wastewater services for its customers.

If you have any questions please contact me.

Regards,

David Dale, PE, PLS
BWD District Engineer

CAPITAL IMPROVEMENT PROJECTS	FY 2022-23	FY 2023-24	FY 2024-25	FY 2025-26	FY 2026-27	FY 2027-28	FY 2028-29	FY 2029-30	FY 2030-31	FY 2031-32	FY2032-33
CASH RESERVE FUNDED WATER PROJECTS											
<u>Water Projects</u>											
1 El Tejon Road Pipeline Project				\$ 190,000							
2 Flying H Road Pipeline Project			\$ 188,500								
3 Walking H/Double O Road Pipeline Project			\$ 250,000								
4 ID-5 Well VFD		\$ 200,000									
5 Replace and upgrade Booster Pump Station 5			\$ 125,000								
6 Facilities Maint - Office	\$ 50,000										
7 Water Treatment Facility (phase 2)							\$ 250,000				
8 Emergency System repairs	\$ 60,000	\$ 60,000	\$ 60,000	\$ 60,000	\$ 60,000	\$ 60,000	\$ 60,000	\$ 60,000	\$ 60,000	\$ 60,000	\$ 60,000
SUBTOTAL WATER CASH RESERVE PROJECTS	\$ 110,000	\$ 260,000	\$ 623,500	\$ 250,000	\$ 60,000	\$ 60,000	\$ 310,000	\$ 60,000	\$ 60,000	\$ 60,000	\$ 60,000
<u>Sewer Projects</u>											
9 Manhole Replacements/Refurbishment (2/year)	\$ 47,408	\$ 49,778	\$ 52,267	\$ 54,880	\$ 57,624	\$ 60,505	\$ 63,531	\$ 66,707	\$ 70,042	\$ 73,545	\$ 77,222
SUBTOTAL SEWER CASH RESERVE PROJECTS	\$ 47,408	\$ 49,778	\$ 52,267	\$ 54,880	\$ 57,624	\$ 60,505	\$ 63,531	\$ 66,707	\$ 70,042	\$ 73,545	\$ 77,222
TOTAL CASH WATER/SEWER CIP PROJECTS 2021 THROUGH 2029	\$ 157,408	\$ 309,778	\$ 675,767	\$ 304,880	\$ 117,624	\$ 120,505	\$ 373,531	\$ 126,707	\$ 130,042	\$ 133,545	\$ 137,222
<u>FACILITIES MAINTENANCE DETAIL</u>											
Stucco Building and Replace Failing Solar Cells	\$ 20,000										
Carpet/Paint Office and Install Energy Efficient Lighting	\$ 30,000										
TOTAL CASH RESERVES CAPITAL IMPROVEMENTS PROGRAM	\$ 157,408	\$ 309,778	\$ 675,767	\$ 304,880	\$ 117,624	\$ 120,505	\$ 373,531	\$ 126,707	\$ 130,042	\$ 133,545	\$ 137,222
TOTAL CASH RESERVES SHORT LIVED ASSETS	\$ 82,779	\$ 257,000	\$ 249,250	\$ 250,163	\$ 232,550	\$ 211,888	\$ 205,500	\$ 187,533	\$ 237,253	\$ 152,807	\$ 397,753
TOTAL CASH RESERVES CIP AND SHORT LIVED ASSETS ANNUAL B	\$ 240,187	\$ 566,778	\$ 925,017	\$ 555,043	\$ 350,174	\$ 332,393	\$ 579,031	\$ 314,240	\$ 367,295	\$ 286,351	\$ 534,975
GRANT FUNDED CIP PROJECTS											
<u>Water Projects</u>											
DWR Grant Net \$2,855,333											
10 Replace Twin Tanks	\$ 924,000.00										
11 Replace Wilcox Diesel Motor	\$ 83,333.00										
12 Replace Indianhead Reservoir	\$ 924,000.00										
13 Rams Hill #2, 1980 galv. 0.44 MG recoating	\$ 924,000.00										
<u>Groundwater Management P68 Grant</u>											
DWR Grant Net \$1,731,000											
14 AMI	\$ 455,000.00	\$ 455,000.00	\$ 455,000.00								
15 Monitoring Wells	\$ 141,000.00										
16 Administration	\$ 75,000.00	\$ 75,000.00	\$ 75,000.00	\$ -	\$ -	\$ -	\$ -	\$ -	\$ -	\$ -	\$ -
TOTAL WATER/SEWER GRANT CIP PROJECTS	\$ 3,526,333	\$ 530,000	\$ 530,000	\$ -	\$ -	\$ -	\$ -	\$ -	\$ -	\$ -	\$ -
POTENTIAL FUTURE BOND FUNDED CIP PROJECTS											
<u>Wells, Booster Stations, Reservoirs & Associated Transmission Mains</u>											
17 Well ID5-15 Completion	\$ 300,000										
18 Well ID4-10 Inspection and Repairs	\$ 225,621										
19 Pipeline Replacement	\$ 615,500										
20 Borrego Springs Road Pipeline Replacement			\$ 1,140,508								
21 Sun Gold Pipeline Replacement			\$ 3,110,325								
22 Deep Well Pipeline Replacement					\$ 2,225,000						
23 West and East Star Road Pipeline Replacement						\$ 450,000					
24 Country Club Tank Recoating, 1999 1.0 MG							\$ 250,000				
25 Water Treatment Facility (phase 1)								\$ 900,000			
26 Water Treatment Facility (phase 2)									\$ 650,000		
27 New production well										\$ 2,000,000	
28 Solar *Updated to convert approximately 85% of BWD Wells to Solar											\$ 1,200,000
29 Well 5 Transmission Main Project											
30 Club Circle Water and Sewer Pipeline Replacement Project							\$ 2,286,000				
31 Projected Water Supply Costs						\$ 2,000,000				\$ 2,000,000	
TOTAL FUTURE BOND CIP PROJECTS	\$ 1,141,121	\$ -	\$ 4,250,833	\$ -	\$ 2,225,000	\$ 2,450,000	\$ 2,536,000	\$ 900,000	\$ 650,000	\$ 4,000,000	\$ 1,200,000
Total Annual CIP Spend:	\$ 4,907,641	\$ 1,096,778	\$ 5,705,850	\$ 555,043	\$ 2,575,174	\$ 2,782,393	\$ 3,115,031	\$ 1,214,240	\$ 1,017,295	\$ 4,286,351	\$ 1,734,975

CIP-SHORT LIVED ASSETS	FY 2022-23	FY 2023-24	FY 2024-25	FY 2025-26	FY 2026-27	FY 2027-28	FY 2028-29
Facility Components							
Backup Generator Office and Shop		\$ 100,000					
WELLS							
Paddock Well - Convert to Monitoring	\$ 7,779						
ID1-8, 125 Hp - Well out of service life		\$ 60,000					
ID-1 Well 12 pump and casing/cleaning				\$ 181,913			
ID-1 16 - Inspection			\$ 173,250			\$ 199,238	
ID4-11, 200 Hp					\$ 120,000		
ID4-18 - Inspect to make a monitoring well		\$ 10,000					
Other Well Rehabilitation							\$ 132,000
TANKS							
Reservoir cleaning/video inspection		\$ 37,000			\$ 42,550		
BOOSTER/PRESSURE REDUCING STATIONS							
WASTEWATER TREATMENT FACILITY							
Clarifier Rehab - Every 10 years		\$ 50,000					
RAS pumps							
Trash Pump							
Lift Station Pump			\$ 11,000			\$ 12,650	
EQUIPMENT							
10-15kw Backup Diesel Generator	\$ 15,000						
Pickup - Every 1.5 to 2 years 3/4 ton	\$ 60,000		\$ 65,000	\$ 68,250	\$ 70,000		\$ 73,500
TOTAL SHORT LIVED ASSETS REPLACEMENT PROGRAM	\$ 82,779	\$ 257,000	\$ 249,250	\$ 250,163	\$ 232,550	\$ 211,888	\$ 205,500

BORREGO WATER DISTRICT
POLICY STATEMENT

SUBJECT: CASH RESERVES POLICY

NO: 2011-05-01

ADOPTED: 2011-05-25 AMENDED: 2019-05-28
AMENDED: 2015-05-27 AMENDED: 2020-06-09
AMENDED: 2016-05-25 AMENDED: 2021-06-08
AMENDED: 2017-05-24
AMENDED: 2018-06-19

I. BACKGROUND AND INTRODUCTION

Reserves are needed because of financial risk.¹ Water and sewer operations are inherently risky, given the potential costs associated with repairing and replacing infrastructure necessary for maintaining 24x7 operations for supplying potable water and sewer and wastewater treatment services to the homes and businesses of Borrego Springs. In addition, water operations have risk associated with the volatility of revenue due to weather conditions that alter expectations of the amount of water sold. Reserves also assist in reducing rate shocks. Without them a water utility is exposed to rate instability. Rate instability increases the cost of borrowing, which drives up rates. In addition, reserves help the District improve its credit rating, which translates into lower interest rates on debt and thus lower rates for the District's customers. Also, bond or loan covenants often require a debt reserve or recommend a rate stabilization reserve.

Some utilities operate in a state of revenue deficiency, which means they either rely on existing reserves, skimp on funding reserves, or defer economically prudent repair and replacement (R&R) of capital infrastructure to the future where higher costs will be borne by future ratepayers to repair or replace infrastructure that may have failed catastrophically. Catastrophic failure is sometimes many times more expensive than prudent R&R before failure occurs. Becoming revenue sufficient means that a utility can count on receiving adequate revenues to fully fund utility operations, including debt service obligations, and some portion of capital improvements from rate revenues and reserves. Reserve accounts are a vital part of water and sewer and wastewater treatment system's financial health that lead to lower rates for the District's customers.

This Board believes that operating with revenue sufficiency is required, not only to remain creditworthy for future capital borrowing, but also to replace depleted reserves necessary to operate most economically. For these reasons, the District will maintain reserve funds so as to provide working capital for operations; funds required by law, ordinance and bond covenants; and necessary cash for the scheduled and

¹ *Financial Risk* is defined as the sum(probability of an event occurring) x (the potential financial cost if that event occurs).

unscheduled R&R of capital infrastructure; as well as funds set aside for meeting water supply requirements under the Sustainable Groundwater Management Act (SGMA) and the Borrego Springs Subbasin Adjudicated Judgement.

Reserves are also necessary for the District to stabilize rates due to normal revenue and cost uncertainties due to a variety of circumstances beyond the District's control, and to provide a prudent amount of insurance against economic downturns and a wide range of potential emergencies. The efficient and discrete management of these cash reserves, when combined with their appropriate replacement as they are drawn down from time-to-time add additional assurance that the current levels of service reliability and quality that the District's ratepayers have grown to expect will continue into the future.

This reserve policy is based on prudent financial management practices and those amounts required by legal, legislative, and contractual obligations that are critical to the financial health of the District. This policy defines required fund types for segregation purposes and funding levels that are based upon this District's unique operating, capital investment and financial plans. Both Restricted Reserves and Board designated Discretionary Reserves for the water enterprise and the sewer and wastewater enterprise will be funded by rates specific to those enterprises so as to meet California Proposition 218 requirements. That is, reserves specific to the needs of the District's water enterprise will be accumulated from water rates. Reserves specific to the needs of the District's sewer and wastewater enterprise will be funded from sewer and wastewater treatment rates.

II. RESTRICTED RESERVES. Restricted Reserves are established and utilized for narrowly defined purposes and are protected by law or covenant. The District's Restricted Reserves for its water and sewer and wastewater treatment enterprises are the following:

Debt Reserves. Reserves equal to the annual principal and interest (P&I) for the respective debt obligations of the District shall be formally transferred and restricted in accordance with all legal requirements.

System Growth Reserves. These reserves generated from development charges for new water and sewer service as specified by the District's Policy for Water and Sewer Service to New Developments in effect, as amended from time to time, are used to offset capital projects or debt service related to new development in the District so that new development pays for itself rather than requiring a subsidy from existing ratepayers.

III. BOARD DISCRETIONARY RESERVES

Operating or Working Capital Reserves. The purpose of an operating reserve is to have cash on hand for the continued day-to-day operations of the utility. The Operating Reserve may be used for cash flow purposes to fund necessary expenses without the need to wait for billed revenue to come in as well as any unexpected increases in operating expenses. The amount of the Operating Reserve is commonly pegged to a certain percentage of the utility's total operating expenses. The set percentage is usually dictated by the utility's bill frequency; if customers are billed on a monthly basis, then revenue continuously comes in and the need to have a significant amount of funds within the Operating Reserve may not be necessary. Based on industry standards, the Operating Reserve, in the case of monthly billing, should equal around 90 days of expenses (3 months). If the billing frequency is less frequent or there are revenue receipt delays due to other contingencies, the Operating Reserve may be increased to account for the time delay of receiving cash on hand. The Operating or Working Capital Reserve shall be a minimum reserve of no less than 90 days of Operating and Maintenance (O&M) annual expenses, with an ideal Operating Reserve target of 120-days of annual O&M expenses.

Rate Covenant Stabilization Funds. These reserves include the Sewer Enterprise Rate Covenant Stabilization Fund and the Water Enterprise Rate Covenant Stabilization Fund. The purpose of these reserves are used to stabilize water and sewer revenues in order to maintain adequate debt coverage ratios required by the District's lenders. These reserve funds shall be maintained at level of thirty (30%) percent of the revenue generated from the commodity revenues for water services and thirty (30%) percent of the total revenues from sewer services.

Contingency Reserves. The purpose of this reserve is to accommodate unexpected operational changes, legislative impacts or other economic events that may affect the District's enterprise operations, which could not have been reasonably anticipated at the time the budget was prepared. The target level for this reserve is a minimum of five percent (5%) and a maximum of ten percent (10%) of the District's total enterprise-wide operating expenses. Generally, the level will be increased as the level of economic uncertainty increases.

Capital Repair and Replacement Reserve (Capital Reserve). A Capital Repair and Replacement Reserve is used primarily to meet and ensure the timely construction of necessary capital improvements without any delays due to cash flow concerns. Capital expenses can fluctuate quite a bit from year-to-year and the Capital Reserve may be leveraged to smooth out significant changes in expenses and; thereby, avoiding any unduly rate shocks to District customers. It may also serve as collateral and reassurance when awarding a construction contract. The Capital Reserve shall have a target equal to the greater of (i) \$1,000,000 and (ii) the budgeted pay-go needs in the following fiscal year for the water infrastructure repair and replacement (R&R) and sewer and wastewater infrastructure repair and replacement (R&R).

Water Supply Purchase Reserve (Supply Reserve). The District will need to purchase Baseline Pumping Allocation (BPA) from Subbasin pumpers to meet its supply requirements established

under SGMA and the Borrego Springs Subbasin California Superior Court Adjudicated Judgment. The District hopes to use grants and/or bank debt to accomplish these purchases. However, BPA may become available in the market on the sellers' timeframe, not necessarily the District's. It would also potentially be financially imprudent for the District to wait until the last moment to purchase BPA before penalties are assessed by the Watermaster for exceeding the District's annual pumping allocation limit. For these reasons, the District shall establish a Supply Reserve of approximately \$1,500,000.

Emergency Reserve – Catastrophic events may occur that require substantial investments to replace damaged assets. Some examples of catastrophic events include earthquakes, wind storms, floods, ransomware exploits or hacking that impacts the District's digital networks, health emergencies such as the current COVID-19 emergency, etc. Some of these catastrophic events may allow the utility to recover the cost of damages from FEMA or existing insurance policies. However, FEMA or insurance policy coverage reimbursements may take between 6 months to 2 or more years to recover. The utility should ensure adequate cash reserves exist to replace the assets in a timely fashion and to arrange short term financing options. The minimum reserve levels are sometimes combined with emergency funding from banks or bonding agencies. The percent of the minimum cash reserves are dependent on the replacement cost of capital assets in service and the level of risk of catastrophic type events. The Emergency Reserve policy target level will equal 2% of the replacement cost of the District's capital assets, which is approximately \$87,590,000 in 2021 dollars as developed by its District engineer.

IV. OTHER RESERVE FUNDS. The District's Board may establish other cash reserve funds for specific needs that are over and above the reserves noted above as may be necessary from time to time.

BORREGO WATER DISTRICT

POLICY STATEMENT

SUBJECT: Risk Management Policy

ADOPTED: February 25, 2020

PURPOSE: To establish procedures to address the wide array of risks facing BWD.

GOALS: Provide clear procedures to be included in future annual budgets and provide direction to Staff on specific steps to take.

POLICY: The Policy of the Board of Directors of the Borrego Water District with regard to Risk Management is as follows:

AIR QUALITY

POLICY

Participate and Support Ongoing Air Quality Monitoring Activities.

PROCEDURES

1. Remain in Contact with UCI and its Consultants to confirm Air Quality Monitoring is ongoing and in compliance with contractual obligations.
2. Provide Logistical Assistance, as needed to UCI and its Consultants for equipment repair and similar operational activities.
3. Receive periodic updates from the Consultant to report the results of the Monitoring.

FUNDING: Consult with State, County and other Organizations to determine if future funding sources exist.

CYBER SECURITY

POLICY

Operate and maintain BWD Computer systems for maximum protection from internal and external threats.

PROCEDURES

1. Understand the Assets
 - a. Perform Asset Inventory, Physical Inspection and Create Database. Identify assets through an annual physical inspection for prioritizing cyber defense including data, processes, personnel and supporting infrastructure and dependencies to other systems (Asset Inventory). The Asset Inventory should include all components on the IT and OT networks and in the field, including third party and legacy

- b. equipment. Details should include, but not be limited to; asset user, location, device type, model number, device name, hardware firmware and software versions, patch levels, device configurations, active services, protocols, network addresses, asset value and criticality. Furthermore, an asset inventory is not a singular task, but an ongoing process.
 - c. Inspect for Unauthorized Assets: While conducting the Asset Inventory, perform an inventory to identify equipment that does not belong, such as a rogue wireless access points or other unapproved devices or connections. Inventories also illuminate processes and procedures that could enable the detection of unauthorized configuration changes or other anomalies within the environment.
 - d. Security of Asset Inventory Information: In the same way asset inventory and network diagram documentation are of paramount importance to the asset owner, they are also very attractive to an adversary. Hence, this information needs to be as rigorously protected as the ICS system itself.
2. Understand Risks
- a. Assess Risks: Risk assessments are instrumental in identifying security gaps and vulnerabilities. They are vital to prioritizing the application of controls and countermeasures to protect the organization. The goal of a risk assessment is to identify and prioritize risk based on the likelihood that a threat or vulnerability could adversely impact an organization.
 - b. Restrictive Procedures: Only dedicated and properly secured devices should be permitted within the control system environment, and each one should be clearly marked as such. In the event one is installed and then no longer needed, connections must be disabled immediately.
 - c. Physical Security: Non-technical, physical barriers, like fences, barricades, gates, guards and locked doors/cabinets with alarmed doors/windows should be used to establish a security defense around the perimeter of buildings or rooms containing IT equipment. Utilize off site storage of programs and back up files.
 - d. Enforce User Access Controls: Provide control system access only to those individuals who are authorized to have it.
3. Understand External Threats
- a. Third-Party Testing: On a quarterly basis, third-party, independent Consultants shall be used to evaluate BWDs cyber security systems thru an External Vulnerability Scan, External Pen Test and Internal Vulnerability Scan.
 - b. Cyber-security Insurance: Participate in Cyber Insurance programs to assist with recovery in the event of a loss.

RAMS HILL FLOOD CONTROL FACILITY

POLICY

Ensure facility meets current standards, is properly maintained and BWD ratepayers are insulated from any potential losses.

PROCEDURES

1. Determine if Facility meets current standards.
2. Confirm as-built conditions are reflective of design and construction standards required for the Facility.
3. Inspect by a Registered Engineer at least once every three years or following a significant rain event. BWD staff will inspect the Facility at least once per quarter and during or following a significant rain event.
4. Work with Insurance carrier to provide adequate protection from losses, if one it occurs.

GROUNDWATER ELEVATION AND WATER QUALITY MONITORING

POLICY

Ensure facility meets current standards, is properly maintained and BWD ratepayers are insulated from any potential losses.

PROCEDURES

1. Determine if Facility meets current standards.
2. Confirm as-built conditions are reflective of the design and construction standards required for the Facility.
3. Inspected by a Registered Engineer at least once every three years or following a significant rain event. BWD staff will inspect the Facility at least once per quarter and during or following a significant rain event.
4. Work with Insurance carrier to provide adequate protection from losses, if one it occurs.

Borrego Water District - Financial Model

Projected Operating Results	Projected	Projected	Projected	Projected	Projected	Projected	Projected	Projected	Projected	Projected	Projected
Fiscal Year Ended June 30	2023	2024	2025	2026	2027	2028	2029	2030	2031	2032	2033
Operating Revenue											
Water Revenue - commodity	2,594,610	2,724,341	2,860,558	3,003,586	3,123,729	3,248,678	3,378,626	3,479,984	3,584,384	3,691,915	3,802,673
Water Revenue - base	1,546,745	1,608,615	1,672,959	1,739,878	1,809,473	1,881,852	1,957,126	2,015,840	2,076,315	2,138,604	2,202,762
Sewer service charges	620,887	645,722	671,551	698,413	719,366	740,947	763,175	786,070	809,653	833,942	858,960
Availability charges	238,000	238,000	238,000	238,000	238,000	238,000	238,000	238,000	238,000	238,000	238,000
Property taxes and other	148,500	148,500	148,500	148,500	148,500	148,500	148,500	148,500	148,500	148,500	148,500
Interest Income	5,000	5,000	5,125	5,253	37,162	40,606	44,613	47,860	107,809	120,448	134,511
Total Operating Revenues	\$5,153,742	\$5,370,178	\$5,596,694	\$5,833,630	\$6,076,230	\$6,298,583	\$6,530,039	\$6,716,254	\$6,964,660	\$7,171,410	\$7,385,407
O&M Expenses											
Water operations	1,893,847	1,950,662	2,009,182	2,069,458	2,131,541	2,195,488	2,261,352	2,329,193	2,399,069	2,471,041	2,545,172
Sewer operations	423,602	436,310	449,399	462,881	476,768	491,071	505,803	520,977	536,606	552,705	569,286
Pumping / Treatment	415,000	427,450	440,274	453,482	467,086	481,099	495,532	510,398	525,710	541,481	557,725
Subbasin Pumping Fees	100,000	105,000	110,250	115,763	121,551	127,628	134,010	140,710	147,746	155,133	162,889
Subbasin Management Cost	272,561	280,738	289,160	297,835	306,770	315,973	325,452	335,216	345,272	355,630	366,299
General and administrative	564,803	581,747	599,200	617,175	635,691	654,761	674,404	694,636	715,476	736,940	759,048
Total O&M Expenses	\$3,669,813	\$3,781,907	\$3,897,465	\$4,016,594	\$4,139,407	\$4,266,020	\$4,396,553	\$4,531,130	\$4,669,878	\$4,812,929	\$4,960,420
Total CIP Costs (not included in formula; see line 39)	\$4,263,718	\$4,169,208	\$1,392,985	\$570,930	\$2,643,038	\$2,852,293	\$3,187,027	\$1,288,396	\$1,093,676	\$4,365,024	\$1,816,008
Net Revenues	\$1,483,929	\$1,588,271	\$1,699,229	\$1,817,037	\$1,936,823	\$2,032,563	\$2,133,486	\$2,185,124	\$2,294,782	\$2,358,481	\$2,424,987
Debt Service Obligations											
2008 IPA / Compass Loan 2018A	249,244	250,255	246,204	246,968	242,547	241,960	246,054	-	-	-	-
2015 note / Compass Loan 2018B	140,755	140,755	140,755	-	-	-	-	-	-	-	-
2018 Bonds / 2021 Refunding	\$587,719	\$587,357	\$587,706	\$587,755	\$587,488	\$586,916	\$587,030	\$587,762	\$587,152	\$587,165	\$586,802
Total Debt Service	\$977,718	\$978,368	\$974,664	\$834,723	\$830,035	\$828,875	\$833,084	\$587,762	\$587,152	\$587,165	\$586,802
Debt Service Coverage Ratio	1.52	1.62	1.74	2.18	2.33	2.45	2.56	3.72	3.91	4.02	4.13
Additional Bonds Test (1.25 MADS)	NA	NA	NA	NA	NA	NA	NA	NA	NA	NA	NA
Net Revenue Available for Reserves or CIP	\$506,211	\$609,903	\$724,565	\$982,314	\$1,106,788	\$1,203,688	\$1,300,403	\$1,597,363	\$1,707,630	\$1,771,316	\$1,838,185
Total CIP Annual Requirements	\$4,263,718	\$4,169,208	\$1,392,985	\$570,930	\$2,643,038	\$2,852,293	\$3,187,027	\$1,288,396	\$1,093,676	\$4,365,024	\$1,816,008
Bond Proceeds											
Fixed-Rate Bond Issue #1	\$0	\$0	\$0	\$0	\$0	\$0	\$0	\$0	\$0	\$0	\$0
Fixed-Rate Bond Issue #2	-	-	-	7,000,000	-	-	-	-	-	-	-
Fixed-Rate Bond Issue #3	-	-	-	-	-	-	5,000,000	-	-	-	-
Fixed-Rate Bond Issue #4	-	-	-	-	-	-	-	-	-	-	-
SRF Financing	-	-	-	-	-	-	-	-	-	-	-
Total Bond Proceeds Available for CIP	\$0	\$0	\$0	\$7,000,000	\$0	\$0	\$5,000,000	\$0	\$0	\$0	\$0
Remaining Bond Proceeds	\$0	\$0	\$0	\$6,429,070	\$3,786,032	\$933,739	\$2,746,712	\$1,458,316	\$364,640	\$0	\$0
Funding Sources											
New Bond Proceeds	1,140,508	-	-	-	2,225,000	2,450,000	2,536,000	900,000	650,000	4,000,000	1,200,000
Outside Funding Sources (Grants + Proceeds)	2,882,410	1,160,000	-	-	-	-	-	-	-	-	-
Pay-as-you-go Funding	240,800	528,883	862,985	570,930	418,038	402,293	651,027	388,396	443,676	365,024	616,008
Total Funding Sources	\$4,263,718	\$1,688,883	\$862,985	\$570,930	\$2,643,038	\$2,852,293	\$3,187,027	\$1,288,396	\$1,093,676	\$4,365,024	\$1,816,008
Beginning Reserve Balances (after CIP)	\$6,813,000	\$7,078,411	\$7,159,431	\$7,021,011	\$7,432,395	\$8,121,145	\$8,922,540	\$9,571,916	\$10,780,882	\$12,044,836	\$13,451,128
Ending Reserve Balances (after CIP)	\$7,078,411	\$7,159,431	\$7,021,011	\$7,432,395	\$8,121,145	\$8,922,540	\$9,571,916	\$10,780,882	\$12,044,836	\$13,451,128	\$14,673,305
Days Cash Ratio	704	691	658	675	716	763	795	868	941	1,020	1,080

Grants Received in FYE 2022

FUNDING ENTITY	PROJECT	Amount
CA Clean Water Grants	WWTP Upgrades	\$788,901
SWRCB	COVID Arrearages – Water	\$102,587
SWRCB	COVID Arrearages – Sewer	\$64,332.50

Current/Active/Pending Grant Applications

PROJECT	FUNDING ENTITY	VALUE	TIMING	STATUS
Tanks, Reservoirs and Wilcox Motor	DWR – CA Clean Drinking Water	\$2,048,362	Awarded.	Pending Grant Agreement
SGM – Prop 68	DWR – SGM Prop 68	\$6.11M	Awarded	Pending Grant Agreement

APPENDIX A: FUTURE WATER SUPPLY PURCHASE

Description: Explanation and Description of \$1.9M Water Supply Purchase in FY2027

On January 30, 2020, pursuant to California Water Code (CWC) Sections 10733.6 and 10737.4, BWD submitted to the California Department of Water Resources (DWR) a proposed Stipulated Judgment (Judgement) for the Borrego Springs Groundwater Subbasin (Subbasin) including a Groundwater Management Plan (GMP), constituting a *Physical Solution* for DWR's review and approval to serve as an alternative to a Groundwater Sustainability Plan (GSP) for the Subbasin in compliance with the California 2014 Sustainable Groundwater Management Act (SGMA).

The pumpers of the Subbasin representing approximately 92% of annual Subbasin extractions agreed to a Settlement of water rights also applied to the California Superior Court (Court) for a Judgement. Until the Court approves the Judgement, the Subbasin pumpers have agreed to implement the *Physical Solution* under an interim Watermaster Board.

The objective of the Judgement is to assign Baseline Pumping Allocations (BPAs) to Subbasin pumpers that will be reduced on an annual basis to collectively not exceed the sustainable yield of the Subbasin by no later than 2040. The result of this means of achieving SGMA requirements is that BWD will be required to purchase BPAs from other Subbasin pumpers to meet the water demand needs of existing BWD customers. For this reason, BWD has budgeted approximately \$1,900,000 in FY 2027 to purchase additional permanent water supply and included this amount in its CIP capital need projections.

MEMORANDUM

DATE: 6/1/22

TO: Board of Directors BWD

FROM: David Dale, BWD District Engineer & Geoff Poole, General Manager

Re: Borrego Water District – FY 2022/23 through FY 2032/33 CIP Projected Project Summary and Narratives

The following table shows the summary of the revised FY 2022/23 through FY 2032/33 CIP projects. The CIP projects are described in detail on the following pages.

Overall Program Engineering/Planning

CAPITAL IMPROVEMENT PROJECTS FISCAL YEARS 2022/23-2032/33 SUMMARY

	CASH RESERVE WATER PROJECs
1	El Tejon Road Pipeline Project
2	Flying H Road Pipeline Project
3	Walking H/Double O Road Pipeline Project
4	ID-5 Well VFD
5	Replace and upgrade Booster Pump Station 5
6	Facilities Maintenance - Office Internal Repairs
7	Water Treatment Facility (phase 2)
8	Emergency System Repairs

	CASH RESERVE WASTEWATER PROJECTS
9	Sewer Line Repairs/Manhole Replacements/Refurbishment

	GRANT CIP PROJECTS
	<u>Water Projects</u>
10	Replace Twin Tanks-(Prop 1 grant)
11	Replace Wilcox Diesel Motor-(Prop 1 grant)
12	Replace Indianhead Reservoir-(Prop 1 grant)
13	Rams Hill #2, 1980 galv. 0.44 MG recoating -(Prop 1 grant)
14	AMI – Meter Replacement Project
15	Monitoring Wells
16	Grant Administration

	POTENTIAL FUTURE BOND FUNDED CIP PROJECTS
	<u>Wells, Booster Stations, Reservoirs & Associated Transmission Mains</u>
17	Well ID5-15 Power and Water Connection
18	Well ID4-10 Inspection and Repairs
19	Pipeline Replacements and Repairs
20	Borrego Springs Road Pipeline Replacement
21	Sun Gold Pipeline Replacement
22	Deep Well Pipeline Replacement
23	West and East Star Road Pipeline Replacement
24	Country Club Tank Recoating, 1999 1.0 MG
25	Water Treatment Facility (phase 1)
26	Water Treatment Facility (phase 2)
27	New production well
28	Solar Project
29	Well 5 Transmission Main Project
30	Club Circle Water and Sewer Pipeline Replacement Project
31	Water Supply Costs

CIP PROJECTS FY 2021/22 – FY 2032/33 NARRATIVES

Contents

CASH RESERVE WATER PROJECTS 4

- CIP ITEM No. 1-3: Pipeline Replacement Projects 4
- CIP ITEM No.4 – 6: ID-5 Variable Frequency Drive Replacement, Booster Pump Station 5 Upgrade, Facilities Maintenance 5
- CIP ITEM No. 8: Emergency System Repairs 6
- CIP ITEM No. 9: Sewer Main Repairs/Manhole Replacements/Refurbishments..... 7

GRANT WATER PROJECTS 9

- CIP ITEM No. 10: Replace Twin Tanks 9
- CIP ITEM No. 11: Replace Wilcox Diesel Motor 10
- CIP ITEM No. 12: Replace Indian Head Reservoir..... 12
- CIP ITEM No. 13: Rams Hill #2 Tank Replacement 14
- CIP ITEM No. 14: AMI 15
- CIP ITEM No. 15: Monitoring Wells..... 17

POTENTIAL FUTURE BOND FUNDED PROJECTS 18

- CIP ITEM No. 17-20: Pipeline Replacement / Improvement Program 18
- CIP ITEM No. 24: Country Club Tank Rehabilitation 19
- CIP ITEM No. 25 AND 26: Water Treatment Facility (Phase 1 and 2) 25
- CIP ITEM No. 27: New Production Well 27
- CIP ITEM No. 28: Solar Project 28
- CIP ITEM No. 29: Well 5 Transmission Main Project..... 28
- CIP ITEM No. 30: Club Circle Water and Sewer Pipeline Replacement Project 31

CASH RESERVE WATER PROJECTS

CIP ITEM No. 1-3: Pipeline Replacement Projects

A. Project Description / Justification

The District’s water distribution system is aging. Some parts of the distribution system were installed in the 1960’s and are starting to reach their life expectancy. The pressure in the system is over 100psi in many areas. Each year there are water pipe breaks that the District repairs. The CIP has included these costs as routine repairs each year. The District’s water distribution system was piecemealed together over time as the District took over smaller Districts in the area. The smaller pipelines were interconnected in partial measures. The District has identified three pipeline replacement projects that should be implemented for a more dependable system. The water pipe lines have service laterals that would be replaced to the property lines.

B. Project Design / Process Flow:

These projects will be designed by a professional engineer in the State of California. After design is complete, the projects will be put out to bid. The lowest responsible bidder will be awarded the project. These pipelines are in need of replacement within the next three years.

C. Cost Estimate

Estimates were derived using pipeline lengths and cost per unit length. Not enough information is available to do a detailed analysis at this time.

El Tejon Road Pipeline Project	\$190,000
Flying H Road Pipeline Project	\$188,500
Walking H/Double O Pipeline Project	\$250,000

Total: \$628,500.00

D. Project Estimated Timeline:

El Tejon Road Pipeline Project	FY 2025-26
Flying H Road Pipeline Project	FY 2024-25
Walking H/Double O Pipeline Project	FY 2024-25

E. Impacts of Deferral:

Potential devastating water pipeline breaks; disruption in water service for prolonged periods; unreliable water service. The projects should be completed as shown in the above timeline due to the frequency of water pipeline breaks which cause lack of service to the District’s customers.

CIP ITEM No.4 – 6: ID-5 Variable Frequency Drive Replacement, Booster Pump Station 5 Upgrade, Facilities Maintenance

A. Project Description / Reasons for Capital Expense

CIP #4: Budget \$200,000 – ID-5 VFD Replacement

The variable frequency drive (VFD) is a controller that monitors the pressure in the system and changes the speed of the pumps to maintain a steady pressure. It is a high powered computer system that drives the electric motor by varying the frequency and voltage supplied to the motor, thus adjusting the speed of the motor of the pump. VFDs have a specified life span, and the technology of the VFDs increases each year. VFDs usually don't do well in high heat and dust situations. Therefore, the District is planning on replacing the VFD at ID-5 well in FY 23-24.

CIP #5: Budget \$125,000 – Replace and Upgrade Booster Pump Station 5

Booster Pump Station 5 pumps water to the Indian Head Tank. If Well 18 is inoperative, Booster Pump Station is used. It will need to be upgraded for capacity in the future.

CIP #6: Budget \$50,000 - Facilities Maintenance – Office Repairs

The office carpet is beyond its useful life and should be replaced. This is scheduled for FY 22-23. The stucco on the outside of the building requires repairs. This is scheduled for FY 22-23.

B. Project Design/Flow

The District works with firms that provide the labor and materials. Quotes will be requested at the time of replacement.

CIP ITEM No. 8: Emergency System Repairs

A. Project Description / Reasons for Capital Expense

Budget \$1,560,00 (average \$60,000 per fiscal year)

The District's water distribution system is aging. Some parts of the distribution system were installed in the 1960's and are starting to reach their life expectancy. The pressure in the system is over 100psi in many areas. Each year there are water pipe breaks that the District repairs. The CIP has included these costs as routine repairs each year.

Emergency Water Repairs are common in older distribution systems.

B. Project Design/Flow

When a pipeline breaks, the District responds immediately to repair the leak. If the roadway is affected, the County sends an inspector to the project site.

C. Cost Estimate

The cost in the CIP is based on historical trends. It is estimated that the emergency water system repair costs will be reduced as water pipeline replacement projects are completed. The yearly estimate is \$60,000.

D. Timeline

The schedule for this item is based on whenever the pipelines break and deferral is not an option.

CIP ITEM No. 9: Sewer Main Repairs/Manhole Replacements/Refurbishments

A. Project Description / Reasons for Capital Expense

Budget: \$1,597,332 (Average \$61,228/year)

The District acquired Improvement District 5 (ID-5) in 2008. Club Circle is part of ID-5, and the infrastructure therein was installed in 1960's. The sewer collection system pipelines are composed of a clay material. The sewer main that runs from Yaqui Pass Road east/southeast through the Casa Del Zorro parallel to Borrego Springs Road should be video inspected and any deficiencies repaired. Manholes in this area have deteriorated in this area and should be rehabilitated or replaced as necessary.

B. Project Design/Flow

The designs for pipeline repairs will start with a topographic survey that will show the elevations of all the existing tops of manholes, inverts of existing sewer pipe, identify the type and size of pipe, other utilities, rights of ways, existing structures, etc. The design plan will show the locations, size and type of the new sewer pipelines and manholes. The existing sewer system will remain in service until the new sewer collection system is installed. As an alternative, the sewer pipelines may be slip lined, depending on the engineer's recommendations. Slip lining is used to repair leaks or restore structural stability to an existing pipeline. Slip lining is completed by installing a smaller, "carrier pipe" into a larger "host pipe", grouting the annular space between the two pipes, and sealing the ends. The most common material used to slip line an existing pipe is high-density polyethylene (HDPE), but fiberglass-reinforced pipe (FRP) and PVC are also common. Slip lining can be used to stop infiltration and restore structural integrity to an existing pipe. There are two methods used to install a slip line: continuous and segmental.

Continuous slip lining uses a long continuous pipe, such as HDPE, Fusible PVC, or Welded Steel Pipe, that are connected into continuous pieces of any length prior to installation. The continuous carrier pipe is pulled through the existing host pipe starting at an insertion pit and continuing to a receiving pit. Either the insertion pit, the receiving pit, or both can be manholes or other existing access points if the size and material of the new carrier pipe can maneuver the existing facilities.

Segmental slip lining is very similar to continuous slip lining. The difference is primarily based on the pipe material used as the new carrier pipe. When using any bell and spigot pipe such as FRP, PVC, HDPE or Spirally Welded Steel Pipe, the individual pieces of pipe are lowered into place, pushed together, and pushed along the existing pipe corridor. Using either method the annular space between the two pipes must be grouted. In the case of sanitary sewer lines, the service laterals must be reconnected via excavation.

C. Cost Estimate

A budget of \$1,597,332 (Average \$61,228/year) was allocated in the CIP for this project. Actual costs will depend on the type of rehabilitation or construction selected. The CIP shows expenses every other year for this item.

D. Project Timeline.

There are several areas within the collection system that need to be repaired. The District completed a video inspection of some of the system, which revealed sags, cracks and other issues within the system. Further investigation of the condition of the system is needed to prevent sewer collection system issues.

The projects are proposed to continue every year. This is highly dependent on any issues that may present themselves as priority to keep the system functional.

GRANT WATER PROJECTS

CIP ITEM No. 10: Replace Twin Tanks

A. Project Description / Justification

The District contracted a dive inspection on February 2, 2017 to determine the condition of the interior of the tanks. Inspections occur approximately every three years. The inspection of the Indian Head Tank identified that the tank may be at the end of its useful life and requires replacement. BWD is working with the State of California to receive Grant funding for this expenditure.



Figure 1 - Location of the Twin Tanks

B. Project Design/Flow

A Preliminary Engineering Report has been completed. It is recommended that the (2) tanks with 220,000 gallons each (440,000 total) be replaced with (1) bolted steel tank with 500,000 gallons nominal storage capacity. It has the least cost and the shorter tank would have less aesthetic impact to the local desert park. A new altitude valve would be installed to prevent water from spilling over the tank overflow, as the tank would be located at a lower elevation (approximately 860 feet). The benefit of having the tanks at the higher elevations is that gravity supply into the distribution system provides constant pressures without the need for a Variable Frequency Drive (VFD) or emergency backup power at the tank locations. Please note that a geotechnical report will be necessary to determine if the concrete ringwall is necessary. The geotechnical report is out of the scope of this report.

C. Cost Estimate

The cost for constructing a new tank has increased substantially in the past few years, due to rising costs for steel and other materials. The new cost estimate for replacing the Twin Tanks with one tank is \$924,000.

D. Timeline

This project should be completed as soon as possible. The District has identified extreme corrosion in the tanks. Catastrophic failure could result if the tanks are not replaced.

CIP ITEM No. 11: Replace Wilcox Diesel Motor

A. Project Description / Justification

Budget \$83,333

The District has received a Notice of Violation (number 225200) from the APCD on July 7, 2015. In the violation notice, the APCD indicated that the diesel engine must be replaced with an emissions compliant engine, the engine must be refitted with emissions equipment or the engine taken out of service. Due to the age of the engine it is not feasible to install aftermarket controls to meet the new emissions requirement. Therefore, the options include replacement or taking the well out of service (revoking the existing permit to operate). The Wilcox Well is considered an emergency source of water when the electric power is out of service, so it is a critical component of the water distribution system and must be kept online. The alternative to replace the engine is the most cost effective and environmentally friendly option.

The proposed project includes new equipment purchase, necessary construction permits of the APCD, removal of the existing diesel engine and installation of the new compliant engine.

The proposed project includes replacing the existing 80hp diesel engine with a Tier 4 emissions compliant for standby diesel engines. This is considered a green component due to the enhanced energy efficiency of the engine and near-zero emissions. Replacing the existing diesel engine is much more cost effective than to bring electric power to the site and install an electric engine. BWD is working with the State of California to receive Grant funding for this expenditure.

B. Project Design / Process Flow

On May 11, 2004, EPA signed the final rule introducing Tier 4 emission standards, which are phased-in over the period of 2008-2015. The Tier 4 standards require that emissions of PM and NOx be further reduced by about 90%. Such emission reductions can be achieved through the use of control technologies, including advanced exhaust gas after treatment.

The new diesel engine will comply with EPA Tier 4 Final and EU Stage IV emissions standards. It will employ Diesel Oxidation Catalyst (DOC) technology or Diesel Particulate Filters (DPF) to meet the Tier 4 Final/Stage IIIB requirement for near-zero Particulate Matter (PM) emissions. The Tier 4 regulation and later amendments for Engine power between 75hp and 175hp have numeric not-to exceed values for various pollutants and also include a number of provisions:

- *Smoke Opacity*—Existing Tier 2-3 smoke opacity standards and procedures continue to apply in some engines. Exempted from smoke emission standards are engines certified to PM emission standards at or below 0.07 g/kWh (because an engine of such low PM level has inherently low smoke emission).
- *Crankcase Ventilation*—The Tier 4 regulation does not require closed crankcase ventilation in nonroad engines. However, in engines with open crankcases, crankcase emissions must be measured and added to exhaust emissions in assessing compliance.
- *DEF Refill Interval*—For SCR-equipped nonroad diesel engines, a minimum DEF (urea solution) refill interval is defined as at least as long (in engine-hours) as the vehicle’s fuel capacity.
- *Emergency Operation*—In order to facilitate the use of certain nonroad engines in temporary emergency situations, the engines can be equipped with an AECD to override performance inducements related to the emission control system—for example, to allow engine operation without urea in the SCR system during an emergency. This flexibility is intended primarily for engines used in construction equipment and portable equipment used for temporary power generation and flood control.
- *ABT Program*—Similarly to earlier standards, the Tier 4 regulation includes such provisions as averaging, banking and trading of emission credits and FEL limits for emission averaging.

C. Cost Estimate:

Replace Wilcox Diesel Motor with APCD Compliant Motor					
No.	Qua	Unit	Description	Unit Cost	Total Cost
1 Construction Cost					
1.00	1	LS	Replace Wilcox Diesel Motor	\$ 65,000.00	\$ 65,000
				Project Construction Cost:	\$ 65,000
				10% Contingency:	\$ 6,500
				Total Construction Cost:	\$ 71,500
2 Admin and Engineering					
2.01	1	LS	Preliminary Engineering, Engineering Plans and Specifications	\$	2,000
2.02	1	LS	Construction Management	\$	2,000
				TOTAL PRELIMINARY PROJECT ESTIMATED COST	\$ 75,500

D. Project Timeline.

APCD is requiring replacement of the motor to meet air quality standards. BWD staff has negotiated an agreement with APCD to defer enforcement until BWD receives State Grant proceeds are received, projected for mid-2018.

Planning Initiated:	2020-21
Bid Project:	2022-23
Construction:	2022-23

E. Impact of Deferral: BWD was informed that APCD requirements mandate replacement of the motor. Deferral of this project creates the potential of further enforcement action by APCD.

CIP ITEM No. 12: Replace Indian Head Reservoir

A. Project Description / Justification

The District contracted a dive inspection on February 2, 2017 to determine the condition of the interior of the tanks. Inspections occur approximately every three years. The inspection of the Indian Head Tank identified that the tank may be at the end of its useful life and requires replacement. BWD is working with the State of California to receive Grant funding for this expenditure.

B. Project Design/Flow

The tank will be replaced with a single 220,000-gallon bolted steel tank. No change in capacity is proposed. The tank will be installed at the same location as the existing tank. The bolted steel tank will be approximately 38 feet in diameter and 24 feet high. The coating will be fusion or powder coated steel.

The estimated life of the tank is approximately 30 years if it is properly maintained. After completion of the tank, it will be filled with water. The water will be tested for Volatile Organic Compounds (VOC) and bacteria prior to putting the tank into service. No change in capacity is proposed.



Figure 4 - Location of Indianhead tank

C. Cost Estimate:

The cost for constructing a new tank has increased substantially in the past few years, due to rising costs for steel and other materials. The new cost estimate to replace one tank is \$924,000.

D. Project Estimated Timeline:

The extent of the corrosion in the tank requires replacement as soon as possible. The project would have started earlier but construction is delayed due to the time needed to complete the Grant Application.

Planning Initiated:	2020-21
Bid Project:	2022-23
Construction:	2022-23

E. Impact of Deferral

Observed corrosion in the Indian Head Tank has prompted BWD to recommend replacement instead of repair. Deferral of this Project leads to the potential for further degradation of the tank and possible failures.

CIP ITEM No. 13: Rams Hill #2 Tank Replacement

A. Project Description / Justification

The District contracted a dive inspection on October 19, 2016 to determine the condition of the interior of the tanks. Inspections occur approximately every three years. The inspection of the Tank has identified areas inside the tank that require repair. BWD is working with the State of California to receive Grant funding for this expenditure.

Rams Hill #2 Tank Areas	
55'	Diameter
24'	Height
FT^2	Area
4147	interior walls
2376	Interior floor
2376	interior roof
38	Center Support
600	Rafters/etc.
9536	Total Interior
FT^2	Area
2376	exterior roof
4147	exterior shell
6523	Total Exterior
SF=square feet	

B. Project Design/Flow

It may be possible to rehabilitate the tank; however substantial steel repairs and replacement would be required. For purposes of comparison in this report, the costs of the steel repairs is only estimated because the tank would need to be drained, sandblasted fully inspected and an estimate from a licensed contractor obtained. The condition of the metal will not be known until sandblasting operations are complete. The costs of replacement of the tank and the rehabilitation of the tank are similar, so it is recommended to replace the tank in lieu of rehabilitation.

C. Cost Estimate:

The cost for constructing a new tank has increased substantially in the past few years, due to rising costs for steel and other materials. The new cost estimate to replace one tank is \$924,000.

D. Project Timeline:

Observed corrosion in the tank has prompted BWD to proceed with re-coating as soon as possible. This project is also part of the ongoing State Grant process, which has delayed construction.

Project scheduled to be completed in FY 2023-24

E. Impact of Deferral

Observed corrosion in RH #2 has prompted BWD to recommend repairs. Deferral of this Project leads to the potential for further degradation of the tank and possible failures.

CIP ITEM No. 14: AMI

A. Project Description / Reasons for Capital Expense

Budget \$1,338,750.

The project is to replace all BWD's manual water meters with an Advanced Metering Infrastructure (AMI) system, and to evaluate the usefulness of remotely controlled automatic valves as add-ons to the system. The Project is needed to address demand-side reductions to achieve the Basin's sustainability goal to reduce Basin Pumping. As a Basin that is entirely reliant on groundwater – there is no feasible means of importing water from elsewhere -- demand-side reductions are the only means to achieve sustainability. AMI meters measure water usage like manual meters and then transmit that information near real-time using a low-cost cellular connection to BWD servers. Customers can securely access their water usage information through a website or from their phone. All customer information is private and only accessible by the customer. BWD uses the water usage information for billing like it does with manual water meter read information. In addition, as part of the Project, a pilot program has been designed to achieve two goals: 1. evaluate and adjust AMI meter-reading system performance on a small scale, prior to implementing the Project on the larger scale; and 2. evaluate whether BWD should also offer automatic shutoff valves as part of this program. This estimate includes software and hardware cost to implement AMI meter-reading for both the pilot program and all BWD's 2,059 residential and commercial meters. The Pilot program is designed to provide new or retrofitted well meters, automated valves, and system installation for 100 of the BWD's customers, chosen to provide data for the most representative range of users in the service area (e.g., golf courses, agricultural, commercial, residential). For the pilot program, the 100 existing meters would be replaced with new meters as well as AMI software and hardware. In addition, the Pilot study budget includes costs to install automated valves with the meters that allow for BWD and customers to remotely shut-off service without the need to physically turn valves at the meter. BWD anticipates the automated valves will be popular with many of its "snowbird" and other part-time residents, who will have added confidence that not only are they not wasting water but will also be protected from the potential for damaging leaks in the home because they will be able to receive leak alerts and quickly shut off service themselves. The AMI project has many benefits regardless of the effectiveness and popularity of automated valves. The automatic meter-reading enables BWD to provide alerts, tips and other communications directly to customer smartphones and computers, such as leak mitigation and mid-cycle 'high bill' notifications. Real time data can also be used to identify leaks, improve overall water use, and encourage water conservation throughout the BWD water system service area. BWD anticipates completely replacing all residential and commercial meters as part of this Project. The larger scale Project build out phase would take place over a 2.5-year period and would involve installing AMI based meters. The costs to

install the automated valves for the remaining 1,959 connections (those remaining after the Pilot study) during the large-scale Project build out were not included in the AMI budget table presented in this document. However, this service can be offered as an optional item on a case-by case basis by the BWD, if the customer desires to implement the automated valve installation at their own cost at that time.

The Project is needed to address demand-side reductions to achieve the Basin’s sustainability goal to reduce Basin Pumping. As a Basin that is entirely reliant on groundwater – there is no feasible means of importing water from elsewhere -- demand-side reductions are the only means to achieve sustainability. The Project helps achieve the goals of the GMP by increasing water use efficiency in the Basin. It is directly related to achieving the Basin’s SGMA sustainability goals to operate the Basin within its sustainable yield without causing an undesirable result, by managing demand-side water use through maximizing water use efficiency for the commercial and residential sectors. The Project is contemplated in the GMP as described in Section 4.2 Project and Management Action No. 2 – Water Conservation. The Project will result in reduced pumping by 1) preventing residential and commercial leaks and 2) by providing end users real time information on their water use to optimize indoor and outdoor system performance. The BWD will provide outreach and education to its customers on how to use the software to track water use and offer tips to improve indoor and outdoor water use efficiency.

A. Cost Estimate: \$1,338,750.

B. Project Timeline.

The project is scheduled to start FY 22-23 be completed in FY 2023-24

CIP ITEM No. 15: Monitoring Wells

B. Project Description / Reasons for Capital Expense

Budget \$281,500

The Borrego Water District (BWD) owns and operates the Rams Hill Wastewater Treatment Facility (WWTF), which is a 250,000-gallons-per-day extended aeration (oxidation ditch) plant with evaporation/percolation ponds for disposal. The WWTF serves approximately 20% of the community of Borrego Springs, specifically the Rams Hill residential community and the Town Center area, which includes hotels and small businesses along Palm Canyon Drive. Several studies of the Rams Hill WWTF are ongoing per the recent amendment of the Waste Discharge Requirements (WDR) of the California Regional Water Quality Control Board Colorado River Basin Region Plan (R7-2019-0015). The goals of the studies are to determine the fate and transport of nitrogen and total dissolved solids originating from the discharge of effluent, document existing spare capacity of the facility and evaluate potential modifications to the treatment process. To date, BWD has prepared Regional Board approved Groundwater Monitoring Network Technical Report and Work Plan for the drilling and installation of six monitoring wells (three clusters of paired wells up to 100 feet in depth). The Project is currently completing CEQA and is almost ready to start the bidding phase. The Project has incurred \$75,000 through November 2021. Project completion anticipated by December 2022.

The Project is directly related to achieving the Basin's sustainability goal of SGMA to operate the Basin within its sustainable yield without causing an undesirable result by addressing water quality through evaluating point source discharges to the aquifer. If additional treatment processes at the WWTF are required to reduce nitrate loads and concentrations in effluent than the information gained from the Project will be used to improve Basin water quality. The Project is contemplated in GMP Section 4.6, Projects and Management Actions (PMA) No. 5 – Water Quality Optimization. The goal of this PMA is to ensure that water quality meet potable drinking water standards specified in Title 22 of the CCR. This PMA called for, "(1) investigation to identify the sources, nature, and extent of existing and potential future water quality impairments; (2) as needed, development of work plans to implement mitigation strategies; and (3) implementation of water quality mitigation projects". The WWTF monitoring wells project specifically addresses above items 1 and 2 and provides necessary data and analysis to evaluate whether mitigation is required for further treatment of wastewater prior to discharge.

C. Cost Estimate: \$281,500.

D. Project Timeline.

The project is scheduled to be completed in FY 2022-23

POTENTIAL FUTURE BOND FUNDED PROJECTS

CIP ITEM No. 17-20 and 23: Pipeline Replacement / Improvement Program

A. Project Description/ Reason for expense.

Water pipelines are out of sight and “out of mind” until there are breaks and water leaks. Many parts of the distribution system are approaching their useful life. Every year the District is proactive in replacing and installing new water pipelines in the distribution system. The District has identified and prioritized several sections of pipelines within the distribution system. They are the following:

Project
Borrego Springs Road Project
Sun Gold Pipeline Project
Deep Well Pipeline Project
West and East Star Road Project

B. Project Design/ Flow

The regularly scheduled water pipeline replacement program could be completed by in house District staff as they become available, or professionally designed, publicly bid, and constructed by a contractor.

C. Cost Estimate

BORREGO SPRINGS ROAD PIPELINE PROJECT:	\$1,140,508
SUN GOLD PIPELINE PROJECT:	\$3,110,325
DEEP WELL PIPELINE PROJECT:	\$2,225,000
WEST AND EAST STAR ROAD PROJECT:	\$ 450,000

D. Project Timeline

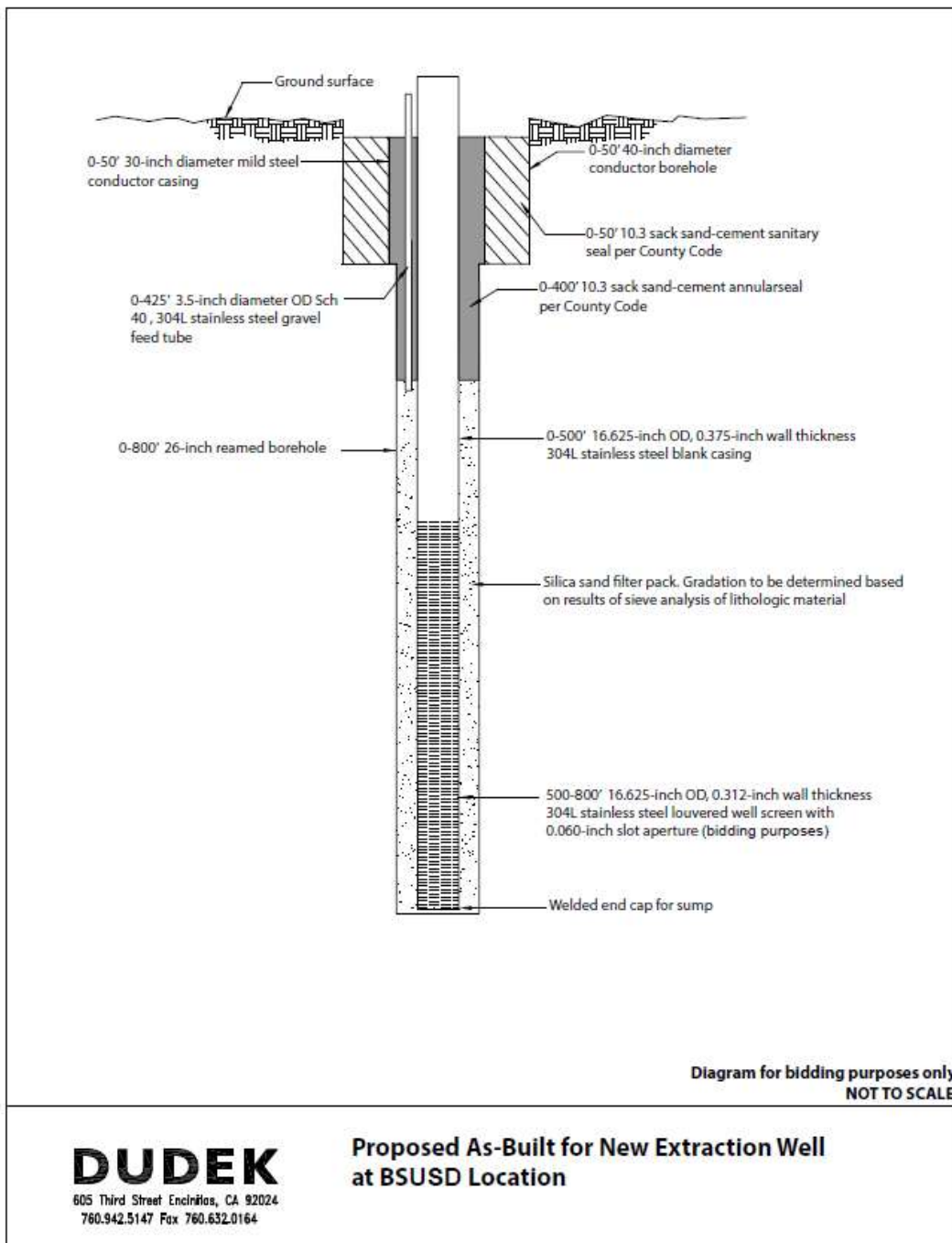
The CIP shows these projects starting in FY 2024-25 and finishing in FY 2027-28. The projects are needed to replace aging infrastructure, improve system redundancy, and water flow. Some of the above pipeline projects will be constructed in FY 2023 – which pipelines are to be determined based on need.

CIP ITEM No. 21: Well 5-15 Completion

A. Project Description / Reasons for Capital Expense

Budget \$776,00

Construction on Well 5-15 began in March 2021 and was completed in July 2021. The following diagram shows the as-built information of the well.



The construction of the well is complete. Remaining work includes connection of the well to the BWD distribution system (installation of piping and valves), and connection to the SDG&E electrical power grid and associated electrical work. Staff has been in contact with SDG&E and has begun pipeline design work in order to obtain a permit from the County of San Diego. In FY21/22 the district put down about \$475,000 in deposits. FY 22/23 remaining amount is approximately \$300,000

Cost Estimate: FY22/23 \$300,000.

B. Project Timeline.

The project is scheduled to be completed in FY 2022-23.

CIP ITEM No. 22: Well 4-10 Inspection and Repairs

A. Project Description / Reasons for Capital Expense

Well ID 4-10 requires maintenance. The proposed work is shown in the following quotation.

Cost Estimate: \$225,621



PROCESS AND PUMP EQUIPMENT

31248 Valley Center Rd | Valley Center CA 92082 | 760 749 2209

**Due to ongoing supply chain issues and unstable costs of raw materials pricing is subject to change without notice.*

Bill To:
BORREGO WATER DISTRICT
806 PALM CANYON DRIVE
BORREGO SPRINGS CA 92004

Ship To:
4201 BORREGO SPRINGS RD
BORREGO SPRINGS, CA 92004
ALAN ASCHE 760-315-3171
MANUEL MARIN 760-315-8110

Project ID1 WELL 10 REHAB

Quote

Quote # 41227
Date 4/29/2022
Sales Person DH
Written By DCN HARDIE
Terms Net 30
Freight PREPAID & ADD

Part Number	Qty	Description	Unit	Total
		ID1 WELL 10 REHAB		
		PULL & INSPECT OIL LUBE LINESHAFT TURBINE PUMP SET 340' - 8" X 2-1/2" X 1-1/2". VIDEOLOG WELL TO DETERMINE CONDITION OF CASING AND LOWERED PERFORMANCES. CLEAN WELL WITH NYLON BRUSH AND AIRJET / SWAB METHOD. UP TO ONE WEEK OF AIRJET / SWAB LIFT CLEANING. RE-VIDEOLOG WELL AFTER CLEANING FOR RECORD PURPOSES. REPLACE BOWL ASSEMBLY TO DELIVER 500 GPM AT NEW DISCHARGE ELEVATION INTO 900 TANK. REPLACE COLUMN ASSY, TOP TUBE & HEADSHAFT. CLEAN UP, REPAINT AND RE-USE EXISTING DISCHARGE HEAD. PROVIDE A NEW PREMIUM EFFICIENT VHS MOTOR. REINSTALL PUMP, RECONNECT, START-UP AND TEST RUN PUMP TO WASTE TO FLUSH OUT ANY ADDITIONAL LOOSE SEDIMENT. START-UP PUMP WITH DISTRICT PERSONNEL WHEN IT IS PUT INTO THE SYSTEM TO VERIFY OPERATION. THIS ESTIMATE IS BASED ON WHAT SHOULD BE THE WORST CASE SCENARIO FOR EQUIPMENT AND MATERIAL REPLACEMENT.		
	1	FLOWSERVE 10EMM 12-STAGE OIL LUBE BOWL ASSY 316SS COLLETS & BOLTING BRONZE BOWL WEAR RINGS INSTALLED		
	1	8" .322 X 18' LONG TOE NPT SUCTION PIPE		
	340	8" .322 X 2-1/2" X 1-1/2" X 20' OIL LUBE COLUMN ASSY		
	1	8" .500 X 24" TBE TOP COLUMN NIPPLE		
	1	2-1/2" TOP OIL TUBE		
	1	1-1/2" 416SS HEADSHAFT		
	1	1-1/2" BRONZE STRETCH NUT BEARING		
	700	1" SCH 40 PVC SOUNDING TUBE		
	1	US 125HP 1800RPM PWS PREMIUM EFFICIENT VHS MOTOR		
	1	MOTOR SPLICE		
	1	LOT MISC EXPENDABLES		
	1	TOTAL MATERIAL	86,865.00	86,865.00

CLSB 487325 CAGE 6U1W7 DIR 1000441272

(A 3.5% SURCHARGE WILL BE ADDED TO ALL CREDIT CARD PAYMENTS)

Page 1

ALL SALES SUBJECT TO TERMS AND CONDITIONS AT WWW.BRAXCOMPANY.COM

Dc



PROCESS AND PUMP EQUIPMENT
 31248 Valley Center Rd | Valley Center CA 92082 | 760 740 2209

**Due to ongoing supply chain issues and unstable costs of raw materials pricing is subject to change without notice.*

Bill To:
 BORREGO WATER DISTRICT
 806 PALM CANYON DRIVE
 BORREGO SPRINGS CA 92004

Ship To:
 4201 BORREGO SPRINGS RD
 BORREGO SPRINGS, CA 92004
 ALAN ASCHE 760-315-3171
 MANUEL MARIN 760-315-8110

Quote

Quote # 41227
 Date 4/29/2022
 Sales Person DH
 Written By DON HARDIE
 Terms Net 30
 Freight PREPAID & ADD

Project ID1 WELL 10 REHAB

Part Number	Qty	Description	Unit	Total
	1	VIDELOG WELL BEFORE CLEANING		1,500.00
	1	VIDELOG WELL AFTER CLEANING		1,500.00
	1	900 CFM AIR COMPRESSOR RENTAL - 1 WEEK INCLUDES HOSES, FITINGS, FUEL & DELIVERY TO BORREGO		5,000.00
	1	LABOR TO COMPLETE ALL FIELD LABOR IS AT PREVAILING WAGE RATES		76,900.00
	1	FREIGHT ESTIMATE - TO BE BILLED AT ACTUAL COST WHEN INVOICED		2,000.00
CURRENT LEAD TIME: 2 - 3 WEEKS TO BEGIN (PULL PUMP) 6 - 8 WEEKS FOR COMPLETION				
APPROVED, FOR BORREGO W.D.			DATE	

CLSB 487325 CAGE 6U1W7 DIR 1000441272 Sales Tax (7.75%) \$6,732.04

(A 3.5% SURCHARGE WILL BE ADDED TO ALL CREDIT CARD PAYMENTS) Total \$180,497.04

Page 2
 ALL SALES SUBJECT TO TERMS AND CONDITIONS AT WWW.BRAXCOMPANY.COM

B. Project Timeline.

The project is scheduled to be completed in FY 2022-23.

CIP ITEM No. 24: Country Club Tank Rehabilitation

A. Project Description / Justification

Budget \$ 250,000

The Country Club Tank is located approximately 1-½ mile west of the intersection of Title T and Borrego Springs Road (S3). The tank has a capacity of 1.0 million gallons and is composed of coated steel. The California Department of Health Services requires the District to physically inspect the inside of the domestic water reservoirs every three years. This service is performed by a consultant that utilizes divers and provides a written report as well as a video. The tank was constructed approximately 17 years ago. The tank is in good condition currently, but it is anticipated that it will need to be recoated on a regular schedule in fiscal year 2028-29.

B. Project Design / Process Flow:

After the inspection report is delivered and the tank needs recoating, the District Engineer will prepare engineering documents and the project will be sent out for public bidding with Board approval.

C. Cost Estimate:

Without a recent dive inspection, an accurate cost estimate is difficult because the number of metal repairs necessary is unknown. Experience with past projects gives an approximate cost estimate of \$250,000 to recoat and repair the tank.

D. Project Estimated Timeline. Why is Project Proposed for 2029:

Based on experience, it is estimated that a recoating will be needed in 2029. The actual date of recoating will be determined following the periodic video inspections. Following is the estimated schedule based on this timeline:

Dive Inspection:	February 2023
Receive Dive Inspection Report:	March 2023
Engineering/design completion:	March 2023 – April 2023
Project Bidding:	April 2028 – May 2028
Repair Recoat Tank:	June 2029 – July 2029

E. Impacts of Deferral:

Following completion of planned inspections, the magnitude of the corrosion will be known and a plan to repair developed. Deferral of the necessary maintenance could lead to increased repair costs or the need for replacement of the Reservoir completely before the end of its useful life.

Item	Quan	Unit	Description	Unit Cost	Amount
1	1	LS	Mobilization/ Demobilization, Temporary Facilities, Construction Sign, Insurance, Payment Bond, Taxes, Permits, Fees and Similar Expenses	\$22,500	\$ 22,500
2	18,800	SF	Sandblast Complete Interior Including Columns, Rafters, Appurtenances, Exterior Roof Coatings to SSPC-SP 10. Remove and Legally Dispose of Spent Blast Material.	\$ 3.75	\$ 70,500
3	1	LS	Remove and replace metal components as necessary	\$ 3,500	\$ 3,500
3	18,800	SF	Recoat Interior Surfaces. This Item to be Considered Lump Sum Unless the Area is Shown to be Materially Different than shown.	\$ 5.10	\$ 95,880
4	1	LS	Coating Inspection and Testing	\$ 3,500	\$ 3,500
5	1	EA	Replace Manway Gasket	\$ 750	\$ 750
6	1	LS	Hydrostatic Testing, VOC Testing, Disinfection of Tank, Bacteriological Testing	\$ 3,800	\$ 3,800

Construction Subtotal: \$200,430
Contingency (10%): \$ 20,043
Subtotal Construction: \$220,473

Engineering/Contract Document Preparation \$ 20,000
Construction Inspection: \$ 9,527
Total Project Estimate: \$250,000



Country Club Tank Location

CIP ITEM No. 25 AND 26: Water Treatment Facility (Phase 1 and 2)

A. Project Description / Justification

Budget: \$1,785,000 (costs not included in the CIP)

The following are excerpts from “Draft Working Technical Memorandum” prepared by Dudek, written to the Borrego Water District dated June 16, 2017:

As a public water system, the BWD is regulated by the State Water Resources Control Board’s Department of Drinking Water. California regulations related to drinking water are contained within California Code of Regulations (CCR) Title 17 and Title 22. California drinking water MCLs that shall not be exceeded in the water supplied to the public are listed in CCR Title 22 Chapter 15. The BWD samples groundwater quality from water wells at intervals required by the DDW.

While none of the BWD’s wells currently exceed California drinking water MCLs, treatment alternatives for COCs are discussed herein to explore options in the event that groundwater quality were to become impaired. Non-treatment and treatment options to meet drinking water standards typically include blending, wellhead treatment, or supplementing the impaired source of supply.

The Borrego Springs Groundwater Subbasin of the Borrego Valley Groundwater Basin (BVGB) has been determined to be in overdraft. There is a potential risk associated with temporal changes in groundwater quality that may result in exceedances of California drinking water maximum contaminant levels (MCLs) in Borrego Water District (BWD) production wells due to the long-standing critical overdraft. Thus, it assesses current and historical groundwater quality data and the inter-relationship between groundwater levels and groundwater quality. The main constituents of concern (COCs) are arsenic, nitrate, sulfate, fluoride, total dissolved solids (TDS), and radionuclides. Of primary concern is the potential for water quality degradation and the relative risk that the groundwater supply will not meet MCLs.

The USGS found that concentrations of TDS and nitrate exceed their respective water quality standard thresholds in portions of the upper aquifer of the Borrego Springs Groundwater Subbasin (for reference with depth the BVGB is comprised of three aquifers: upper, middle, and lower). The highest concentrations of both constituents were generally found in the northern portion of the Borrego Springs Groundwater Subbasin, and the concentration of TDS was found to increase as groundwater levels decline. Sulfate, another COC, was also found to increase in concentration as groundwater levels decline. In addition to nitrate, TDS, and sulfate, other potential COCs in the BVGB include arsenic and gross alpha radiation, though the latter appears to be confined to the Ocotillo Wells Groundwater Subbasin. Since the compilation of available groundwater quality data by the USGS in 2015, additional data have been collected by the BWD for its active production wells in 2016 and for seven private wells located in the South Management Area (SMA) of the Borrego Springs Groundwater Subbasin. This recent data indicates that arsenic concentrations exceed the California drinking water MCL of 10 micrograms per liter ($\mu\text{g/L}$) in portions of the lower aquifer in the SMA. Additionally, review of historical arsenic data for BWD wells located in the SMA indicates an increasing arsenic trend in well ID1-2, and a linear regression analysis indicates a good correlation of fit among arsenic concentration, groundwater production, and declining groundwater levels in well ID1-8. Based on the 2-year

lag linear regression of groundwater production and arsenic data from well ID1-8, groundwater production in excess of 300 AFY at well ID1-8 is possible and further analysis is needed before conclusions can be reached. Thus, arsenic concentrations in the lower aquifer of the Borrego Springs Groundwater Subbasin are determined to be a primary COC. Because groundwater quality data for the Borrego Springs Groundwater Subbasin are limited, further data collection and evaluation is required to verify the predicted exceedance of the arsenic drinking water standards in well ID1-8 and potential for other wells in the Borrego Springs Groundwater Subbasin to exceed the arsenic drinking water standard or other COC.

B. Project Design / Process Flow:

Once it has been determined if a treatment process is necessary, an engineering report will be prepared indicating the best and most efficient method of treatment. The CIP breaks the treatment into phases. Environmental documents will be prepared and distributed. After approval, the project(s) will be sent out to public bidding and then constructed. The CIP shows these projects starting in FY 2022-23.

C. Cost Estimate:

Project costs are highly speculative at this time due to the fact that current water quality does not require treatment. Due to the falling groundwater table, this may change in the future with depth dependent water quality. The budget is \$1,785,000.

D. Project Estimated Timeline:

Since there is no immediate risk of water contamination in BWD Production wells, it is yet to be determined when and where future treatment will be necessary based on the factors outlined above – therefore no costs were included in the CIP.

E. Impacts of Deferral:

It is risky to wait this long, but once contamination is realized, deferring the improvements is not an option. Fines, public backlash and other interventions from State regulators would occur if drinking water standards are not met.

CIP ITEM No. 27: New Production Well

A. Project Description / Justification

Budget: \$2,000,000

A new production well may need to be installed in the next five years. Wells ID1-8, and ID1-10 cannot be rehabilitated again and falling groundwater levels are contributing to the problem.

B. Project Design / Process Flow:

Dudek prepared a report "Draft Working Technical Memorandum" dated June 16, 2017 that describes three separate Subbasin within the BWD service boundary. The report identifies that the Central Management Basin has the best chance for water that meets the requirements of California Code of Regulations (CCR) Title 17 and Title 22.

The BWD has already initiated preliminary review of potential new sources of supply in the Borrego Springs Subbasin and will further identify strategic sources of supply that meet Title 22 potable drinking water quality requirements.

Once a site has been selected, an exploration phase will commence. If the water quality and depth is acceptable, the land will be acquired for the wellsite and the well will be constructed to municipal standards.

C. Cost Estimate:

The well is estimated to cost \$2,000,000 to construct.

A. Project Estimated Timeline: Why is the project proposed for FY 2032:

Due to the fact that certain BWD wells have reached the end of their useful life, it is imperative to investigate and construct the replacement well before any existing well fails. Recent award of State of California to BWD provides initial funding for the investigation, there it is time to begin the process. No costs were included in the CIP because it is not apparent that a new well will be necessary within the planning parameters.

B. Impacts of Deferral:

Construction of this well is needed before complete failure of certain wells in the distribution system to ensure maximum water availability flow, operations flexibility and emergency response for BWD Customers. Deferring installation of the well increases the likelihood experiencing these problems in the future.

CIP ITEM No. 28: Solar Project

A. Project Description / Justification

Budget: \$1,200,000

As electricity costs increase, solar generation through Photovoltaic cells becomes more efficient and cost savings increase. Borrego Springs has some of the best conditions for solar power generation in the country.

B. Project Design / Process Flow:

An engineering analysis will be prepared to determine the feasibility of the project on a cost/benefit basis for the next 25 years. If it is deemed appropriate with the relevant estimated savings, the BWD District Engineer will prepare plans and specifications for the project. The project will then go to public bidding and the lowest responsible bidder will be awarded a contract to construct the project.

C. Cost Estimate:

The well is estimated to cost \$1,200,000 to construct.

D. Project Estimated Timeline: Why is the project proposed for FY 2031:

This project will be reviewed if the District deems bonding to be appropriate to fund the CIP.

E. Impacts of Deferral:

For costs savings to be realized, the sooner this project is implemented the better.

CIP ITEM No. 29: Well 5 Transmission Main Project

A. Project Description / Justification

Budget: \$1,215,000

Well #5 is used to supply water to ID-4 and ID-5, and to fill the 1.0 million gallon capacity Country Club Tank. Pipeline sizes range from 6-inches to 10-inches in diameter. The pipeline along Tilting T from Well 5 is 10 inches in diameter from the well to the intersection of Tilting T and Borrego Springs Road. After this intersection, the pipeline reduces to 8-inches in diameter, then reduces further to 6-inches in diameter along Country Club Road and Broken Arrow Road. Along these areas there are residential connections. A transmission pipeline would have no connections and would allow water to be pumped directly from Well #5 to the Country Club tank. There are certain advantages to having a transmission line. First, a larger pipeline would allow the tank to fill faster, save electricity from friction losses in the pipe. Second, if in the future there are any water quality problems, they could be addressed at the tank instead of the well.

Additionally, the District is exploring the possibility of drilling a new well (Well #2) at the intersection of Tilting T and Di Giorgio Road. The larger pipelines would allow for both Well #5 and Well #2 to fill the Country Club Tank. Having two wells in this area would provide redundancy if one of the wells is out of service.

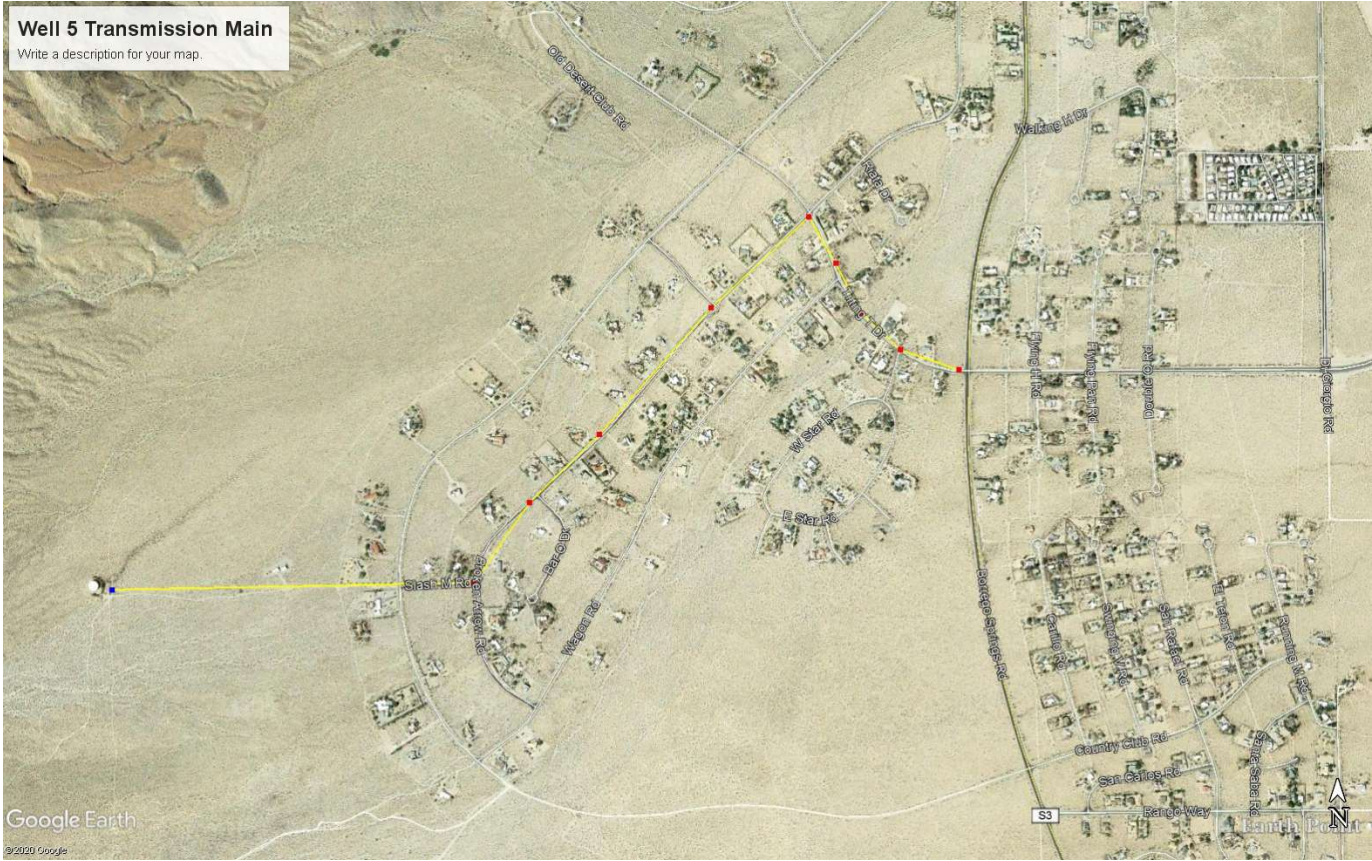


Figure 2 - Proposed Well 5 Transmission Main

B. Cost Estimate:

1	1	LS	Mobilization of equipment and material, Performance Bond, Payment Bond, General Liability Insurance, Workman's Compensation Insurance, Construction water, freight, project signs, Air pollution control district requirements and fees, Restroom Facilities, Vehicle Insurance, Taxes, Permits, Business license, and Similar expenses and other costs not specifically addressed within this bid item list.	\$ 170,000.00	\$ 170,000.00
2	1	LS	Preparation of Traffic Control Plan, Implementation of Traffic Control and Construction Area Signs	\$ 13,500.00	\$ 13,500.00
3	1	LS	Potholing of the Existing Underground Utilities and Pipelines as indicated on Improvement Plans.	\$ 7,500.00	\$ 7,500.00
4	10,000	LF	Furnish and Install New 12-inch Dia. AWWA C-900 DR 18 - Pressure Class 150 PVC Water Pipeline, Including Native Material Backfill and Compaction, fittings	\$ 75.00	\$ 750,000.00
5	1,300	CY	Install Granular Sand Pipe Bedding	\$ 55.00	\$ 71,500.00
6	10	EA	Furnish and Install New 12-Dia. Ductile Iron Resilient Wedge Gate Valve with Valve Cover and Riser.	\$ 3,000.00	\$ 30,000.00
7	7	EA	Furnish and Install New Fire Hydrant Assembly Including gate Valve, lateral and Valve Can	\$ 12,000.00	\$ 84,000.00
8	1	LS	Contractor to Complete Hydrostatic Pressure Testing per Specifications.	\$ 12,500.00	\$ 12,500.00
9	1	LS	Contractor to Complete Disinfection of the New Pipeline per Specifications	\$ 9,500.00	\$ 9,500.00
10	5,000	LF	Sawcut Existing AC Pavement	\$ 3.50	\$ 17,500.00
11	10,000	SF	Remove and Dispose AC Pavement	\$ 2.50	\$ 25,000.00
12	100	Tons	Install 4 Inches of AC Pavement 3/4" Type III Class B3 (Per San Diego County Standards and Specifications)	\$ 165.00	\$ 16,500.00
13	150	CYS	Install 9 Inches of Class II Base	\$ 50.00	\$ 7,500.00
Total Base Bid Items				\$	1,215,000.00

C. Project Estimated Timeline:

The water distribution system of ID-4 was not designed to convey the flows from Well#5 to the Country Club tank. Well #5 was incorporated into the BWD ID-4 system many years after ID-4 came into being. The system is working with the assistance of booster pumps. It is anticipated that this project will be completed in FY 2028-29.

D. Impacts of Deferral:

The system can continue to operate adequately in its current condition; however it is not efficient. Also, with the addition of Well #2 in the area, it will become necessary to upgrade the system pipelines to the Country Club tank. Also, if water quality issues arise at Well #5 or the proposed Well #2 location, a centralized treatment system can be installed at the Country Club Tank with a transmission line.

CIP ITEM No. 30: Club Circle Water and Sewer Pipeline Replacement Project

A. Project Description/ Reason for expense.

The Club Circle development was constructed in the 1960's, along with the water distribution system and the sewer collection system. The water and sewer pipelines are beyond their expected lifespan. The sewer pipelines are constructed of a fragile clay material. Recently the District completed a video inspection of the sewer pipelines. There was not an immediate need to replace the sewer pipelines at the time; however there were some root intrusion.

Due to their age and condition, the water pipelines inside the development are known to break when the pressure is over 80 psi. The water pipelines need to be replaced. The water and sewer infrastructure is beneath the asphalt paved roads. Therefore, when the water pipelines are to be replaced it would be efficient to replace the sewer pipelines at the same time since the asphalt paving will need to be removed and replaced. Additionally, it is likely that due to construction of the water pipes, that the vibration will cause damage to the old clay sewer pipes. Replacing both water and sewer pipelines will required that the entire roadways inside the Club Circle Development be replaced and repaved.

B. Cost Estimate

The cost estimate (see next page) to complete the improvements at Club Circle is \$2,286,000.

Water Improvements Base Bid Items:					
ITEM	QUANTITY	UNIT	ITEM	UNIT COST	AMOUNT
1	1	LS	Mobilization of equipment and material, Performance Bond, Payment Bond, General Liability Insurance, etc.	\$ 170,000.00	\$ 170,000.00
2	1	LS	Preparation of Traffic Control Plan, Implementation of Traffic Control and Construction Area Signs	\$ 13,500.00	\$ 13,500.00
3	1	LS	Potholing of the Existing Underground Utilities and Pipelines as indicated on Improvement Plans.	\$ 7,500.00	\$ 7,500.00
4	3,600	LF	Furnish and Install New 8-inch Dia. AWWA C-900 DR 18 - Pressure Class 150 PVC Water Pipeline, Including Native Material Backfill and Compaction, fittings	\$ 75.00	\$ 270,000.00
5	3,600	LF	Install New 8-inch Dia. SDR35 sewer pipeline, Including Native Material Backfill and Compaction.	\$ 75.00	\$ 270,000.00
6	1,000	CY	Install Granular Sand Pipe Bedding	\$ 55.00	\$ 55,000.00
7	14	EA	Furnish and Install New 8-Dia. Ductile Iron Resilient Wedge Gate Valve with Valve Cover and Riser.	\$ 2,200.00	\$ 30,800.00
8	7	EA	Furnish and Install New Fire Hydrant Assembly Including gate Valve, lateral and Valve Can	\$ 12,000.00	\$ 84,000.00
9	2	EA	Install New Blow-Off Assembly per Construction Keynote 4 .	\$ 1,900.00	\$ 3,800.00
10	1	LS	Contractor to Complete Hydrostatic Pressure Testing per Specifications.	\$ 12,500.00	\$ 12,500.00
11	1	LS	Contractor to Complete Disinfection of the New Pipeline per Specifications	\$ 9,500.00	\$ 9,500.00
12	14,400	LF	Sawcut Existing AC Pavement	\$ 3.50	\$ 50,400.00
13	28,800	SF	Remove and Dispose AC Pavement	\$ 2.50	\$ 72,000.00
14	3,000	Tons	Install 4 Inches of AC Pavement 3/4" Type III Class B3 (Per San Diego County Standards and Specifications)	\$ 165.00	\$ 495,000.00
15	4,000	CYS	Install 9 Inches of Class II Base	\$ 50.00	\$ 200,000.00
16	58	EA	Water Service Laterals	\$ 1,200.00	\$ 69,600.00
17	58	EA	Sewer Laterals	\$ 2,800.00	\$ 162,400.00
18	1	LS	Bypass Sewer Pumping	\$ 200,000.00	\$ 200,000.00
19	11	EA	Rehabilitate Manholes	\$ 10,000.00	\$ 110,000.00
Total Base Bid Items					\$ 2,286,000.00



Figure 3 - Club Circle Development

BORREGO WATER DISTRICT
BOARD OF DIRECTORS MEETING
JUNE 28, 2022
AGENDA ITEM II.D

June 21, 2022

TO: Board of Directors
FROM: Geoffrey Poole, General Manager/David Dale, PE District Engineer
SUBJECT: Agreement for Engineering Services with Intera – G Poole/T Driscoll

RECOMMENDED ACTION:

Approve Agreement with Intera for Engineering Services

ITEM EXPLANATION:

Staff and Trey Driscoll have been working on a Draft Agreement for Engineering Services during 22-23 and the following 2 years. The proposed Scope of Work and Agreement is attached.

NEXT STEPS

Begin work on authorized Projects as identified in Attachments

FISCAL IMPACT

\$XXX,XXX in FY 22-23

ATTACHMENTS

1. Proposed Agreement

**BORREGO WATER DISTRICT
PROFESSIONAL SERVICES AGREEMENT**

1. Parties and Date.

This Agreement is made and entered into this _____ day of _____, 2022, by and between the Borrego Water District, a California water district ("BWD") and INTERA Incorporated. ("Consultant"), a Texas corporation, whose address is 3838 W. Carson Street, #380, Torrance, CA 90503. BWD and Consultant are sometimes individually referred to as "Party" and collectively as "Parties."

2. Recitals.

a. Consultant.

Consultant desires to perform and assume responsibility for the provision of certain professional services required by BWD on the terms and conditions set forth in this Agreement. Consultant represents that it is experienced in providing engineering and hydrogeologic technical services to public clients, is licensed in the State of California, and is familiar with the plans of BWD.

b. Project.

BWD desires to engage Consultant to render such professional services as needed by BWD, including services related to BWD's participation in the implementation of the Stipulated Agreement/Judgment for the Borrego Springs Subbasin.

3. Terms.

a. General Scope of Services. Consultant agrees to furnish to BWD all labor, materials, tools, equipment, services, and incidental and customary work necessary to fully and adequately supply professional engineering and hydrogeologic technical services to BWD ("Services") using the skill and care that a competent professional would use in similar circumstances and geography. The Services are generally described in Exhibit "A" attached hereto and incorporated herein by reference, and which are stated in the proposal to BWD and approved by BWD's Board of Directors.

b. Term. The term of this Agreement shall be from _____, 2022 to _____, 2025, unless earlier terminated as provided herein. Consultant shall complete the Services within the term of this Agreement and shall meet any other established schedules and deadlines. The Parties may, by mutual, written consent, extend the term of this Agreement if necessary to complete the Services.

c. Insurance. BWD shall require the Consultant to procure and maintain, at its own expense, for the duration of the Agreement insurance against claims for injuries to persons or damages to property which may arise from or in connection with the performance of the Agreement by the Consultant, its agents, representatives, employees or subcontractors. Consultant shall also require its subcontractors to procure and maintain the same insurance for the duration of the Agreement. Such insurance shall give BWD Additional Insured status under Consultant's General Liability and Automobile Liability.

d. Limitation of Liability. Notwithstanding anything to the contrary stated elsewhere in this Agreement, Consultant's maximum liability under this Agreement or any other attachments hereto whether based in contract, tort, warranty, negligence or otherwise shall not exceed amounts recoverable under the limits of the insurance required under this Agreement, up to a maximum of \$2,000,000. In no event shall Consultant be liable to BWD for any special, indirect, or consequential damages occasioned by the Services performed or by application or use of the reports prepared under this Agreement.

e. Fees and Payments.

i. Compensation. Consultant shall receive compensation for all Services rendered under this Agreement at the rates set forth in Exhibit "B" attached hereto and incorporated herein by reference. The total compensation for all Task Orders issued hereunder shall not exceed **Three Hundred Twenty-Five Thousand Six Hundred Ninety-Five Dollars (\$325,695)** without written approval of BWD, as applicable.

ii. Payment. BWD shall review Consultant's monthly invoices for services rendered, and within forty-five (45) days of receiving such invoice, pay all approved charges thereon.

iii. Reports. At the end of each fiscal year, Consult shall complete a budget review of the previous fiscal year and make an updated recommendation for the subsequent fiscal year budget based on cost incurred and anticipated scope of the following fiscal year.

f. General Provisions.

i. Termination of Agreement. BWD or the Consultant may terminate the whole or any part of this Agreement at any time and without cause by giving written notice of such termination, and specifying the effective date thereof, at least thirty (30) days before the effective date of such termination. Upon termination by BWD for convenience, Consultant shall be compensated for those services which have been adequately rendered to BWD.

ii. Delivery of Notices. All notices permitted or required under this Agreement shall be given to the respective Parties at the following address, or at such other address as the respective parties may provide in writing for this purpose:

Consultant: INTERA Incorporated.
3838 W. Carson Street, #380
Torrance, CA 90503
Attn: Trey Driscoll
Phone: (424) 275-4055

BWD: Borrego Water District
806 Palm Canyon Drive
Borrego Springs, CA 92004
Attn: Geoff Poole
Phone: [INSERT NUMBER]

Such notice shall be deemed made when personally delivered or when mailed, forty-eight (48) hours after deposit in the U.S. Mail, first class postage prepaid and addressed to the Party at its applicable address. Actual notice shall be deemed adequate notice on the date actual notice occurred, regardless of the method of service.

iii. Cooperation; Further Acts. The Parties shall fully cooperate with one another, and shall take any additional acts or sign any additional documents as may be necessary, appropriate or convenient to attain the purposes of this Agreement.

iv. Indemnification. BWD's agreement with the Consultant shall require the Consultant to defend, indemnify and hold BWD, its officials, officers, employees, volunteers and agents free and harmless from any and all claims, demands, causes of action, costs, expenses, liability, loss, damage or injury, in law or equity, to property or persons, including wrongful death, in any manner to the extent caused by the negligent acts, errors, or omissions of the Consultant in the execution of the Services.

v. Entire Agreement. This Agreement contains the entire Agreement of the Parties with respect to the subject matter hereof, and supersedes all prior negotiations, understandings or agreements. This Agreement may only be modified by a writing signed by both Parties.

vi. Governing Law. This Agreement shall be governed by the laws of the State of California. Venue shall be in Riverside County.

vii. Time of Essence. Time is of the essence for each and every provision of this Agreement.

viii. Successors and Assigns. This Agreement shall be binding on the successors and assigns of the Parties.

ix. Assignment or Transfer. Consultant shall not assign, hypothecate, or transfer, either directly or by operation of law, this Agreement or any interest herein without the prior written consent of BWD and such consent shall not be unreasonably withheld. Any attempt to do so shall be null and void, and any assignees, hypothecates or transferees shall acquire no right or interest by reason of such attempted assignment, hypothecation or transfer.

x. Construction; References; Captions. Since the Parties or their agents have participated fully in the preparation of this Agreement, the language of this Agreement shall be construed simply, according to its fair meaning, and not strictly for or against any Party. Any term referencing time, days or period for performance shall be deemed calendar days and not work days. All references to the Consultant include all personnel, employees, agents, and subcontractors of Consultant, except as otherwise specified in this Agreement. All references to BWD include its elected officials, officers, employees, agents, and volunteers except as otherwise specified in this Agreement. The captions of the various articles and paragraphs are for convenience and ease of reference only, and do not define, limit, augment, or describe the scope, content, or intent of this Agreement.

xi. Amendment; Modification. No supplement, modification, or amendment of this Agreement shall be binding unless executed in writing and signed by both Parties.

xii. Waiver. No waiver of any default shall constitute a waiver of any other default or breach, whether of the same or other covenant or condition. No waiver, benefit, privilege, or service voluntarily given or performed by a Party shall give the other Party any contractual rights by custom, estoppel, or otherwise.

xiii. No Third Party Beneficiaries. There are no intended third party beneficiaries of any right or obligation assumed by the Parties.

xiv. Invalidity; Severability. If any portion of this Agreement is declared invalid, illegal, or otherwise unenforceable by a court of competent jurisdiction, the remaining provisions shall continue in full force and effect.

xv. Authority to Enter Agreement. Consultant has all requisite power and authority to conduct its business and to execute, deliver, and perform the Agreement. Each Party warrants that the individuals who have signed this Agreement have the legal power, right, and authority to make this Agreement and bind each respective Party.

xvi. Counterparts. This Agreement may be signed in counterparts, each of which shall constitute an original.

[SIGNATURES ON FOLLOWING PAGE]

**SIGNATURE PAGE
TO
BORREGO SPRINGS WATER DISTRICT
AGREEMENT FOR PROFESSIONAL SERVICES**

IN WITNESS WHEREOF, the Parties hereby have made and executed this Agreement as of the date first written above.

BORREGO WATER DISTRICT

INTERA

By: _____
Geoff Poole
General Manager

By: _____
Abhishek Singh
President – Water Supply and Water Resources

EXHIBIT “A”

Scope of Services

- **Task 1 – Attend Watermaster Board Meetings**
 - Mr. Driscoll anticipates attending up to twelve (12) Watermaster Board meetings per WY or FY. We assume that each meeting will require approximately 3 hours to attend and that no preparation beyond agenda and Board packet review is required for each meeting.
 - Deliverables: Attend up to 37 Watermaster Board meetings remotely and provide summary of key action items (FY 2022 – 1 Remaining Board Meeting, FY 2023 – 12 Board Meetings, FY 2024 – 12 Board Meetings, FY 2025 – 12 Board Meetings)
- **Task 2 - Technical Advisory Committee and Environmental Working Group Support**
 - Mr. Driscoll anticipates attending up to eight (8) Technical Advisory Committee (TAC) and Environmental Working Group (EWG) meetings per WY or FY. We assume that each meeting will require 3 hours to attend and will require up to 4 hours of preparation prior to the meeting.
 - Additionally, we have budgeted per FY, 40 hours for preparation of figures and text to inform the TAC and EWG discussions, time for up to 4 meetings with BWD specifically to discuss TAC related concerns and 8 hours for additional inquiry by BWD staff. Additional meetings or preparation may be necessary and will be requested on an as-needed basis.
 - Deliverables:
 - Attend up to 25 TAC and EWG meetings and prepare meeting materials (FY 2022 – 1 Remaining TAC/EWG Meeting, FY 2023 – 8 TAC/EWG Meetings, FY 2024 – 8 TAC/EWG Meetings, FY 2025 – 8 TAC/EWG Meetings)
 - 40 hours for preparation of figures and text, up to 4 meetings with BWD specifically to discuss TAC related concerns and 8 hours for additional inquiry by BWD staff
- **Task 3 - Technical Review of Combined Annual Report to the Court and DWR**
 - INTERA will complete a technical review of Combined Annual Report to the Court and California Department of Water Resources (DWR). The Annual Report is due to the DWR on April 1 of each year. INTERA will submit tracked changed comments and provide a comment letter summarizing substantive comments for Watermaster review and consideration. It is anticipated that if schedule allows, the BWD Board will review and approve submittal of the Combined Annual Report comment letter to the Watermaster. INTERA may make recommendations as part of the technical review for additional analysis of the Combined Annual Report. This fee estimate does not include budget for additional analysis. INTERA will provide scope and fee for additional analysis proposed for BWD Board review and consideration as part of the presentation of findings, if identified.

- Deliverables:
 - Review of Draft and Final Combined Annual Report with comments provided as track changes to word documents and comment letter for BWD review and approval
 - Present findings at BWD Board Meeting and provide necessary verbal comments at Watermaster Board meetings
 - (FY 2022 – Review Completed, FY 2023, FY 2024, FY 2025 – 3 Combined Annual Reports)
- **Task 4 - Technical Review of the Sustainable Yield Update**
 - The Watermaster staff (West Yost) is preparing an update of the sustainable yield using the Borrego Valley Hydrologic Model (BVHM). BVHM was developed by the U.S. Geological Survey with simulation period of October 1929 through December 2010. BVHM was extended by Dudek from January 2011 through September 2016. BVHM was used to determine the current estimate of the sustainable yield of 5,700 acre-feet per year used in the Judgment. The Judgment calls for update and use of the BVHM to redetermine the sustainable yield in 2025 (and over the period of the rampdown through 2040). The main sources of model uncertainty are unmetered pumping, aquifer properties and streambed infiltration rates. For WY 2022, West Yost, is extending the simulation period through WY 2021, comparing BVHM-estimated pumping for WY 2021 versus Watermaster’s metered pumping for WY 2021, recommending future actions based on the results of model extension and preparing a technical memorandum. INTERA will review and comment on the BVHM Technical Memorandum prepared by West Yost. This will include review of the eight model packages (discretization, output control option, time-variant specified head, flow and head boundary, unsaturated flow, farm process, multi-node well and streamflow routing) updated by West Yost. INTERA modelers will evaluate the updated BVHM and prepare a comment letter based on review of the updated BVHM and technical memorandum. This task provides for limited BVHM model review and coordination with West Yost for the BVHM model update. Some costs for BVHM model support may be directly reimbursed by the Watermaster (to be approved at discretion of Watermaster Board). This fee estimate does not include budget for additional analysis such as running future model simulations or uncertainty analysis. INTERA will provide scope and fee for additional analysis, if identified.
 - Deliverables:
 - BVHM update review and Technical Memorandum review
 - Prepare Comment Letter
- **Task 5 - Technical Review of Work Plan for a Groundwater Quality and Expanded Groundwater Level Monitoring Program**
 - West Yost, is preparing a work plan for groundwater quality and expanded groundwater level monitoring. On May 18, 2022, Mr. Driscoll attended the County of San Diego Borrego Springs Community Sponsor Group Water and Land Use/Planning Subcommittee meeting. The Subcommittee requested that INTERA assist with

identifying existing wells to be added to the Watermaster monitoring network. INTERA anticipates one (1) meeting/field visit in Borrego Springs to document the condition of existing wells identified by the Water and Land Use/Planning Subcommittee. INTERA will collaborate with local stakeholders and West Yost to add additional wells to the monitoring network. This task also includes budget to review and comment on the Work Plan being developed by West Yost for the Groundwater Quality and Expanded Groundwater Level Monitoring Program. INTERA anticipates to collaborate with West Yost on this effort and provide a formal review of the Work Plan. It is assumed that the monitoring network coordination and Work Plan review will take up to 24 hours of staff time. INTERA and the Water and Land Use/Planning Subcommittee may make recommendations for additional analysis regarding issues identified or need for subsequent review to expand the monitoring network. It is currently anticipated that West Yost will be the entity to complete this additional work; however, INTERA will provide scope and fee for additional work, if requested by the BWD Board, based on the findings of the technical review.

- Deliverables:
 - Technical Comment Letter or track changes review of Work Plan for a Groundwater Quality and Expanded Groundwater Level Monitoring Program
 - Field visit with Water and Land Use/Planning Subcommittee to identify additional existing wells to add to the monitoring network
 - Draft Existing Wells to Potentially be Monitored Memorandum for Land Use/Planning Subcommittee to present to West Yost

- **Task 6 - Technical Review of Biological Rehabilitation of Fallowed Lands and Groundwater Dependent Ecosystems**

- To date, substantial desktop, and field review of biological rehabilitation of fallowed lands and groundwater dependent ecosystems (GDEs) have been conducted in the Borrego Springs Basin as part of the Groundwater Management Plan development and for the Viking Ranch. INTERA will complete technical review of Work Plans developed for studies and proposed field work. Review will be focused on how the proposed studies may further inform management of groundwater resources including sustainable management criteria within the Basin. INTERA may make recommendations for additional analysis regarding issues identified or need for subsequent review to further evaluate rehabilitation of fallowed lands and GDEs. INTERA will provide scope and fee for additional work, if requested by the BWD Board, based on the findings of the technical review.
- Deliverable: Comment Letter or track changes review of Biological Rehabilitation of Fallowed Lands and Groundwater Dependent Ecosystems

- **Task 7 - Technical Review of Surface Water Monitoring Program**

- Surface water and subsurface inflows to the Borrego Springs Basin were identified as a source of uncertainty in the BVHM water budget. As part of the Groundwater Management Plan development, manual surface water flow measurements and the extent of the wetted surface reach were taken at Coyote Creek on a semi-annual basis.

As part of the Proposition 68 grant, a project was developed to monitor inflows at Coyote Creek using a combination of manual measurements and a nontraditional stream flow gage potentially using a high-resolution video camera. INTERA will review and provide comment of proposed surface water monitoring for the Basin. INTERA may make recommendations for additional analysis regarding issues identified or need for subsequent review to further evaluate the surface water monitoring program. INTERA will provide scope and fee for additional work, if requested by the BWD Board, based on the findings of the technical review.

- Deliverable: Comment Letter or track changes review of Surface Water Monitoring Program
- **Task 8 - Technical Review of Semi-annual groundwater level, quality, and production**
 - West Yost will provide semi-annual groundwater level, quality, and production data to track progress toward achieving the sustainability goals and sustainable management criteria for the Basin. INTERA will review the monitoring data on a semi-annual basis and develop comments and summary information to inform BWD and Basin stakeholders. INTERA may make recommendations for additional analysis regarding issues identified or need for subsequent review to further evaluate semi-annual data. INTERA will provide scope and fee for additional work, if requested by the BWD Board, based on the findings of the technical review.
 - Deliverables:
 - Technical review of Semi-annual groundwater level, quality, and production
 - Provide comment letters or verbal comments to Watermaster as necessary
- **Task 9 - Technical Review of Combined 5-Year Report to DWR and Court**
 - INTERA will complete technical review of the Draft 5-Year Report to DWR and Court. This will include review of the BVHM Sustainable Yield Update described in Task 4. Based on the review of the Sustainable Yield Update and the Annual Reports, INTERA may make recommendations for additional analysis such as further evaluating the uncertainty of the Basin sustainable yield. We will also evaluate the groundwater conditions of the Basin at the time of the 5-Year Report in terms of meeting interim milestones specified in the Groundwater Management Plan. The Technical Review may include recommended adaptive measures to the Groundwater Management Plan if Basin conditions exceed any of the 5-Year milestones for groundwater levels, groundwater in storage, or water quality. If additional analysis is needed, INTERA will provide scope and fee for additional work, if requested by the BWD Board, based on the findings of the technical review.
 - Deliverables:
 - Review of Draft and Final Combined 5-Year Report with comments provided as track
 - changes to word documents and comment letter for BWD review and approval

- Review of BVHM Sustainable Yield Update
 - Present findings at BWD Board Meeting and provide necessary verbal comments at Watermaster Board meetings
- **Task 10 - Technical Support Services Grant Coordination**
 - Mr. Driscoll will lead the Technical Support Services (TSS) grant work on behalf of the BWD as the Basin's point of contact. DWR has indicated that BWD's TSS grant has been accepted and will directly fund new multi-completion monitoring well(s) and provide additional technical support to the Basin under this grant. DWR estimates the value of the award to the Basin at approximately \$1M to \$1.5M for direct costs from the TSS grant depending on final drilling depth and monitoring well design. Mr. Driscoll has already coordinated with the TAC and DWR to finalize the location of the first new monitoring well and performed initial outreach with the property owner. This task provides budget to assist with negotiation of an easement to drill and construct the monitoring wells in coordination with the DWR and BWD legal counsel and work with West Yost and DWR to facilitate implementation of drilling, well construction and monitoring. This scope of work is based on limited TSS grant project management and support services based on the level of effort anticipated to be needed to plan and implement the project in coordination with West Yost. If additional work is needed, INTERA will provide scope and fee, if requested by the BWD.
 - Deliverables:
 - Work with the BWD, Watermaster, West Yost, TAC and Basin stakeholders to identify parcels for drilling and construction of the new monitoring well(s). Work with the BWD and DWR to obtain a property easement per DWR requirements.
 - Assist West Yost with preparation of general work plan and engineer's estimate for drilling and construction, reporting and monitoring of a multi-completion wells.
 - TSS grant project management, coordination and meetings with Watermaster and DWR staff
- **Task 11 – As Needed Technical Support**
 - INTERA will provide as-need work for Watermaster Technical Services on a time and materials basis. All as-needed work will be approved via written authorization (email) by the BWD General Manager up to the budget provided in this task. As-need work includes tasks such as the ongoing review of the new de minimis well permit that BWD and Watermaster staff are currently reviewing.
 - Deliverables: Deliverables to be defined in coordination with the BWD Board and BWD General Manager

EXHIBIT “B”

Table 1. Fee

Task	Total Labor	Expenses	Total
Task 1 Attend Watermaster Board Meetings			
Task 1.1 FY 2022 Watermaster Board Meetings	\$ 855		\$ 855
Task 1.2 FY 2023 Watermaster Board Meetings	\$ 10,260		\$ 10,260
Task 1.3 FY 2024 Watermaster Board Meetings	\$ 10,260		\$ 10,260
Task 1.4 FY 2025 Watermaster Board Meetings	\$ 10,260		\$ 10,260
Sub-total Task 1	\$ 31,635	\$ -	\$ 31,635
Task 2 Technical Advisory Committee and Environmental Working Group Support			
Task 2.1 FY 2022 TAC/EWG Meetings/Sponsor Group Meetings	\$ 2,850		\$ 2,850
Task 2.2 FY 2023 TAC/EWG Meetings	\$ 24,800	\$ 400	\$ 25,200
Task 2.3 FY 2024 TAC/EWG Meetings	\$ 24,800	\$ 400	\$ 25,200
Task 2.4 FY 2025 TAC/EWG Meetings	\$ 24,800	\$ 400	\$ 25,200
Sub-total Task 2	\$ 77,250	\$ 1,200	\$ 78,450
Task 3 Technical Review of Combined Annual Report to the Court and DWR			
Task 3.1 FY 2023 Technical Review Annual Report	\$ 9,520		\$ 9,520
Task 3.2 FY 2024 Technical Review Annual Report	\$ 9,520		\$ 9,520
Task 3.3 FY 2025 Technical Review Annual Report	\$ 9,520		\$ 9,520
Sub-total Task 3	\$ 28,560	\$ -	\$ 28,560
Task 4 Technical Review Update of Sustainable Yield			
Task 4.1 FY 2023 Technical Review Update of Sustainable Yield	\$ 20,200		\$ 20,200
Task 4.2 FY 2024 Technical Review Update of Sustainable Yield	\$ 18,500		\$ 18,500
Task 4.3 FY 2025 Technical Review Update of Sustainable Yield	\$ 20,200		\$ 20,200
Sub-total Task 4	\$ 58,900	\$ -	\$ 58,900
Task 5 Technical Review of Work Plan for Expanded Monitoring Program			
Task 5.1 FY 2023 Land Use/Planning Subcommittee Existing Well Review	\$ 7,600	\$ 200	\$ 7,800
Task 5.2 FY 2023 Technical Review Monitoring Network	\$ 4,840		\$ 4,840
Task 5.3 FY 2024 Technical Review Monitoring Network	\$ 4,840		\$ 4,840
Sub-total Task 5	\$ 17,280	\$ 200	\$ 17,480
Task 6 Technical Review of Biological Restoration of Fallowed Lands and Groundwater Dependent Ecosystems			
Task 6.1 FY 2023 Technical Review Fallowed Lands and GDEs	\$ 4,840		\$ 4,840
Task 6.2 FY 2024 Technical Review Fallowed Lands and GDEs	\$ 4,840		\$ 4,840
Sub-total Task 6	\$ 9,680	\$ -	\$ 9,680
Task 7 Technical Review of Surface Water Monitoring Program			
Task 7.1 FY 2023 Technical Review Surface Monitoring Program	\$ 2,470		\$ 2,470
Task 7.2 FY 2024 Technical Review Surface Monitoring Program	\$ 2,470		\$ 2,470
Sub-total Task 7	\$ 4,940	\$ -	\$ 4,940
Task 8 Technical Review of Semi-annual groundwater level, quality, and production			
Task 8.1 FY 2023 Technical Review Semi-annual data	\$ 3,120		\$ 3,120
Task 8.2 FY 2024 Technical Review Semi-annual data	\$ 3,120		\$ 3,120
Task 8.3 FY 2025 Technical Review Semi-annual data	\$ 3,120		\$ 3,120
Sub-total Task 8	\$ 9,360	\$ -	\$ 9,360

Task	Total Labor	Expenses	Total
Task 9 Technical Review of 5-Year Update			
Task 9.1 FY 2025 Technical Review of 5-Year Update	\$ 18,120		\$ 18,120
Sub-total Task 9	\$ 18,120	\$ -	\$ 18,120
Task 10 Technical Support Services Grant Coordination			
Task 10.1 TSS Grant Property, Access, and Logistics Coordination	\$ 11,400	\$ 300	\$ 11,700
Task 10.2 TSS Grant Implementation Support	\$ 14,250	\$ 500	\$ 14,750
Sub-total Task 10	\$ 25,650	\$ 800	\$ 26,450
Task 11 As Needed Technical Support			
Task 11.1 FY 2023 As Needed Technical Support	\$ 14,040		\$ 14,040
Task 11.2 FY 2024 As Needed Technical Support	\$ 14,040		\$ 14,040
Task 11.3 FY 2025 As Needed Technical Support	\$ 14,040		\$ 14,040
Sub-total Task 11	\$ 42,120	\$ -	\$ 42,120
TOTAL	\$ 323,495	\$ 2,200	\$ 325,695
FY 2022 (REMAINING)	\$ 3,705		\$ 3,705
FY 2023	\$ 127,340	\$ 1,400	\$ 128,740
FY 2024	\$ 92,390	\$ 400	\$ 92,790
FY 2025	\$ 100,060	\$ 400	\$ 100,460

BORREGO WATER DISTRICT
BOARD OF DIRECTORS MEETING
JUNE 28, 2022
AGENDA ITEM II.E

June 21, 2022

TO: Board of Directors

FROM: Geoffrey Poole, General Manager/David Dale, PE District Engineer

SUBJECT: Request from Jim Wermers for Assistance with Fire Service Replacement at The Mall – D Dale

RECOMMENDED ACTION:

Receive request and authorize BWD participation in Fire Line Replacement

ITEM EXPLANATION:

Originally, the mall was constructed with 11 meters, one fire hydrant and garage sprinklers on site. BWD owned and operated the system inside the Mall Parking lot and Courtyard/Parking up to the meter and the hydrant. Subsequently, a requirement for backflow preventers was created by the State and BWD decided to Master Meter the mall and install one large backflow preventer at the street instead of 11 individual devices. With this change, the one BWD fire hydrant in the courtyard/parking area was converted to a private hydrant. Due to the fact that the hydrant was now placed downstream of the new master meter, a significant flow restriction was created.

Jim Wermers is interested in replacing all of the old pipelines in the Mall and has requested financial assistance for this project from BWD to cost share on the fire service line only. Staff feels its appropriate and in the best interest of all parties (Wermers/BWD/Fire Dept) that the hydrant and sprinklers in the Mall Courtyard/Parking be connected directly to the BWD system and not flow through the Mall meter. To do so, a new waterline from the street to the hydrant and private sprinklers would be needed. In addition, the individual units in the Mall would be connected to a new 2" meter that would be fully funded by Wermers. Staff is requesting input from the Board on the request and if there is any interest in assisting with this Project and if so, Staff will negotiate and return with a specific proposal and dollar amount at the early July meeting.

NEXT STEPS

TBD

FISCAL IMPACT

If the Board wishes to pursue, Staff will return in 2 weeks with a specific cost estimate and further information.

ATTACHMENTS

1. None

BORREGO WATER DISTRICT
BOARD OF DIRECTORS MEETING
JUNE 28, 2022
AGENDA ITEM II. F. 1 & 2

June 21, 2022

TO: Board of Directors

FROM: Geoffrey Poole, General Manager

SUBJECT: Borrego Springs Subbasin Watermaster Board – VERBAL D Duncan/K Dice

- Update on Board Activities
- Update on Technical Advisory Committee Activities - T Driscoll
- Future TAC Agenda Items

RECOMMENDED ACTION:

Receive Verbal Report from Representatives and Discuss potential future TAC Agenda items.

ITEM EXPLANATION:

VERBAL REPORT

FISCAL IMPACT:

TBD

NEXT STEPS:

TBD

ATTACHMENTS:

1. None

IV.A
Financial Reports
May 2022



TREASURER'S REPORT May 2022

	Bank Balance	Carrying Value	Fair Value	<u>% of Portfolio</u> Current Actual	Rate of Interest	Maturity	Valuation Source
Cash and Cash Equivalents:							
Demand Accounts at CVB/LAIF							
General Account/Petty Cash	\$ 4,877,954	\$ 4,876,793	\$ 4,876,793	56.43%	0.00%	N/A	CVB
Payroll Account	\$ 109,270	\$ 111,107	\$ 111,107	1.29%	0.00%	N/A	CVB
2021 Bond Funds	\$ 1,584,495	\$ 1,584,495	\$ 1,584,495	18.34%	0.00%	N/A	CVB
LAIF	\$ 2,069,053	\$ 2,069,053	\$ 2,069,053	23.94%	0.22%	N/A	LAIF
Total Cash and Cash Equivalents	<u>\$ 8,640,772</u>	<u>\$ 8,641,448</u>	<u>\$ 8,641,448</u>	<u>100.00%</u>			
Facilities District No. 2017-1A-B							
Special Tax Bond- Rams Hill -US BANK	\$ 291,798	\$ 291,798	\$ 291,798				
Total Cash,Cash Equivalents & Investments	<u>\$ 8,932,570</u>	<u>\$ 8,933,246</u>	<u>\$ 8,933,246</u>				

Cash and investments conform to the District's Investment Policy statement filed with the Board of Directors on June 09, 2020
 Cash, investments and future cash flows are sufficient to meet the needs of the District for the next six months.
 Sources of valuations are CVB Bank, LAIF and US Trust Bank.

Jessica Clabaugh, Finance Officer



**Borrego Water District
Operating Budget Analysis
05/01 to 05/31/2022**

	<i>Budgeted FY2022</i>	<i>Actual May FY2022</i>	<i>Projected May FY2022</i>	<i>Year to Date FY2022</i>
<u>INCOME</u>				
RATE REVENUE				
Water Rates Revenues				
Commodity Rates				
Residential	1,444,114	121,944	111,733	1,336,810
Commercial	704,908	55,546	54,540	576,335
Irrigation	322,038	30,216	24,917	389,394
Total Commodity	<u>2,471,060</u>	<u>207,706</u>	<u>191,200</u>	<u>2,302,540</u>
Non-Commodity Charges				
Base Meter Charges	1,332,062	110,790	111,005	1,199,682
New Meter/Connection	5,000	25	400	5,839
New Water Supply (Pilot Program)	-	-	-	27,910
Backflow Testing/Install	5,215	-	-	2,615
Bulk Water Sales	2,583	30,478	220	84,234
Total Non-Commodity	<u>1,344,860</u>	<u>141,292</u>	<u>111,625</u>	<u>1,320,280</u>
				-
Total Water Rate Revenues	3,815,920	348,998	302,826	3,622,820
Sewer Rates				
TCS Holder Fees (SA2)	151,602	12,672	12,633	152,293
TCS User Fees (SA2)	120,595	10,399	10,050	108,851
RH Sewer User Fees (ID1)	152,354	9,177	12,696	138,287
Sewer User Fees (ID5)	172,455	10,349	14,371	155,940
Total Sewer Rates	<u>597,006</u>	<u>42,597</u>	<u>49,750</u>	<u>595,433</u>
Availability Charges Collected thru Tax Roll				
ID1 - Water/Sewer/Flood Standby	85,000	738	333	106,762
ID3/ID4 - Water Standby	110,000	3,363	430	113,148
Pest Control Standby	14,000	379	55	16,011
Total Availability (Tax Roll)	<u>209,000</u>	<u>4,479</u>	<u>818</u>	<u>235,921</u>
TOTAL RATE REVENUE	4,621,927	396,075	353,393	4,454,174
OTHER INCOME				
Penalties & Fees	15,000	6,061	1,250	55,742
BSUSD Well Agreement	31,064	-	-	42,784
1% Property Assessments	63,000	4,182	247	72,082
Interest Income (LAIF)	15,000	-	1,250	4,141
Other (Gain on Asset Sold/JPIA Rebate)		12,630		21,130
Groundwater Management Income (see GWM Detail)	116,333	-	326	8,317
TOTAL OTHER INCOME	240,397	22,873	3,073	204,196
GROSS INCOME	<u>4,862,324</u>	<u>418,948</u>	<u>356,466</u>	<u>4,658,370</u>

OW Solar

JPIA Rebate



**Borrego Water District
Operating Budget Analysis
05/01 to 05/31/2022**

	Budgeted FY2022	Actual May FY2022	Projected May FY2022	Year to Date FY2022
<u>EXPENSES</u>				
OPERATING EXPENSES				
Operations & Maintenance Expense				
R&M Water	250,000	18,693	20,833	198,895
R&M WWTF	120,000	1,113	10,000	36,383
Telemetry	5,000	-	417	7,061
Trash Removal	6,000	477	500	5,898
Vehicle Expense	18,000	1,714	1,500	30,385
Fuel & Oil	35,000	2,925	2,917	36,976
Lab/Testing	30,000	3,663	2,500	30,710
Permit Fees	36,500	-	3,042	34,979
Pumping Electricity	325,000	36,432	25,146	380,501
Total Operations & Maintenance Expense	825,500	65,017	66,854	767,786
Professional Services				
Accounting (Tax & Debt Filings)	4,300	-		1,005
Air Quality Study	21,077	-		7,194
<i>Contra - Air Quality Study (BVEF Contribution)</i>	<i>(10,888)</i>	-		<i>(21,766)</i>
Payroll Services	3,100		250	3,308
Audit Fees	19,500	-		20,480
IT & Cyber Security	35,000	2,660	2,900	40,204
Financial Consulting	80,000	3,425	6,666	18,546
Engineering (Dudek)	22,500	24,278	1,875	71,996
Legal Services - General	60,000	6,975	5,000	60,301
Prop 68 Grant Expenses		20,000		127,356
Advocacy	60,000	5,000	5,000	55,000
Total Professional Services	294,589	62,338	21,691	383,624
Insurance Expense				
ACWA/JPIA Program Insurance	66,000	-		71,031
ACWA/JPIA Workers Comp	18,000	-		12,340
Total Insurance Expense	84,000	-	-	83,370
Debt Expense				
Compass Bank Note 2018A/B - Principal	303,538	-		314,537
Compass Bank Note 2018A/B - Interest	85,000			73,644
2021 Bond Cap One - Principal	172,500	-		182,000
2021 Bond Cap One - Interest	184,850	-		171,763
Total Debt Expense	745,887	-	-	741,944
Personnel Expense				
Board Meeting Expense	23,000	2,475	1,920	23,051
Salaries & Wages	1,050,000	86,488	87,500	982,579
<i>Contra Account - Salaries & Wages</i>	<i>(58,540)</i>	<i>(6,053)</i>	<i>(4,878)</i>	<i>(77,723)</i>
Contract Labor/Consulting	10,000	-	833	-
Payroll Taxes	28,000	1,955	2,333	26,497
Benefits - Medical	255,000	22,173	21,250	243,539
Benefits - CalPERS	210,000	8,279	12,273	159,962
Trainings & Conferences	18,000	1,716	1,500	7,937
Uniforms	7,000	493	583	6,789
Safety Compliance & Emergency Prep	5,000	140	417	2,917
Total Personnel Expense	1,547,460	117,666	123,731	1,375,547



**Borrego Water District
Operating Budget Analysis
05/01 to 05/31/2022**

	<i>Budgeted FY2022</i>	<i>Actual May FY2022</i>	<i>Projected May FY2022</i>	<i>Year to Date FY2022</i>
OPERATING EXPENSES (Con't)				
Office Expense				
Office Supplies	24,000	1,389	2,000	16,586
Office Equipment	50,000	15,746	4,167	48,257
Postage & Freight	15,000	-	1,250	11,141
Property Tax	3,000	-		2,618
Telephone Expense	20,000	2,600	1,667	21,131
Dues & Subscriptions (ACWA/AWWA)	23,000	1,650	1,917	18,395
Printing & Publication	5,000	140	417	1,856
Office/Shop utilities	6,500	265	542	5,999
Total Office Expense	<u>146,500</u>	<u>21,790</u>	<u>11,958</u>	<u>125,983</u>
TOTAL OPERATING EXPENSES	3,643,936	266,811	224,234	3,478,255
GROUNDWATER MANAGEMENT EXPENSES (see GWM Detail)				
Pumping Fees	123,578	24,888		49,776
GWM Expense	55,000	-	4,500	861
Legal Expense	250,000	648	20,000	9,992
Watermaster Expense	24,000	831	2,000	45,940
Database Hosting (Dudek)	15,175	-	1,265	-
Misc/Contingency	-	-		-
TOTAL GROUNDWATER MGMT EXPENSES	<u>467,753</u>	<u>26,367</u>	<u>27,765</u>	<u>106,569</u>
TOTAL EXPENSES	<u>4,111,689</u>	<u>293,179</u>	<u>251,999</u>	<u>3,584,824</u>
<u>NET INCOME</u>	<u>750,635</u>	<u>125,769</u>	<u>104,467</u>	<u>1,138,693</u>



Borrego Water District
Cash CIP Budget Analysis
05/01 to 05/31/2022

	<i>Budgeted FY2022</i>	<i>Actual May FY2022</i>	<i>Year to Date FY2022</i>
<u>CAPITAL IMPROVEMENT PROJECTS (CIP)</u>			
CASH FUNDED CIP			
Water Projects			
Production Well ID5-15	-	10,036	559,690
Bending Elbow Pipeline	300,000	-	278,179
Double OO/Frying Pan Pipeline	200,000	-	8,791
BVR Pipeline - <i>To be reimbursed from SDGE</i>	-	28	153,353
<i>Contra - Reimbursement from SDGE</i>	-	-	(175,875)
Facilities Maintenance	65,000	-	13,700
Well 10 Filling Station - <i>To be reimbursed</i>	-	-	944
<i>Contra - Reimbursement from OWS</i>	-	-	(1,883)
Contingency - Management, Consulting, Labor	40,000	2,048	6,253
Emergency System Repairs	60,000	-	3,106
Total Water Projects	665,000	12,112	757,338
Sewer Projects			
BSRd. Gravity Main	-	56	102,623
Manhole Refurbishments	45,150	-	-
Oxygen Injection System	-	(4,150)	1,159
WWTP Monitoring Wells	-	-	1,872
Contingency - Management, Consulting, Labor	18,540	-	-
Total Sewer Projects	63,690	(4,094)	103,627
Short Lived Asset Replacements			
Main Server Replacement	28,000	-	7,474
Well ID4-11 Rehab	400,000	-	194,113
Well 12 Rehab	-	5,981	21,390
Well ID1-16	165,000	-	-
Well ID5-5 Electrical Rebuild	-	-	29,853
RAS Pumps	60,000	-	-
Trash Pump	15,000	-	-
Trailer Mounted Vacuum Unit	100,000	-	90,634
Track Skid Steer	125,000	-	-
Paddock Well	-	1,455	1,455
Booster Station 3 Upgrades	-	1,976	14,126
Total Short Lived Assets	893,000	9,412	359,045
CASH FUNDED CIP TOTAL	1,651,690	17,430	1,009,213
<u>TOTAL INCOME AFTER CASH FUNDED CIP (see Cash Flow)</u>	<u>(901,055)</u>	<u>- 108,339</u>	<u>129,480</u>



Borrego Water District
Grant/Bond Funded CIP Budget Analysis
05/01 to 05/31/2022

	<i>Budgeted FY2022</i>	<i>Actual May FY2022</i>	<i>Year to Date FY2022</i>
GRANT FUNDED CIP			
Water Projects- DWR Grant Net \$2M			
Twin Tanks	800,000	10,650	18,695
Wilcox Diesel Motor	100,000	-	-
Indian Head Reservoir Replacement	450,000	-	-
Recoat Rams Hill Tank #2	554,040	5,981	21,390
Total Water Projects - Water Reservoirs Grant	<u>1,904,040</u>	<u>16,632</u>	<u>24,676</u>
Sewer Projects - DWR Grant - \$788,912			
WWTP Upgrade/Rehabilitation	788,912	25,849	468,759
Total Sewer Projects	<u>788,912</u>	<u>25,849</u>	<u>468,759</u>
TOTAL GRANT FUNDED CIP	2,692,952	42,481	493,435
GRANT FUNDS RECEIVED TO DATE			
DWR Water Grant	\$2M	-	-
DWR Sewer Grant	788,912	-	73,926
TOTAL GRANT FUNDS RECEIVED TO DATE	2,788,912	-	73,926



Borrego Water District
Groundwater Management Budget Analysis
05/01 to 05/31/2022

	<i>Budgeted FY2022</i>	<i>Actual May FY2022</i>	<i>Projected May FY2022</i>	<i>Year to Date FY2022</i>
GROUNDWATER MANAGEMENT INCOME				
Reimbursements due thru Stipulation	113,333	-	-	5,317
Meter Reading Services Income	<u>3,000</u>	<u>-</u>	<u>-</u>	<u>3,000</u>
TOTAL GROUNDWATER MANAGEMENT INCOME	<u>116,333</u>	<u>-</u>	<u>-</u>	<u>8,317</u>
GROUNDWATER MANAGEMENT EXPENSES				
Pumping Fees	123,578	24,888	-	49,776
GWM Expense	55,000	-	4,583	861
Legal Expense	250,000	648	20,833	9,992
Watermaster Expense	24,000	831	2,000	45,940
Database Hosting (Dudek)	<u>15,175</u>	<u>-</u>	<u>1,265</u>	<u>-</u>
TOTAL GROUNDWATER MGMT EXPENSES	<u>467,753</u>	<u>26,367</u>	<u>28,681</u>	<u>106,569</u>
NET GROUNDWATER MANAGEMENT EXPENSES PAID	351,420	(26,367)	(28,681)	(98,251)



Borrego Water District
Cash Flow Analysis
05/01 to 05/31/2022

	<u>Actual May FY2022</u>	
Cash and Reserves at Beginning of Period		\$ 6,812,708
Cash Flows from Operating Activities		
<i>Income Provided by Operating Activities</i>	129,264	
<i>Increase in Accounts Receivable</i>	(5,432)	
<i>Increase in Accounts Payable</i>	181,033	
<i>Increase in Inventory</i>	(210)	
Net Cash Provided by Operating Activities	\$ 304,654	
Cash Flows from Groundwater Management Activities		
Net Cash Paid for Groundwater Management Activities	\$ (26,367)	
Cash Flows from Non-Operating Activities		
Other Income Received	22,873	
Net Cash Provided by Other Income	\$ 22,873	
Cash Flows from Capital Improvement Activities		
<i>All CIP Activities (Cash + Grant + Bond)</i>	(59,911)	
<i>Grant Monies Received</i>	-	
<i>Decrease in Bond Account AP</i>	(2,321)	
Net Cash Paid for Capital Improvements	\$ (62,232)	
Net Change in Cash	\$ 243,569	
Cash and Reserves at End of Period		\$ 7,056,277
Restricted Reserves at End of Period	\$ 745,887	
Unrestricted Reserves at End of Period	\$ 6,310,390	
Water Reserves Portion	\$5,029,581	
Sewer Reserves Portion	\$689,376	
Non-218 Reserves Portion	\$591,433	
Fiscal Year Reserves Target		\$ 7,401,787
Fiscal Year Reserves Surplus/Shortfall		\$ (345,510)
2021 Bond Funds Balance at Beginning of Period		\$ 1,586,816
Net Change in Bond Funds	\$ (2,321)	
2021 Bond Funds Balance at End of Period		\$ 1,584,495



ASSETS

	BALANCE SHEET May 31, 2022 (unaudited)	BALANCE SHEET April 30, 2022 (unaudited)	MONTHLY CHANGE (unaudited)
CURRENT ASSETS			
Cash and cash equivalents	\$ 9,350,695.33	\$ 9,113,898.11	\$ 236,797.22
Accounts receivable from water sales and sewer charges	\$ 697,928.03	\$ 692,495.80	\$ 5,432.23
Inventory	\$ 163,651.36	\$ 163,441.23	\$ 210.13
TOTAL CURRENT ASSETS	\$ 10,375,926.08	\$ 10,133,276.37	\$ 242,649.71
RESTRICTED ASSETS			
Debt Service:			
Unamortized bond issue costs	\$ 125,185.22	\$ 125,185.22	\$ -
Viking Ranch Refinance issue costs	\$ (59,801.23)	\$ (59,801.23)	\$ -
Deferred Outflow of Resources-CalPERS	\$ 256,166.00	\$ 256,166.00	\$ -
Total Debt service	\$ 321,549.99	\$ 321,549.99	\$ -
Trust/Bond funds:			
Investments with fiscal agent -CFD 2017-1	\$ 678,425.53	\$ 678,425.53	\$ -
Total Trust/Bond funds	\$ 678,425.53	\$ 678,425.53	\$ -
TOTAL RESTRICTED ASSETS	\$ 999,975.52	\$ 999,975.52	
UTILITY PLANT IN SERVICE			
Land	\$ 2,316,233.53	\$ 2,316,233.53	\$ -
Flood Control Facilities	\$ 4,287,340.00	\$ 4,287,340.00	\$ -
Capital Improvement Projects	\$ 2,752,535.73	\$ 2,713,312.51	\$ 39,223.22
Bond funded CIP Expenses	\$ 2,266,737.17	\$ 2,256,700.69	\$ 10,036.48
Sewer Facilities	\$ 6,226,548.11	\$ 6,226,548.11	\$ -
Water facilities	\$ 15,309,185.96	\$ 15,309,185.96	\$ -
General facilities	\$ 1,006,881.07	\$ 1,006,881.07	\$ -
Equipment and furniture	\$ 612,099.10	\$ 612,099.10	\$ -
Vehicles	\$ 687,296.74	\$ 687,296.74	\$ -
Accumulated depreciation	\$ (13,904,350.07)	\$ (13,904,350.07)	\$ -
NET UTILITY PLANT IN SERVICE	\$ 21,560,507.34	\$ 21,511,247.64	\$ 49,259.70
OTHER ASSETS			
Water rights -ID4	\$ 185,000.00	\$ 185,000.00	\$ -
TOTAL OTHER ASSETS	\$ 185,000.00	\$ 185,000.00	
TOTAL ASSETS	\$ 33,121,408.94	\$ 32,829,499.53	\$ 291,909.41



Balance sheet continued

	BALANCE SHEET May 31, 2022 <i>(unaudited)</i>	BALANCE SHEET April 30, 2022 <i>(unaudited)</i>	MONTHLY CHANGE <i>(unaudited)</i>
LIABILITIES			
<i>CURRENT LIABILITIES PAYABLE FROM CURRENT ASSETS</i>			
Accounts Payable	\$ 176,923.91	\$ 59,820.24	\$ 117,103.67
Accrued expenses	\$ 219,903.11	\$ 219,903.11	\$ -
Deposits	\$ 336,268.85	\$ 335,679.75	\$ 589.10
TOTAL CURRENT LIABILITIES PAYABLE FROM CURRENT ASSETS	\$ 733,095.87	\$ 615,403.10	\$ 117,692.77
<i>CURRENT LIABILITIES PAYABLE FOM RESTRICTED ASSETS</i>			
Debt Service:			
Accounts Payable to CFD 2017-1	\$ 678,425.53	\$ 678,425.53	\$ -
TOTAL CURRENT LIABILITIES PAYABLE FROM RESTRICTED ASSETS	\$ 678,425.53	\$ 678,425.53	\$ -
<i>LONG TERM LIABILITIES</i>			
2018A & 2018B Refinance ID4/Viking Ranch	\$ 1,928,800.28	\$ 1,928,800.28	\$ -
2021 Installment Purchase Agreement	\$ 7,508,930.00	\$ 7,508,930.00	\$ -
Net Pension Liability-CalPERS	\$ 935,284.00	\$ 935,284.00	\$ -
Deferred Inflow of Resources-CalPERS	\$ 18,973.00	\$ 18,973.00	\$ -
TOTAL LONG TERM LIABILITIES	\$ 10,391,987.28	\$ 10,391,987.28	\$ -
TOTAL LIABILITIES	\$ 11,803,508.68	\$ 11,685,815.91	\$ 117,692.77
<i>FUND EQUITY</i>			
Contributed equity	\$ 9,611,814.35	\$ 9,611,814.35	\$ -
Retained Earnings:	\$ 11,706,085.91	\$ 11,531,869.27	\$ 174,216.64
TOTAL FUND EQUITY	\$ 21,317,900.26	\$ 21,143,683.62	\$ 174,216.64
TOTAL LIABILITIES AND FUND EQUITY	\$ 33,121,408.94	\$ 32,829,499.53	\$ 291,909.41

To: BWD Board of Directors
 From: Jessica Clabaugh
 Subject: Consideration of the Disbursements and Claims Paid
 Month Ending May 31, 2022



Vendor disbursements paid during this period: \$ 188,217.19

Significant items:

Babcock	Lab Services	\$ 1,346.00
CalPERS	Employee Retirement Benefits	\$ 8,279.25
Employee Health Benefits	Medical JPIA & AFLAC	\$ 22,173.19
Geoff Poole	ACWA Conference Reimbursements	\$ 1,130.00
Ramona Disposal	Garbage Collection	\$ 4,567.00
SC Fuels	Fuel For District Vehicles	\$ 1,645.00
Western Pump	Fuel Facility Compliance Testing	\$ 1,640.00

Capital Projects/Fixed Asset Outlays:

American Backflow	Parts for Backflow Repairs	\$ 3,089.00
Dudek	TAC	\$ 1,645.00
Dudek	Waste Discharge Study for RH	\$ 12,730.00
Labor Compliance Consultants	WWTP - Certify Contractor Payroll	\$ 1,499.00
Pacific Pipeline Supply, Inc.	Inventory	\$ 10,189.00

Total Professional Services for this Period:

BBK	General - April Invoices	\$ 6,323.20
BBK	Watermaster	\$ 500.80
BBK	Advocacy	\$ 5,000.00

Payroll for this Period:

Gross Payroll	\$ 86,487.54
Employer Payroll Taxes and ADP Fee	<u>\$ 1,955.40</u>
Total	<u><u>\$ 88,442.94</u></u>



May 2022

35192	1109	ABILITY ANSWERING/PAGING SER	04/14/2022	230.00
35257	1266	AFLAC	06/07/2022	1,283.60
35258	1001	AMERICAN LINEN INC.	06/07/2022	493.46
35300	61	AT&T MOBILITY	06/23/2022	834.35
35259	9529	AT&T-CALNET 3	06/07/2022	570.72
35260	9255	BABCOCK LABORATORIES	06/07/2022	3,583.08
35250	9269	BENITO ARTEAGA	05/17/2022	140.06
35301	10884	BEST BEST & KRIEGER ATTORNEYS A	06/23/2022	17,418.85
35261	10900	BORREGO AUTO PARTS & SUPPLY CO	06/07/2022	303.08
35262	11102	BORREGO SPRINGS WATERMASTER	06/07/2022	24,887.80
35251	1037	BORREGO SUN	05/17/2022	70.00
35263	1037	BORREGO SUN	06/07/2022	70.00
35287	11066	BRAX COMPANY, INC.	06/13/2022	6,918.43
35252	1066	DE ANZA READY MIX	05/17/2022	1,542.89
35265	1066	DE ANZA READY MIX	06/07/2022	291.34
35238	1222	DEBBIE MORETTI	05/10/2022	140.00
35267	11065	DIAMOND MMP, INC	06/07/2022	688.32
35302	96	DISH	06/23/2022	71.77
35303	9640	DUDEK	06/23/2022	44,277.50
35306	9640	DUDEK	06/24/2022	2,990.00
35268	1447	DYNAMIC CONSULTING ENGINEERS	06/07/2022	11,590.00
35269	1094	EMPIRE SOUTHWEST, LLC	06/07/2022	1,151.63
35237	10876	GEOFFREY POOLE	05/10/2022	598.58
35253	10876	GEOFFREY POOLE	05/17/2022	1,129.79
35288	1136	HOME DEPOT CREDIT SERVICES	06/13/2022	493.51
35289	9177	IN-SITU,INC.	06/13/2022	8,426.69
35254	11021	J & T Tire and Auto	05/17/2022	20.00
35266	1022	JAMES HORMUTH DE ANZA TRUE VALI	06/07/2022	407.89
35264	11111	JESSICA CLABAUGH	06/07/2022	690.48
35290	11090	LUPE'S GARDENING MAINTENANCE IN	06/13/2022	585.00
35193	1000	MEDICAL ACWA-JPIA	04/14/2022	24,653.32
35270	11115	METRO BUILDERS & ENGINEERS GRO	06/07/2022	25,849.41
35271	93	MRC SMART TECHNOLOGY SOLUTION	06/07/2022	506.55
35239	11114	OCEANUS BOTTLED WATER, INC	05/10/2022	29.00
35272	11114	OCEANUS BOTTLED WATER, INC	06/07/2022	12.50
35240	1208	PACIFIC PIPELINE SUPPLY INC	05/10/2022	95.03
5001	1208	PACIFIC PIPELINE SUPPLY INC	06/07/2022	9,956.48
35273	1208	PACIFIC PIPELINE SUPPLY INC	06/07/2022	243.18
35274	9546	RAFTELIS FINANCIAL CONSULTANTS, I	06/07/2022	3,425.00
35275	9633	RAMONA DISPOSAL SERVICE	06/07/2022	4,099.27
35291	9633	RAMONA DISPOSAL SERVICE	06/13/2022	861.43
35255	9387	SAN DIEGO COUNTY ASSESSOR/RECC	05/17/2022	20.00
35276	1065	SAN DIEGO GAS & ELECTRIC	06/07/2022	36,696.91
35241	11067	SC FUELS	05/10/2022	1,645.43
35277	11067	SC FUELS	06/07/2022	1,216.78
35278	11086	SPRINGBROOK HOLDING COMPANY LL	06/07/2022	14,499.00
35292	1059	STAPLES CREDIT PLAN	06/13/2022	418.55
35279	9046	STATE WATER RESOURCE CONTROL I	06/07/2022	80.00
35280	9581	TRAVIS PARKER	06/07/2022	2,504.87
35293	3000	U.S.BANK CORPORATE PAYMENT SYS	06/13/2022	3,531.23
35281	1023	UNDERGROUND SERVICE ALERT	06/07/2022	13.30
35256	9439	USABUEBOOK	05/17/2022	274.75
35305	1100	VERIZON WIRELESS	06/23/2022	275.41
35304	1623	WENDY QUINN	06/23/2022	825.00
35294	74	WESTERN PUMP, INC	06/13/2022	1,000.00
35295	92	XEROX FINANCIAL SERVICES	06/13/2022	365.28
35282	9713	XL COMPANY	06/07/2022	63.11
35296	11050	ZITO MEDIA	06/13/2022	275.75
Report Total (58 checks):				265,335.36

To: BWD Board of Directors
 From: Jessica Clabaugh
 Subject: Consideration of Watermaster related Income and Expenses for FY22
 Month Ending May 31, 2022



Net Payments during this Period \$ 773.60

Date	Name	Description	Income	Expense	Year To Date
7/31/2021	BBK	Correspondance Re: Stipulation		\$ 153.50	\$ (153.50)
7/31/2021	Borrego Springs Watermaster	July Meter Reading Services	\$ 326.46		\$ 172.96
8/31/2021	BBK	Stipulation Items		\$ 4,671.20	\$ (4,498.24)
8/31/2021	ACWA	RFP-Interim Legal (from 2020)		\$ 475.00	\$ (4,973.24)
9/30/2021	BBK	Stipulation Items		\$ 3,610.35	\$ (8,583.59)
9/30/2021	Borrego Springs Watermaster	WY21 Meter Read Billing		\$ 2,002.70	\$ (10,586.29)
9/30/2021	Borrego Springs Watermaster	Sept Meter Reading Services	\$ 326.46		\$ (10,259.83)
10/20/2021	Borrego Springs Watermaster	WY22 Meter Read Billing		\$ 2,002.70	\$ (12,262.53)
10/25/2021	Mc Calls Meters	Meters for Wells (reimbursible)		\$ 2,250.00	\$ (14,512.53)
10/31/2021	BBK	Stipulation and WM Accounting		\$ 1,006.11	\$ (15,518.64)
11/30/2021	BBK	Stipulation Items		\$ 1,736.35	\$ (17,254.99)
12/31/2021	Dudek	TAC		\$ 8,461.25	\$ (25,716.24)
12/31/2021	BBK	Stipulation and Grant Items		\$ 1,605.13	\$ (27,321.37)
1/18/2022	Borrego Springs Watermaster	Reassignment of Stipulation Cost	\$ 1,186.00		\$ (26,135.37)
1/31/2022	BBK	Stipulation and TAC		\$ 2,287.60	\$ (28,422.97)
2/28/2022	BBK	Stipulation and TAC		\$ 1,257.50	\$ (29,680.47)
3/23/2022	Dudek	TAC		\$ 17,372.50	\$ (47,052.97)
3/31/2022	BBK	Stipulation and TAC		\$ 1,220.70	\$ (48,273.67)
3/31/2022	Kendalls	EWG Lunch (West Yost to reimburse)		\$ 300.71	\$ (48,574.38)
3/31/2022	Borrego Springs Watermaster	Mar Meter Reading Billing	\$ 841.04		\$ (47,733.34)
4/1/2022	West Yost	EWG Lunch Reimbursement	\$ 300.71		\$ (47,432.63)
4/15/2022	Alan Asche	WM Samples to Lab		\$ 982.32	\$ (48,414.95)
4/15/2022	Manuel Marin	Water Level Measurements		\$ 252.40	\$ (48,667.35)
4/30/2022	Dudek	TAC		\$ 1,645.00	\$ (50,312.35)
4/30/2022	BBK	Stipulation and TAC		\$ 500.80	\$ (50,813.15)
5/31/2022	BBK	Stipulation and TAC		\$ 773.60	\$ (51,586.75)

To: BWD Board of Directors
 From: Jessica Clabaugh
 Subject: Tracking of Water Sold for Ocotillo Wells Solar Project
 Thru 06/20/2022



		Contracted Amount	40 Acre Feet
DATE	READ FT CU	UNITS USED	AF USED
12/21/2022	0	0	0
1/18/2022	46620	466.2	1.07
2/17/2022	82260	356.4	0.82
3/18/2022	168800	865.4	1.99
4/19/2022	400340	2315.4	5.32
4/20/2022	426750	264.1	0.61
4/21/2022	431100	43.5	0.10
4/22/2022	443510	124.1	0.28
4/23/2022	443510	0	0.00
4/24/2022	443510	0	0.00
4/25/2022	443510	0	0.00
4/26/2022	456380	128.7	0.30
4/27/2022	469060	126.8	0.29
4/28/2022	481230	121.7	0.28
4/29/2022	493590	123.6	0.28
5/3/2022	508980	153.9	0.35
5/4/2022	525140	161.6	0.37
5/5/2022	538950	138.1	0.32
5/6/2022	549080	101.3	0.23
5/9/2022	567120	180.4	0.41
5/10/2022	588080	209.6	0.48
5/11/2022	603340	152.6	0.35
5/16/2022	618160	148.2	0.34
5/18/2022	685920	677.6	1.56
6/9/2022	830300	1443.8	3.31
6/20/2022	907800	775	1.78
		UNITS	ACRE FEET
	TOTAL USED TO DATE	9,078.0	20.84
	AMOUNT REMAINING	8,347.2	19.16

IV.B

Water and Wastewater Operations Report: May 2022



BORREGO WATER DISTRICT

MAY 2022

WASTEWATER OPERATIONS REPORT

There's no know problems with wastewater system at the moment:

Rams Hill Wastewater Treatment Facility serving ID-1, ID-2 and ID-5 Total Cap. 0.25 MGD (million gallons per day):

Average flow: 48677 (gallons per day)
Peak flow: 76000 gpd SUNDAY, MAY 29- 2022



BORREGO WATER DISTRICT

RAMS HILL WASTEWATER TREATMENT FACILITY

4861 Borrego Springs Rd, BORREGO SPRINGS, CA 92004
(760) 767-5806 FAX (760) 767-5994

06/13/2022

CALIFORNIA REGIONAL WATER QUALITY
CONTROL BOARD – REGION 7
73-720 FRED WARING DR. SUITE 100
PALM DESERT, CA. 92260

Attn: Adriana Godinez/WRCE

RE: MAY 2022 Borrego Springs WWTP

Dear Adriana,

Please find attached the MAY 2022 monthly monitoring reports and Lab results for Borrego springs district WWTP.

We are pleased to inform you that there's no known violations for this month.

If you have any questions please contact ROGELIO MARTINEZ/WT-III. (760)419-2764.

Respectfully,

A handwritten signature in blue ink that reads "Rogelio Martinez".

Rogelio Martinez/ water plant operator III

CC: Geoff Poole/GM

MONTHLY REPORT: R.H.W.T.F

MONTH: MAY

YEAR: 2022

BORREGO WATER DISTRICT,
RAMS HILL WASTEWATER TREATMENT FACILITY,
4861 BORREGO SPRINGS ROAD,
BORREGO SPRINGS, CA 92004
760-767-5806; phone
760-767-5994; fax

COMMENTS: THERE ARE NO SPILLS TO REPORT FOR MAY 2022; THE FLOW REPORT IS ATTACHED.

Submitted by: ROGELIO MARTINEZ/BWD TO: GEOFF POOLE/BWD;

06/13/2022

MAY 2022	INFLUENT DAILY FLOW GAL.	TOTAL FLOW GAL.
1	72000 GAL	75438000 GAL
2	52000 GAL	75490000 GAL
3	51000 GAL	75541000 GAL
4	47000 GAL	75588000 GAL
5	42000 GAL	75630000 GAL
6	51000 GAL	75681000 GAL
7	62000 GAL	75743000 GAL
8	59000 GAL	75802000 GAL
9	53000 GAL	75855000 GAL
10	45000 GAL	75900000 GAL
11	41000 GAL	75941000 GAL
12	39000 GAL	75980000 GAL
13	42000 GAL	76022000 GAL
14	52000 GAL	76074000 GAL
15	46000 GAL	76120000 GAL
16	55000 GAL	76175000 GAL
17	38000 GAL	76213000 GAL
18	38000 GAL	76251000 GAL
19	38000 GAL	76289000 GAL
20	41000 GAL	76330000 GAL
21	46000 GAL	76376000 GAL
22	50000 GAL	76426000 GAL
23	48000 GAL	76474000 GAL
24	34000 GAL	76508000 GAL
25	35000 GAL	76543000 GAL
26	44000 GAL	76587000 GAL
27	34000 GAL	76621000 GAL
28	60000 GAL	76681000 GAL
29	76000 GAL	76757000 GAL
30	67000 GAL	76824000 GAL
31	51000 GAL	76875000 GAL

**CALIFORNIA REGIONAL WATER QUALITY CONTROL BOARD
COLORADO RIVER BAIS REGION**

WDID NO.: **7A 37 0125 001**
ORDEF NO.: **R7-2019-0015**

**MONITORING AND REPORTING
BORREGO WATER DISTRICT - RAMS HILL WWTF
MONTH: MAY
YEAR: 2022**

REPORTING FREQUENCIES: MONTHLY

MAY

TYPE OF SAMPLE:	INFLUENT			PONDS		
	Flow	BOD	TSS	DO	pH	Freeboard
CONSTITUENTS:	Flow	BOD	TSS	DO	pH	Freeboard
FREQUENCY:	Daily	Monthly	Monthly	Twice Monthly	Twice Monthly	Twice Monthly
DESCRIPTION:	Measurement	Grab	Grab	Grab	Grab	Measurement
UNITS:	gpd	mg/L	mg/L	mg/L	s.u.	ft
REQUIREMENTS						
30-DAY MEAN:						
MAXIMUM:						
MINIMUM:						
DATE OF SAMPLE	MAY					
1	72000					
2	52000					
3	51000					
4	47000	63	32	7.20	8.07	3.5
5	42000					
6	51000					
7	62000					
8	59000					
9	53000					
10	45000					
11	41000					
12	39000					
13	42000					
14	52000					
15	46000					
16	55000					
17	38000					
18	38000					
19	38000			8.30	7.64	3.5
20	41000					
21	46000					
22	50000					
23	48000					
24	34000					
25	35000					
26	44000					
27	34000					
28	60000					
29	76000					
30	67000					
31	51000					
30-DAY MEAN	48677	63	32	7.75	7.86	3.5
MAXIMUM	76000	63	32	8.30	8.07	3.5
MINIMUM	34000	63	32	7.20	7.64	3.5

I declare under the penalty of law that I personally examined and am familiar with the information submitted in this document, and that based on my inquiry of those individuals immediately responsible for obtaining the information, I believe that the information is true, accurate, and complete. I am aware that there are significant penalties for submitting false information, including the possibility of fine and imprisonment for knowing violations.

Signature: *Rogelio M. [Signature]*
Date: 06-13-2022

**CALIFORNIA REGIONAL WATER QUALITY CONTROL BOARD
COLORADO RIVER BAIS REGION**

WDID NO.: **7A 37 0125 001**
ORDER NO.: **R7- 2019-0015**

**MONITORING AND REPORTING
BORREGO WATER DISTRICT - RAMS HILL WWTF**
MONTH: **MAY**
YEAR: **2022**

REPORTING FREQUENCY **MONTHLY**

MAY

TYPE OF SAMPLE:	EFFLUENT					
CONSTITUENTS:	BOD	TSS	SS	T. Nitrogen	TDS	pH
FREQUENCY:	Twice Monthly	Twice Monthly	Twice Monthly	Twice Monthly	Twice Monthly	Twice Monthly
DESCRIPTION:	Grab	Grab	Grab	Grab	Grab	Grab
UNITS:	mg/L	mg/L	ml/L	mg/L	ml/L	mg/L
REQUIREMENTS						
30-DAY MEAN:						
MAXIMUM:						
MINIMUM:						
DATE OF SAMPLE						
1						
2						
3						
4	0.0	2.0	0.1	10.0	550	8.01
5						
6						
7						
8						
9						
10						
11						
12						
13						
14						
15						
16						
17						
18						
19	0.0	6.0	0.0	16.0	540	7.63
20						
21						
22						
23						
24						
25						
26						
27						
28						
29						
30						
31						
30-DAY MEAN	0.0	4.0	0.1	13.0	545	7.82
MAXIMUM	0.0	6.0	0.1	16.0	550	8.01
MINIMUM	0.0	2.0	0.0	10.0	540	7.63

I declare under the penalty of law that I personally examined and am familiar with the information submitted in this document, and that based on my inquiry of those individuals immediately responsible for obtaining the information, I believe that the information is true, accurate, and complete. I am aware that there are significant penalties for submitting false information, including the possibility of fine and imprisonment for knowing violations.

Signature: *Foglar*
Date: 06-13-2022

**CALIFORNIA REGIONAL WATER QUALITY CONTROL BOARD
COLORADO RIVER BASIN REGION**

WDID NO.: 7A 37 0125 001
ORDEF NO.: R 7-2019-0015

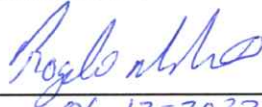
**MONITORING AND REPORTING
BORREGO WATER DISTRICT - RAMS HILL WWTF**

Month MAY
YEAR 2022

REPORTING FREQUENCY: Monthly

TYPE OF SAMPLE:	Domestic Water Supply Well #11			Domestic Water Supply Well #12		
	TDS	PH		TDS	pH	
CONSTITUENTS:	TDS	PH		TDS	pH	
FREQUENCY:	Monthly	Monthly		Monthly	Monthly	
DESCRIPTION:	Grab	Grab		Grab	Grab	
UNITS:	mg/l	mg/L				
REQUIREMENTS						
30-DAY MEAN:						
MAXIMUM:						
MINIMUM:						
DATE OF SAMPLE						
1						
2						
3						
4	300	8.1		270	8.1	
5						
6						
7						
8						
9						
10						
11						
12						
13						
14						
15						
16						
17						
18						
19						
20						
21						
22						
23						
24						
25						
26						
27						
28						
29						
30						
31						
30-DAY MEAN	300	8.1		270	8.1	
MAXIMUM	300	8.1		270	8.1	
MINIMUM	300	8.1		270	8.1	

I declare under the penalty of law that I personally examined and am familiar with the information submitted in this document, and that based on my inquiry of those individuals immediately responsible for obtaining the information, I believe that the information is true, accurate, and complete. I am aware that there are significant penalties for submitting false information, including the possibility of fine and imprisonment for knowing violations.

Signature: 
Date: 06-13-2022

IV.C

Water Production Verbal Report