

AGENDA
Borrego Water District Board of Directors
Special Meeting
October 20, 2015 9:00 a.m.
806 Palm Canyon Drive
Borrego Springs, CA 92004

I. OPENING PROCEDURES

- A. Call to Order
- B. Pledge of Allegiance
- C. Roll Call
- D. Approval of Agenda
- E. Comments from Directors and Requests for Future Agenda Items
- F. Comments from the Public and Requests for Future Agenda Items (comments will be limited to 3 minutes)

II. CURRENT BUSINESS MATTERS

- A. Review and acceptance of audit (2-50)
- B. Consideration and approval of Audit engagement letter (51-57)
- C. Public Hearing on Groundwater Sustainability Agency (58-70)
- D. Discussion and possible approval of *Resolution 2015-10-02 Electing to become a Groundwater Sustainability Agency* (71-72)
- E. Discussion of progress meeting the Executive Order B-29-15 requiring a 25% mandatory reduction in water use by the District
- F. Briefing on the rate structure
- G. Discussion and possible approval of *Resolution 2015-10-01 Authorizing the General Manager to submit an application for funding under the Water Quality, Supply and Infrastructure Improvement Act of 2014 (proposition 1)* for Water and WWTP projects (73-75)
- H. Report from John Peterson on Water Conservation Policy Recommendations from the Citizens Committee group (76)
- I. Discussion of potential agenda items for October 28th board meeting

III. INFORMATIONAL ITEMS

- Miscellaneous articles (78-92)
- DRAFT discussion document: *Sustainable Groundwater Management Act (SGMA): Why Now?* Prepared by Director Brecht. This discussion deck is Director Brecht's own analysis based on his research and not representative of the District or the Board's views. (93-98)

IV. CLOSING PROCEDURE

The next Regular Meeting of the Board of Directors is scheduled for October 28, 2015 at the Borrego Water District

Teleconference site:
7815 Rush Rose Drive, #302, Carlsbad, CA 92009



Hosaka, Rotherham & Company
Certified Public Accountants

hrccpa.com

James A. Rotherham, CPA
CEO & Managing Partner

.....
Roy T. Hosaka, CPA
Retired

James C. Nagel, CPA
Retired

BORREGO WATER DISTRICT
ANNUAL FINANCIAL
REPORT
FOR THE FISCAL YEARS ENDED
JUNE 30, 2015

BORREGO WATER DISTRICT
INTRODUCTORY SECTION
JUNE 30, 2015

**BORREGO WATER DISTRICT
TABLE OF CONTENTS
JUNE 30, 2015**

	<u>Page Number</u>
INTRODUCTORY SECTION	
Table of Contents	i
Letter of Transmittal	ii - vi
FINANCIAL SECTION	
Independent Auditors' Report	2 - 3
Management's Discussion and Analysis	4 - 10
Statement of Net Position	11
Statement of Revenues, Expenses, and Changes in Net Position	12
Statement of Cash Flows	13 - 14
Notes to the Basic Financial Statements	15 - 26
REQUIRED SUPPLEMENTARY INFORMATION SECTION	
Schedule of Proportionate Share of the Net Pension Liability	28
Schedule of Plan Contributions	29
SUPPLEMENTARY INFORMATION SECTION	
Organization	31
Assessed Valuation	32
Improvement District Number 4 - Condensed Statement of Net Position	33
Improvement District Number 4 - Condensed Statement of Revenues, Expenses, and Changes in Net Position	34
Improvement District Number 4 - Condensed Statement of Cash Flows	35
OTHER REPORT OF INDEPENDENT AUDITORS SECTION	
Independent Auditors' Report on Internal Control over Financial Reporting and on Compliance and Other Matters Based on an Audit of Financial Statements Performed in Accordance with <i>Government Auditing Standards</i>	37 - 38
FINDINGS AND RECOMMENDATIONS SECTION	
Schedule of Audit Findings and Questioned Costs	40
Status of Prior Year Findings and Recommendations	41



BORREGO WATER DISTRICT

September 24, 2015

To the Honorable President and Members of the Board of Directors and Customers of the Borrego Water District:

State law requires that all general-purpose local governments and special districts publish each fiscal year a complete set of financial statements presented in conformity with generally accepted accounting principles (GAAP) and audited in accordance with generally accepted auditing standards by a firm of licensed certified public accountants. The Annual Financial Report of the Borrego Water District ("BWD" or "District") for fiscal year ended June 30, 2015 is hereby submitted as required. Hosaka, Rotherham & Company, a firm of licensed certified public accountants, has audited the District's financial statements.

Generally Accepted Accounting Principles (GAAP) requires that management provide a narrative introduction, overview, and analysis to accompany the financial statements in the form of the Management's Discussion and Analysis (MD&A) section. This letter of transmittal is designed to complement the MD&A and should be read in conjunction with it. The District's MD&A can be found immediately after the Independent Auditors' Report.

Management assumes full responsibility for the completeness and reliability of the information contained in this letter, the MD&A and the accompanying financial statements, based upon a comprehensive framework of internal control that it has established for this purpose. Because the cost of internal control should not exceed anticipated benefits, the objective is to provide reasonable, rather than absolute, assurance that the financial statements are free of any material misstatements.

The goal of the independent audit was to provide reasonable assurance that the financial statements of the District for the fiscal year ended June 30, 2015 are free of material misstatements. The independent audit involved examining, on a test basis, evidence supporting the amounts and disclosures in the financial statements; assessing the accounting principles used and significant estimates made by management; and evaluating the overall financial statement presentation. The independent auditor concluded based upon the audit, that there was a reasonable basis for rendering an unqualified opinion that the District's financial statements for the fiscal year ended June 30, 2015 are fairly presented in conformity with GAAP. The Independent Auditors' Report is presented as the first component of the financial section of this report.

PROFILE OF THE DISTRICT

The District was established in 1962 as State of California special district (Water Code § 35565) to provide water, sewer, and flood control and gnat abatement for areas in the Borrego Springs community. Borrego Springs is an unincorporated community of approximately 3,500 full-time and more than 6,000 winter residents located in the northeast corner of San Diego County approximately 90 miles drive from San Diego.

Borrego Springs is surrounded on all sides by the Anza-Borrego Desert State Park (ABDSP; "the Park"). The ABDSP, which encompasses over 600,000 acres in and around the Borrego Valley, was established in 1933 to protect this unique desert environment. The military presence of both the Army and Navy during World War II brought the first paved roads and electricity to Borrego Springs. After the war, developers subdivided the area attempting to create a resort community by capitalizing on the tourism generated by the Park. ABDSP is the largest state park in California. It was designated as a National Natural Landmark in 1974 and a Biosphere Reserve in the 1980's by the United Nations. The Park contains approximately 85% of state wilderness area within the State of California. An economic study performed for the Anza-Borrego Foundation

(ABF) estimates the net regional revenue generated by visitation to the Park at \$40 million annually (BBC Consulting, 2012).

Infrastructure

The District has 10 municipal production wells connected to 90 miles of distribution lines to serve its 2,125 residential, commercial, institutional, and irrigation customers. The District also provides sewer and wastewater treatment services to 830 customers located primarily in the town center, Club Circle and Rams Hill development. The estimated replacement cost value of the District's water, sewer and wastewater treatment infrastructure is approximately \$62,500,000.

Governance

A five-member board of directors works as a team to govern the affairs of the District. The board is elected at large by the registered voters residing within the District's boundaries, with vacant positions that occur between elections appointed by the existing board and during election years by the San Diego County Board of Supervisors if there is no competition for a seat on the board. The directors, who are elected or appointed, are residents and have the same concerns as their constituents. The board members, who serve four-year staggered terms, are responsible for establishing the direction of the District through adopting policies and ordinances for the smooth running of the District; ensuring that sound fiscal policy exists; that management practices and controls are in place for accountability; adopting the annual budget; approving personnel policies and organizational structure; hiring the District's General Manager; and hiring other advisors to the board, such as the District's legal counsel, financial and other advisors, as required. The General Manager is responsible for carrying out the policies and ordinances approved by the District board, for overseeing the day-to-day operations of the District, and for meeting the financial objectives set forth in the annual budget approved by the board.

Groundwater Supply, Usage & Availability

The Borrego Valley Groundwater Basin (BVGB: "the Basin") as defined by the US Geological Survey (USGS) is made up of three aquifers: upper, middle and lower aquifers, each with different physical characteristics. These three aquifers, Pleistocene (2.5 million years ago) to Holocene (11,700 years ago) era water deposits, are the community's sole source of water. Historically, the upper aquifer has been the principle source of groundwater in Borrego Valley and yields as much as 2,000 gallons per minute for some wells.

One hundred years ago Native Americans inhabited the Valley and utilized the springs and surface water sources issuing from the nearby mountain ranges. Cattlemen began homesteading the Borrego Valley in about 1875. The first successful modern well was dug in 1926. Agricultural development began primarily after 1945 and continues today. Annual agricultural irrigation, golf course irrigation, and residential, institutional, and commercial uses require about four to five times more water than is available through average annual natural recharge of the Basin.

Of the current average annual withdrawals from the Basin, agricultural irrigation in the Valley accounts for about 14,000 AFY (approximately 70%) of the average annual uses, recreational uses (golf courses) account for about 3,000 AFY (approximately 20%) of the average annual uses and residential/commercial uses account for about 2,000 AFY (approximately 10%) of the total annual uses. The natural net replenishment (recharge) of the Basin of 5,700 AFY annually is based on 66 years of historic data. The actual annual natural net recharge can fluctuate in the arid climate from less than 1,000 AFY in dry years to more than 25,000 AFY in exceptionally wet years (USGS, 2015).

The current rate of groundwater pumping produces an average annual Basin storage change (overdraft) of about 13,300 acre-feet (AF) of water per year based on current withdrawal rates and an estimated average annual net recharge rate of approximately 5,700 acre-feet per year (AFY). The largest water level declines are found in the northern part of Basin where most of the approximately 3,700 acres of primarily citrus agricultural acreage is concentrated and in the southwestern part of the Basin where commercial, institutional, and residential activity is primarily located.

Groundwater-level declines of more than 100 feet in some parts of the groundwater basin have been observed. Anthropogenic activities have resulted in an increase in pumping lifts, reduced well efficiency, dry wells, changes in water quality, loss of natural groundwater discharge, and changes to the desert ecosystems of the Park. Today, water levels in the Basin are declining on average about 2.7 feet a year. However, if the present rate of withdrawals continues, water levels are projected to drop at an ever-faster rate as more withdrawal occurs from the middle and lower aquifers of the Basin. At the current rate of use, the groundwater supply is not sustainable.

The District believes that sustainable groundwater management requires the development, implementation and updating of management plans based on the best available science, monitoring, forecasting, and use of technological resources and best management practices. Although the District adopted a groundwater management plan (GWMP) under Assembly Bill 3030 (AB 3030) in 2002, this plan was never fully implemented and contained no timelines, defensible reduction methods, or funding sources necessary to implement a plan to adequately address the overdraft.

In September 2014, the California legislature passed and the governor signed the Sustainable Groundwater Management Act (SGMA; "the Act") that replaces AB 3030. The Act gives Groundwater Sustainability Agencies (GSA) the authority to limit extractions, impose fees and penalties, and require metering and water quality monitoring on all Basin pumpers. Before the GSA can act, it must adopt a Groundwater Sustainability Plan (GSP) that produces basin sustainability in no more than twenty (20) years from 2020 for medium California Statewide Groundwater Monitoring (CASGEM) basins in critical overdraft (the likely designation of the BVGB). Under the legislation, the District and San Diego County ("the County") are the only two public agencies eligible to become GSAs for the BVGB, as defined by the 2015 USGS study and by the California Department of Water Resources (DWR) 1975 and 1980 Bulletin 118 (DWR's 2003 Bulletin 118 expanded the BVGB to include Imperial County).

During this year, the District continued its participation as a member of the Borrego Water Coalition (BWC; "the Coalition"). The Coalition has submitted a set of policy recommendations to the District and to the County for consideration in a plan to address the overdraft of the Basin and that meets the criteria established by the SGMA for managing the Basin in a sustainable manner. The Coalition comprises local leaders from the Chamber of Commerce, agriculture, the District, education, golf, lodging, State Park and recreation. The Coalition members represent major pumpers and water users of the Basin who collectively account for approximately eighty percent (80%) of the annual withdrawals from the Basin.

The District is not a member of the San Diego County Water Authority (SDCWA), the regional member of the Metropolitan Water District of Southern California (MWD) that imports supplemental water into San Diego County.

Response to California's Drought

Presently, California has approximately only one year of reservoir storage left state-wide when normally it has three-years. Also, allocations of Colorado River water and State Water Project water have been drastically curtailed across the state. This has created severe stress on groundwater resources in those parts of the state that traditionally rely on imported water sources. Because the Borrego Valley relies solely on the Borrego Valley Groundwater Basin for its municipal, recreational, and farming irrigation uses, the California drought has produced no physical impairment of water supply for the District and is not expected to do so in the near future.

In the spring of 2015, the governor issued Executive Order B-29-15 (EO) requiring an emergency mandatory 25% reduction in municipal water use. In response to the EO, the District enacted policies designed to achieve the mandatory 25% reductions in District water use required by the EO without producing a deleterious impact to the District's annual water revenues necessary for meeting its debt coverage covenants and cash flow improvements to become credit worthy again for additional debt in the near future.

Since 2011 the District has spent approximately \$1,218,000 to fallow approximately 120 acres of farmland growing citrus, resulting in a reduction in annual water use of approximately 600 acre-feet per year (AFY) or a

30% reduction of groundwater withdrawals from the Basin against municipal usage of approximately 2,000 AFY.

Since June-November 2013, the District's residential customers produced an approximately twelve percent (12%) reduction in water use for the same period in 2014. This usage reduction was primarily in response to the District's water commodity rate increases (water fee, power fee & groundwater management fee).

FACTORS AFFECTING FINANCIAL CONDITION

The information presented in the financial statements is perhaps best understood when it is considered from the broader perspective of the specific environment within which the District operates.

Local Economy

Uncertainty over the County's flood control regulations and uncertainty over long-term water supply may be slowing new development in the Borrego Valley ("the Valley").

Previous Fiscal Years Spending by the District

The District continues to work itself out of the financial situation that was inherited from the past Board and general manager who between FY 2008 – FY 2011 spent more than \$6.3 million of the District's \$6.5 million cash reserves. This spending resulted in the District losing its good credit rating. The District has not been able to borrow in the public bond markets for new projects identified by its capital improvement program (CIP) and has deferred major repair and replacement (R&R) projects until its credit is excellent again in order to obtain the best financing terms.

Long-Term Financial Planning

The District's present Board of Directors is aware of the need to restore the District's financial stability and to improve its creditworthiness to borrow. Through a coordinated strategic process, the Board has established a series of policies and plans to effectively meet the District's anticipated future revenue needs. The principles the District has adopted for returning to revenue sufficiency include: (a) the active management and projection of monthly cash flow during the year; (b) holding operating and maintenance (O&M) expenditures to the annual budget; (c) minimal increases in salaries and benefits for employees; (d) refinancing of existing debt obligations where such refinancing would produce a material reduction in future long term cash obligations; (e) deferring large infrastructure repair and replacement (R&R) capital expenditures until the District is able to borrow again in the public bond markets; and (f) implementing annual water and sewer rate increases to increase cash flow and to accumulate cash reserves.

The primary driver for the long-term financial viability of the District, as well as the economy of the Valley is the necessity of resolving the overdraft of the Basin (see section on Groundwater Supply, Usage & Availability above). In order to accomplish this objective, the District needs to regain its good credit standing with the bond markets in order to accommodate raising new debt. Presently, the District Board believes the District may be able to regain its good credit rating (defined as being able to borrow up to \$6 million of new debt in the public bond markets) around FY 2018 - FY 2020.

RELEVANT FINANCIAL POLICIES

Reserve Policy

The District has established a Reserve Fund Policy to anticipate and to prepare for future funding requirements as well as for unforeseen events. The Reserve Fund Policy establishes restricted and unrestricted reserves and describes the flow of funds to and from the various reserves. A copy of the District's current Reserve Policy is available on the District's website.

Risk Management

The District is a member of the California Joint Powers Insurance Authority (JPIA). The JPIA pools for the first \$500,000 of general, auto & public officials Liability coverage and has purchased excess coverage up to \$60

million. The JPIA provides coverage on repair or replacement against loss of District property caused by earthquake or flood of \$20 million.

Pension and Other Post-Employment Benefits

The District contributes to the California Public Employees Retirement System (CalPERS), an agent multiple-employer public employees defined benefit pension plan for its personnel. CalPERS provides retirement and disability benefits, annual cost-of-living adjustments, and death benefits to plan members and beneficiaries. Additional information about the District's pension arrangements and post-employment benefits can be found in the notes to the financial statements. In FY 2012, the Board changed the pension program from three percent (3%) per year of active service at retirement that was instituted by the prior Board in 2009, back to its previous two percent (2%) per year of active service at retirement. This new pension policy is in effect for employees of the District hired after April 1, 2012 only.


Investment Policy

The Investment Policy establishes guidelines for the investment of available funds. The Investment Policy incorporates the Prudent Investor Standards. The primary objectives, in priority order, of the District's investment activities are the following: 1) safety, 2) liquidity, and 3) yield. The District's funds are invested in a variety of investments, in accordance with California government code, as described in the notes to the financial statements. The District minimizes interest rate risk by investing a greater portion of its funds in short term investments and minimizes credit risk by investing a majority of its funds diversified investment pools.

Internal Controls

The District is responsible for establishing and maintaining an internal control structure designed to ensure that the District's assets are protected from loss, theft, or misuse, and to ensure that adequate accounting data are compiled for the preparation of financial statements in conformity with GAAP. The internal structure is designed to provide reasonable assurance that these objectives are met. The concept of reasonable assurance recognizes that; 1) the cost of control should not exceed the benefits likely to be derived; and 2) the valuation of costs and benefits requires estimates and judgments by management.

Respectfully submitted,



Jerry Rolwing
General Manager

BORREGO WATER DISTRICT
FINANCIAL SECTION
JUNE 30, 2015



INDEPENDENT AUDITORS' REPORT

Board of Directors
Borrego Water District
Borrego Springs, California

Report on the Financial Statements

We have audited the accompanying financial statements of Borrego Water District, as of and for the fiscal year ended June 30, 2015, and the related notes to the financial statements, which collectively comprise the Borrego Water District's basic financial statements as listed in the table of contents.

Management's Responsibility for the Financial Statements

Management is responsible for the preparation and fair presentation of these financial statements in accordance with accounting principles generally accepted in the United States of America; this includes the design, implementation, and maintenance of internal control relevant to the preparation and fair presentation of financial statements that are free from material misstatement, whether due to fraud or error.

Auditor's Responsibility

Our responsibility is to express opinions on these financial statements based on our audit. We conducted our audit in accordance with auditing standards generally accepted in the United States of America; the standards applicable to financial audits contained in *Government Auditing Standards*, issued by the Comptroller General of the United States; and the State Controller's Minimum Audit Requirements for California Special Districts. Those standards require that we plan and perform the audit to obtain reasonable assurance about whether the financial statements are free from material misstatement.

An audit involves performing procedures to obtain audit evidence about the amounts and disclosures in the financial statements. The procedures selected depend on the auditor's judgment, including the assessment of the risks of material misstatement of the financial statements, whether due to fraud or error. In making those risk assessments, the auditor considers internal control relevant to the entity's preparation and fair presentation of the financial statements in order to design audit procedures that are appropriate in the circumstances, but not for the purpose of expressing an opinion on the effectiveness of the entity's internal control. Accordingly, we express no such opinion. An audit also includes evaluating the appropriateness of accounting policies used and the reasonableness of significant accounting estimates made by management, as well as evaluating the overall presentation of the financial statements.

We believe that the audit evidence we have obtained is sufficient and appropriate to provide a basis for our audit opinions.

Opinions

In our opinion, the financial statements referred to above present fairly, in all material respects, the financial position of Borrego Water District, as of June 30, 2015, and the changes in financial position and cash flows thereof for the fiscal year then ended, in accordance with accounting principles generally accepted in the United States of America.

INDEPENDENT AUDITORS' REPORT

Page 2

Other Matters

Required Supplementary Information

Accounting principles generally accepted in the United States of America require that the management's discussion and analysis on pages 4 through 10, and the schedules of proportionate share of the net pension liability and plan contributions on pages 28 and 29, be presented to supplement the basic financial statements. Such information, although not a part of the basic financial statements, is required by the Governmental Accounting Standards Board, who considers it to be an essential part of financial reporting for placing the basic financial statements in an appropriate operational, economic, or historical context. We have applied certain limited procedures to the required supplementary information in accordance with auditing standards generally accepted in the United States of America, which consisted of inquiries of management about the methods of preparing the information and comparing the information for consistency with management's responses to our inquiries, the basic financial statements, and other knowledge we obtained during our audit of the basic financial statements. We do not express an opinion or provide any assurance on the information because the limited procedures do not provide us with sufficient evidence to express an opinion or provide any assurance.

Other Information

Our audit was conducted for the purpose of forming opinions on the financial statements that collectively comprise the Borrego Water District's basic financial statements. The introductory and supplementary information sections, as listed in the table of contents, are presented for purposes of additional analysis and are not a required part of the basic financial statements.

The supplementary information, as listed in the table of contents, is the responsibility of management and was derived from and relates directly to the underlying accounting and other records used to prepare the basic financial statements. Such information has been subjected to the auditing procedures applied in the audit of the basic financial statements and certain additional procedures, including comparing and reconciling such information directly to the underlying accounting and other records used to prepare the basic financial statements or to the basic financial statements themselves, and other additional procedures in accordance with auditing standards generally accepted in the United States of America. In our opinion, the supplementary information, as listed in the table of contents, is fairly stated in all material respects in relation to the basic financial statements as a whole.

The introductory section has not been subjected to the auditing procedures applied in the audit of the basic financial statements and, accordingly, we do not express an opinion or provide any assurance on them.

Other Reporting Required by Government Auditing Standards

In accordance with *Government Auditing Standards*, we have also issued our report dated September 14, 2015, on our consideration of the Borrego Water District's internal control over financial reporting and on our tests of its compliance with certain provisions of laws, regulations, contracts, and grant agreements and other matters. The purpose of that report is to describe the scope of our testing of internal control over financial reporting and compliance and the results of that testing, and not to provide an opinion on internal control over financial reporting or on compliance. That report is an integral part of an audit performed in accordance with *Government Auditing Standards* in considering Borrego Water District's internal control over financial reporting and compliance.

Hosaka, Rotherham & Company

San Diego, California
September 14, 2015

**BORREGO WATER DISTRICT
MANAGEMENT'S DISCUSSION AND ANALYSIS
JUNE 30, 2015**

Our discussion and analysis of the Borrego Water District (District) basic financial statements provide general readers with an overview of the District's financial position and results of operations for the fiscal year ended June 30, 2015. The Management's Discussion and Analysis (MD&A) should be read in conjunction with the audited financial statements. These statements are located in the section following the MD&A. This discussion and analysis, as well as the basic financial statements that it accompanies, have been prepared by management of the District and are its responsibility.

FINANCIAL HIGHLIGHTS

During the fiscal year ended June 30, 2015, the following events impacted, or have the potential to impact, the finances of the District:

- On December 18, 2014, the District accepted the donation of 22.57 acres of land with a value of \$124,124 in order to provide a portion of land for the Groundwater Management Flood Basin.
- On May 22, 2015, the District entered into a loan agreement with Compass Bank in the amount of \$1,125,000 in order to refinance the loan agreement with Viking Ranch. The terms of the agreement reduced the payback period from 20 years to 10 years and contained an increase in the interest rate from 4.00% to 4.95%, resulting in an interest savings of approximately \$723,000. Additionally, due to the prepayment clause in the Viking Range agreement, the debt was reduced by \$300,000.
- On May 27, 2015, the District's Board approved a budget for fiscal year 2016 that included rate increases for fiscal year 2016 of 5.00% for sewer rates; 19.00% for water base rates; and 5.00% for water commodity rates over the FY 2015 rates in effect. The new rates took effect July 1, 2015 and are reflected initially in customers' August billings.
- On April 13, 2015, California's 4th District Court ruled that the city of San Juan Capistrano failed to meet the statutory requirements of Proposition 218 for its tiered rates to encourage water conservation. The court said that Capistrano must calculate the incremental cost of providing water at the level of use represented by each tier. From August 2010 through June 2015, the District implemented tier 2 rates to encourage conservation. Since these tier 2 revenues could potentially also be subject to the Capistrano decision, the District has: (1) suspended its tier 2 rates as of July 2015; (2) established a reserve for doubtful tier 2 revenues; and (3) developed a plan for Proposition 218 approved new tiered rates during FY 2016. The reserve represents \$172,195 in tier 2 revenues collected from 539 customers between 2010-2015. The potential per customer liability ranges from less than \$100 to approximately \$3,000. Despite potential legislative action to reverse this court decision since tiered rates are employed by nearly two-thirds of water districts in California, the District believes such actions are prudent.
- At June 30, 2015, the District reviewed the value of the water credits in regards to the Viking Ranch land purchase, resulting in an impairment of the water credits of \$494,308.
- Effective June 30, 2015, the District implemented GASB Statement No. 68, *Accounting and Financial Reporting for Pensions—an amendment of GASB Statement No. 27*, and GASB Statement No. 71, *Pension Transition for Contributions Made Subsequent to the Measurement Date—an amendment of GASB Statement No. 68*. GASB Statement No. 68 requires that the District record the Net Pension Liability of its defined benefit pension plan as of the measurement date. The implementation of GASB No. 68 resulted in a prior period adjustment to the beginning net position of \$700,038, and a net pension liability at June 30, 2015 of \$699,055. Additional information is provided in the footnotes and Required Supplementary Information.

**BORREGO WATER DISTRICT
MANAGEMENT'S DISCUSSION AND ANALYSIS
JUNE 30, 2015**

FINANCIAL HIGHLIGHTS (CONTINUED)

- The income from operations for the fiscal year ended June 30, 2015, was \$673,411 compared with income from operations of \$576,076 for FY 2014.
- Cash and cash equivalents increased to \$2,976,551 at June 30, 2015, from \$2,086,750 at June 30, 2014.
- Capital assets decreased to \$13,689,404 at June 30, 2015, from \$14,705,224 at June 30, 2014.
- The change in net position for the fiscal year ended June 30, 2015, was an increase of \$133,351, before the prior period adjustment, compared to a increase in net position of \$399,450 for FY 2014.

More information about the overall analysis of the District's financial position and results of operations is provided in the following sections.

OVERVIEW OF THE FINANCIAL STATEMENTS

The financial statements accompanying the Management's Discussion and Analysis present the financial position, the results of operations, and cash flows using the accrual basis of accounting, which is similar to the accounting basis used by for-profit entities.

Statement of Net Position

The Statement of Net Position presents the District's financial position (assets and liabilities) as of June 30, 2015. Assets in excess of liabilities (Net Position) were \$12,353,471 and \$12,920,158 as of June 30, 2015 and 2014, respectively. In accordance with generally accepted accounting principles (GAAP), capital assets are recorded at historical cost. Net position is accumulated from revenues in excess of expenses, and contributed capital combined with the beginning balance of net position as presented in the Statement of Revenues, Expenses and Changes in Net Position.

Statement of Revenues, Expenses, and Changes in Net Position

The Statement of Revenues, Expenses, and Changes in Net Position presents the District's results of operations for the year ended June 30, 2015 and 2014. In accordance with GAAP, revenues are recognized (recorded) when water or services are provided, and expenses are recognized when incurred. Operating revenues and expenses are related to the District's core activities (providing water, sewer, pest control and flood control services). Non-operating revenues and expenses are not directly related to the core activities, e.g. investment income, interest expense, etc. The operating income for the fiscal year ended June 30, 2014, of \$673,411, is combined with net non-operating revenues and expenses of (\$169,876), capital contributions of \$124,124 and impairment of capital assets of (\$494,308), to arrive at the change of net position of \$133,351. The increase in net position is added to beginning net position of \$12,920,158 and the prior period adjustment of (\$700,038) to arrive at the ending net position of \$12,353,471 as of June 30, 2015.

One of the most important questions asked about the District's finances is, "How has the District's position changed as the result of this year's activities?" The Statement of Net Position and the Statement of Revenues, Expenses, and Changes in Net Position present information about the District's activities that help answer this question. These two statements report the net position of the District and the changes to them. The District's net position, the difference between assets and liabilities, may be thought of as one way to measure its financial health or financial position. Over time, increases or decreases in net position can be an indicator as to whether the financial health is improving or deteriorating. However, it is incumbent upon the observer to consider other non-financial factors such as the regulatory climate, economic conditions, population growth, zoning changes, environmental changes, etc.

**BORREGO WATER DISTRICT
MANAGEMENT'S DISCUSSION AND ANALYSIS
JUNE 30, 2015**

OVERVIEW OF THE FINANCIAL STATEMENTS (CONTINUED)

Analysis of Net Position

Our analysis will start with a summary of the District's Net Position as presented in the following table:

Borrego Water District's Net Position

	2015	2014	Variance	
			\$	%
ASSETS				
Cash and investments	\$ 2,976,551	\$ 2,086,750	\$ 889,801	42.64%
Capital assets	13,689,404	14,705,224	(1,015,820)	-6.91%
Other assets	650,438	626,091	24,347	3.89%
TOTAL ASSETS	17,316,393	17,418,065	(101,672)	
DEFERRED OUTFLOWS OF RESOURCES				
	261,309	132,554	128,755	97.13%
LIABILITIES				
Current liabilities	687,029	434,237	252,792	58.22%
Noncurrent liabilities	4,377,089	4,196,224	180,865	4.31%
TOTAL LIABILITIES	5,064,118	4,630,461	433,657	9.37%
DEFERRED INFLOWS OF RESOURCES				
	160,113	-	160,113	100.00%
NET POSITION				
Net investment in capital assets	9,949,404	10,530,224	(580,820)	-5.52%
Restricted	-	-	-	0.00%
Unrestricted	2,404,067	2,389,934	14,133	0.59%
TOTAL NET POSITION	\$ 12,353,471	\$ 12,920,158	\$ (566,687)	-4.39%

Analysis of Revenues and Expenses

Borrego Water District's Revenues, Expenses and Changes in Net Position 2014/2015

	2015	2014	Variance	
			\$	%
OPERATING REVENUES				
Water revenue	\$ 2,873,643	\$ 2,640,032	\$ 233,611	8.85%
Sewer service charges	534,828	527,383	7,445	1.41%
Availability charges	245,215	210,263	34,952	16.62%
Golf revenue	541	1,233	(692)	-56.12%
Other income	2,725	28,608	(25,883)	-90.47%
Total operating revenues	3,656,952	3,407,519	249,433	7.32%
NONOPERATING REVENUES				
Property taxes	74,460	63,950	10,510	16.43%
Investment income	81	76	5	6.58%
Loss on disposal of assets	(48,834)	(44,286)	(4,548)	10.27%
Total non-operating revenues	25,707	19,740	5,967	30.23%
Total revenues	3,682,659	3,427,259	255,400	7.45%

**BORREGO WATER DISTRICT
MANAGEMENT'S DISCUSSION AND ANALYSIS
JUNE 30, 2015**

OVERVIEW OF THE FINANCIAL STATEMENTS (CONTINUED)

Borrego Water District's Revenues, Expenses and Changes in Net Position 2014/2015 (Continued)

	2015	2014	Variance	
			\$	%
OPERATING EXPENSES				
Water operations	1,277,649	1,203,270	74,379	6.18%
Sewer operations	344,249	297,442	46,807	15.74%
Depreciation expense	593,486	595,899	(2,413)	-0.40%
General and administrative	768,157	734,832	33,325	4.54%
Total operating expenses	2,983,541	2,831,443	152,098	5.37%
NON OPERATING EXPENSES				
Interest expense	179,091	179,784	(693)	-0.39%
Amortization expense	16,492	16,492	-	0.00%
Total non-operating expenses	195,583	196,276	(693)	-0.35%
Total expenses	3,179,124	3,027,719	151,405	5.00%
INCOME BEFORE CONTRIBUTIONS AND IMPAIRMENTS	503,535	399,540	103,995	26.03%
CAPITAL CONTRIBUTIONS	124,124	-	124,124	100.00%
IMPAIRMENT OF CAPITAL ASSETS	(494,308)	-	(494,308)	100.00%
CHANGE IN NET POSITION	133,351	399,540	(266,189)	-66.62%
TOTAL NET POSITION, BEGINNING	12,920,158	12,520,618	399,540	3.19%
PRIOR PERIOD ADJUSTMENT	(700,038)	-	-	100.00%
TOTAL NET POSITION, ENDING	<u>\$ 12,353,471</u>	<u>\$ 12,920,158</u>	<u>\$ (566,687)</u>	-4.39%

A discussion of the significant variances of the Borrego Water District's Revenues and Expenses are presented below.

- Increase in revenue due to rate increases enacted in August 2014.
- Increase in the cost of providing water and sewer service, primarily due to repairs & maintenance, pumping costs and salaries.
- Total non-operating revenues increase due primarily to the increase in property tax revenue.
- General and Administrative expense increased due primarily to salaries.
- Increase in capital contributions due to the land provided for the Groundwater Management Flood Basin, and an increase in the impairment of water credits due to a valuation adjustment.
- Increase in the prior period adjustment due to implementation of GASB Statement No. 68.

**BORREGO WATER DISTRICT
MANAGEMENT'S DISCUSSION AND ANALYSIS
JUNE 30, 2015**

BUDGET HIGHLIGHTS

Fiscal Year 2015 Actual vs. Fiscal Year 2015 Budget

	2015	2015	Variance	
	Actual	Budget	\$	%
REVENUES				
From operations	\$ 3,656,952	\$ 3,491,570	\$ 165,382	4.74%
Nonoperating	25,707	64,305	(38,598)	-60.02%
Total revenue	3,682,659	3,555,875	126,784	3.57%
EXPENSES				
Water operations	1,277,649	1,695,181	(417,532)	-24.63%
Sewer operations	344,249	385,548	(41,299)	-10.71%
Depreciation expense	593,486	-	593,486	100.00%
General and administrative	768,157	688,000	80,157	11.65%
Impairment of capital assets	-	-	-	100.00%
Other non-operating expenses	195,583	255,713	(60,130)	-23.51%
Total expenses	3,179,124	3,024,442	154,682	5.11%
Capital Contributions	124,124	-	124,124	100.00%
Impairment of capital assets	(494,308)	-	(494,308)	
CHANGE IN NET POSITION	\$ 133,351	\$ 531,433	\$ (398,082)	-74.91%

- Borrego Water District does not budget for depreciation, but prefers to budget for actual capital assets using the internally generated 10 year Capital Improvement Budget.

CAPITAL ASSETS AND DEBT ADMINISTRATION

Capital Assets

At the end of the fiscal year the District had a net investment in various categories of capital assets as shown in the following table:

	2015	2014	Variance	
			\$	%
Land and land improvements	\$ 1,006,178	\$ 882,054	\$ 124,124	14.07%
Flood control facilities	4,319,604	4,319,604	-	0.00%
Sewer facilities	5,817,631	5,806,137	11,494	0.20%
Water facilities	10,606,930	10,489,701	117,229	1.12%
Pipelines, wells and tanks	151,699	151,699	-	0.00%
General facilities	1,006,881	1,006,881	-	0.00%
Telemetry	46,459	46,459	-	0.00%
Equipment and furniture	265,675	265,675	-	0.00%
Vehicles	562,636	495,572	67,064	13.53%
Construction in progress	271,275	186,213	85,062	45.68%
Fallowed water credits	1,030,650	1,868,358	(837,708)	-44.84%
Water rights-ID #4	185,000	185,000	-	0.00%
Total assets	25,270,618	25,703,353	(432,735)	-1.68%
Less accumulated depreciation	(11,581,214)	(10,998,129)	(583,085)	-5.30%
Net capital assets	\$ 13,689,404	\$ 14,705,224	\$ (1,015,820)	-6.91%

**BORREGO WATER DISTRICT
MANAGEMENT'S DISCUSSION AND ANALYSIS
JUNE 30, 2015**

CAPITAL ASSETS AND DEBT ADMINISTRATION (CONTINUED)

Debt Administration

On October 1, 2008, the District issued \$2,775,000 of 2008 Bonds while concurrently redeeming all of its outstanding 1997 and 1998 Certificates of Participation.

The bonds are payable in annual principal installments of \$25,000 to \$245,000 on October 1 of each year beginning 2014 through 2028. Interest is payable semi-annually on April 1 and October 1 at an interest rate of 4.50% per annum. The bonds are payable solely from installment payments to made by the District to the Borrego Water District Public Facilities Corporation. The installment payments are a special obligation of the District payable solely from revenues of Improvement District No. 4 and certain funds and accounts created by agreement.

The annual requirements to amortize the Installment Purchase Agreement are as follows:

June 30,	Principal	Interest	Totals
2016	\$ 140,000	\$ 114,525	\$ 254,525
2017	145,000	108,113	253,113
2018	150,000	101,475	251,475
2019	160,000	94,500	254,500
2020	165,000	87,188	252,188
2021-2025	945,000	314,663	1,259,663
2026-2029	910,000	84,150	994,150
	<u>\$ 2,615,000</u>	<u>\$ 904,614</u>	<u>\$ 3,519,614</u>

On May 22, 2015, the District entered into a 10 year promissory note agreement with Compass Bank in the amount of \$1,125,000 in order to refinance the Viking Ranch note. Payments of principal and interest of \$35,872, at 4.95% interest per annum, are due quarterly starting September 1, 2015 through June 1, 2025. The note is secured by a pledge and lien on net water revenues from the water enterprise, as defined in the agreement.

The future debt service for the note payable is as follows:

Year Ending June 30,	Principal	Interest	Totals
2016	\$ 87,999	\$ 55,489	\$ 143,488
2017	93,881	49,607	143,488
2018	98,615	44,873	143,488
2019	103,588	39,900	143,488
2020	108,811	34,676	143,487
2021-2025	632,106	85,330	717,436
Totals	<u>\$ 1,125,000</u>	<u>\$ 309,875</u>	<u>\$ 1,434,875</u>

ECONOMIC FACTORS AND FUTURE YEAR'S BUDGET AND RATES

The District's Board of Directors and management considered many factors when setting the fiscal year 2014/2015 budget, user fees and charges. The District attempts to balance revenues with operating expenses that have increased due to inflationary factors, such as cost of living, cost of water, and insurance coverage.

**BORREGO WATER DISTRICT
MANAGEMENT'S DISCUSSION AND ANALYSIS
JUNE 30, 2015**

ECONOMIC FACTORS AND FUTURE YEAR'S BUDGET AND RATES (CONTINUED)

These indicators were taken into consideration when adopting the District's budget for the fiscal year 2014/2015. The budget has been structured to contain costs, but at the same time, continue the District's philosophy of providing the highest levels of service and continue efforts towards securing a sustainable water supply for the community.

Fiscal Year 2014 Actual vs. Fiscal Year 2015 Budget

	2015 Budget	2014 Actual	Variance	
			\$	%
REVENUES				
Operating Revenue	\$ 3,491,250	\$ 3,656,952	\$ (165,702)	-4.53%
Nonoperating	64,625	25,707	38,918	151.39%
Total revenue	<u>3,555,875</u>	<u>3,682,659</u>	<u>(126,784)</u>	<u>-3.44%</u>
EXPENSES				
Operating expenses	2,336,442	2,390,055	(53,613)	-2.24%
Depreciation	-	593,486	(593,486)	-100.00%
Other non operating expenses	688,000	195,583	492,417	251.77%
Total expenses	<u>3,024,442</u>	<u>3,179,124</u>	<u>(154,682)</u>	<u>-4.87%</u>
Capital Contributions	-	124,124	(124,124)	0.00%
Impairment of capital assets	-	(494,308)	494,308	0.00%
CHANGE IN NET POSITION	<u>\$ 531,433</u>	<u>\$ 133,351</u>	<u>\$ 398,082</u>	<u>-298.52%</u>

Borrego Water District does not budget for depreciation, but prefers to budget for actual capital assets using the internally generated 10 year Capital Improvement Budget.

CONTACTING THE DISTRICT'S FINANCIAL MANAGER

This financial report is designed to give ratepayers, customers, investors, and creditors a general overview of the District's finances and to demonstrate the District's accountability for the money it receives and the stewardship of the facilities it maintains. If you have questions about this report or need additional information, contact Jerry Rolwing, General Manager or Kim Pitman, Fiscal Officer at the Borrego Water District, 806 Palm Canyon Drive, Borrego Springs, California, 92004 or by telephone at (760) 767-5806.

Borrego Water District

**BORREGO WATER DISTRICT
STATEMENT OF NET POSITION
JUNE 30, 2015**

ASSETS

Current assets:	
Cash and cash equivalents	\$ 2,830,294
Restricted cash and cash equivalents:	
Customer deposits	22,094
Accounts receivable:	
Water and sewer, net of allowance	351,121
Inventory	123,656
Prepaid expenses	33,695
Total current assets	3,360,860
Noncurrent assets:	
Debt issuance costs, net of amortization	141,966
Fiduciary fund:	
Restricted cash and cash equivalents	124,163
Capital assets:	
Land	1,006,178
Construction in progress	271,275
Fallowed water credits	1,030,650
Water rights - ID 4	185,000
Capital assets being depreciated, net	11,196,301
Total noncurrent assets	13,955,533
TOTAL ASSETS	17,316,393

DEFERRED OUTFLOWS OF RESOURCES

Debt refunding costs, net of amortization	122,550
Pension related costs	138,759
TOTAL DEFERRED OUTFLOWS OF RESOURCES	261,309

LIABILITIES

Current liabilities:	
Accounts payable	159,891
Accrued expenses	172,195
Accrued interest payable	42,044
Short-term compensated absences	62,806
Customer deposits	22,094
Current portion of note payable	227,999
Total current liabilities	687,029
Noncurrent liabilities:	
Compensated absences	41,870
Community Facilities District 2007-1 Bondholders	124,163
Net pension liability	699,055
Notes payable, net of current portion	3,512,001
Total noncurrent liabilities	4,377,089
TOTAL LIABILITIES	5,064,118

DEFERRED INFLOWS OF RESOURCES

Pension related costs	160,113
-----------------------	---------

NET POSITION

Net investment in capital assets	9,949,404
Unrestricted	2,404,067
TOTAL NET POSITION	\$ 12,353,471

The notes to the financial statements are an integral part of the statement.

**BORREGO WATER DISTRICT
STATEMENT OF REVENUES, EXPENSES, AND CHANGES IN NET POSITION
FOR THE FISCAL YEAR ENDED JUNE 30, 2015**

OPERATING REVENUES	
Water revenue	\$ 2,873,643
Sewer service charges	534,828
Availability charges	245,215
Golf revenue	541
Other income	2,725
Total operating revenues	<u>3,656,952</u>
OPERATING EXPENSES	
Water operations	1,277,649
Sewer operations	344,249
Depreciation	593,486
General and administrative	768,157
Total operating expenses	<u>2,983,541</u>
Income from operations	673,411
NON-OPERATING REVENUES (EXPENSES)	
Property taxes	74,460
Investment income	81
Loss on disposal of assets	(48,834)
Interest expense	(179,091)
Amortization expense	(16,492)
Total non-operating revenues (expenses)	<u>(169,876)</u>
INCOME BEFORE CONTRIBUTIONS AND IMPAIRMENTS	503,535
CAPITAL CONTRIBUTIONS	124,124
IMPAIRMENT OF CAPITAL ASSETS	<u>(494,308)</u>
CHANGE IN NET POSITION	133,351
NET POSITION, BEGINNING	<u>12,920,158</u>
PRIOR PERIOD ADJUSTMENT	<u>(700,038)</u>
NET POSITION, ENDING	<u><u>\$ 12,353,471</u></u>

The notes to the financial statements are an integral part of the statement.

**BORREGO WATER DISTRICT
STATEMENT OF CASH FLOWS
FOR THE FISCAL YEAR ENDED JUNE 30, 2015**

CASH FLOWS FROM OPERATING ACTIVITIES	
Receipts from water and sewer customers	\$ 3,418,864
Receipts from availability charges	245,215
Receipts from golf course	541
Payments to suppliers and employees	(1,390,650)
Payments for general and administration	(768,157)
Other receipts	4,997
Net cash provided by operating activities	<u>1,510,810</u>
CASH FLOWS FROM FINANCING ACTIVITIES	
Taxes received	74,460
Acquisition and construction of capital assets	(306,618)
Proceeds from sale of assets	9,934
Proceeds from debt issuance	1,125,000
Principal paid on long-term debt	(1,260,000)
Interest payments on long-term debt	(270,332)
Community facilities district 2007-1 receipts and payments	6,466
Net cash used in investing activities	<u>(621,090)</u>
CASH FLOWS FROM INVESTING ACTIVITIES	
Interest received	81
Net cash provided from financing activities	<u>81</u>
NET INCREASE IN CASH AND CASH EQUIVALENTS	889,801
CASH AND CASH EQUIVALENTS AT BEGINNING OF YEAR	<u>2,086,750</u>
CASH AND CASH EQUIVALENTS AT END OF YEAR	<u><u>\$ 2,976,551</u></u>
RECONCILIATION OF CHANGE IN NET ASSETS TO NET CASH USED BY OPERATING ACTIVITIES	
Income from operations	\$ 673,411
Adjustments to reconcile change in income from operations to net cash provided by operating activities:	
Depreciation	593,486
(Increase) decrease in accounts receivable	10,393
(Increase) decrease in other receivables	2,272
(Increase) decrease in inventories	17,057
(Increase) decrease in prepaid expenses	(4,557)
Increase (decrease) in accounts payable	16,973
Increase (decrease) in accrued expenses	172,195
Increase (decrease) in customer deposits	850
Increase (decrease) in short-term compensated absences	8,359
Increase (decrease) in net pension liabilities	20,371
Net cash provided by operating activities	<u><u>\$ 1,510,810</u></u>
RECONCILIATION TO BALANCE SHEET	
Cash	\$ 2,830,294
Restricted: Cash and Cash Equivalents	146,257
Net reconciliation to balance sheet	<u><u>\$ 2,976,551</u></u>

The notes to the financial statements are an integral part of the statement.

**BORREGO WATER DISTRICT
STATEMENT OF CASH FLOWS (CONTINUED)
FOR THE FISCAL YEAR ENDED JUNE 30, 2015**

SUPPLEMENTAL DISCLOSURES

Schedule of non-cash investing and financing activities:

Contributions of water system assets by customers and developers	<u>\$ 124,124</u>
Cash payments for interest	<u>\$ 270,332</u>

The notes to the financial statements are an integral part of the statement.

**BORREGO WATER DISTRICT
NOTES TO BASIC FINANCIAL STATEMENTS
JUNE 30, 2015**

A. Summary of significant accounting policies

Borrego Water District (District) accounts for its financial transactions in accordance with the policies and procedures of the Irrigation District Law, now Division 11 of the California State Water Code. The accounting policies of the District conform to accounting principles generally accepted in the United States of American (GAAP) as prescribed by the Governmental Accounting Standards Board (GASB) and the American Institute of Certified Public Accountants (AICPA).

1. Reporting entity

The District's combined financial statements include the accounts of all its operations. The District evaluated whether any other entity should be included in these financial statements. The criterion for including organizations as component units within the District's reporting entity, as set forth in GASB Statement No. 14, *The Financial Reporting Entity*, subsequently amended by GASB Statement No. 39, *Determining Whether Certain Organizations are Component Units*, and GASB Statement No. 61, *The Financial Reporting Entity: Omnibus – an amendment of GASB Statements No. 14 and No. 34* (GASB Statement No. 61), include whether:

- the organization is legally separate (can sue and be sued in its name)
- the District holds the corporate powers of the organization
- the District appoints a voting majority of the organization's board
- the District is able to impose its will on the organization
- the organization has the potential to impose a financial benefit/burden on the District
- there is fiscal dependency by the organization on the District
- it would be misleading or cause the financial statements to be incomplete to exclude another organization

Based on these criteria, the District has no component units. Additionally, the District is not a component unit of any other reporting entity as defined by the GASB statement.

2. Basis of accounting

The District reports its activities as an enterprise fund, which is used to account for operations that are financed and operated in a manner similar to a private business enterprise, where the intent of the District is that the costs of providing water to its customers on a continuing basis be financed or recovered primarily through user charges (water sales and services) or similar funding. Revenues and expenses are recognized on the full accrual basis of accounting. Revenues are recognized in the accounting period in which they are earned and expenses are recognized in the period incurred, regardless of when the related cash flow took place.

Operating revenues and expenses are generated and incurred through the water sales activities to the District's customers. Administration and depreciation expenses are also considered operating expenses. Other revenues and expenses not included in the above categories are reported as non-operating revenues and expenses.

3. Financial reporting

The District's basic financial statements are presented in conformance with the provisions of GASB Statement No. 34, *Basic Financial Statements – and Management's Discussion and Analysis – for State and Local Governments* (GASB Statement No. 34), and subsequently amended by GASB Statement No. 61. This statement established revised financial reporting requirements for state and local governments throughout the United States for the purpose of enhancing the understandability and usefulness of financial reporting.

**BORREGO WATER DISTRICT
NOTES TO BASIC FINANCIAL STATEMENTS
JUNE 30, 2015**

A. Summary of significant accounting policies (continued)

3. Financial reporting (continued)

GASB Statement No. 34, and subsequent GASB pronouncements, provide for a revised view of financial information and restructure the format of financial information provided prior to its adoption. A statement of net assets replaces the balance sheet and reports assets, liabilities, and the difference between them as net assets, not equity. A statement of revenues, expenses, and changes in net assets replaces both the income statement and the statement of changes in retained earnings and contributed capital. GASB Statement No. 34 also requires that the statement of cash flows be prepared using the direct method. Under the direct method, cash flows from operating activities are presented by major categories.

Under GASB Statement No. 34, and subsequent GASB pronouncements, enterprise funds, such as the District, have the option of consistently following or not following pronouncements issued by the Financial Accounting Standards Board (FASB) subsequent to November 30, 1989. The District has elected not to follow FASB standards issued after that date, unless such standards are specifically adopted by GASB.

4. Implementation of GASB Pronouncements

Effective June 30, 2015, the District implemented GASB Statement No. 68, *Accounting and Financial Reporting for Pensions—an amendment of GASB Statement No. 27* (GASB Statement No. 68), and GASB Statement No. 71, *Pension Transition for Contributions Made Subsequent to the Measurement Date—an amendment of GASB Statement No. 68* (GASB Statement No. 71). GASB Statement No. 68 requires that the District record the Net Pension Liability of its defined benefit pension plan as of the measurement date. The implementation of GASB No. 68 resulted in a prior period adjustment to the beginning net position of \$700,038, and a net pension liability at June 30, 2015 of \$699,055. GASB Statement No. 71 relates to amounts that are deferred and amortized at the time GASB Statement No. 68 is first implemented. The implementation of GASB Statement No. 71 resulted in the deferred inflows of \$138,759 at June 30, 2015. Additional information is provided in the footnotes and Required Supplementary Information.

5. Assets, liabilities, and equity

a. Deposits and investments

For purposes of the statement of cash flows, cash and cash equivalents consist of short-term highly liquid investments with maturities of ninety days or less from the date of purchase. These include cash on hand, cash held in the restricted assets accounts, and the Local Agency Investment Fund.

The District's investment policy and state statutes authorize the District to invest in obligations of the U.S. Treasury, its agencies and instrumentalities, certificates of deposit with national and state-licensed or chartered banks or federal or state savings and loan associations, money market and mutual funds whose portfolios consist of one or more of the foregoing investments, and the Local Agency Investment Fund.

State statutes require all deposits be insured or collateralized. Depositories holding public funds on deposit are required to maintain collateral in the form of a pool of securities with the agent of the depository having a market value of at least 10 to 50 percent in excess of the total amount of all public funds on deposit.

**BORREGO WATER DISTRICT
NOTES TO BASIC FINANCIAL STATEMENTS
JUNE 30, 2015**

A. Summary of significant accounting policies (continued)

5. Assets, liabilities, and equity (continued)

b. Allowance for doubtful accounts

An allowance for doubtful accounts is provided based on anticipated collectability of the outstanding utility receivables and other receivables at year-end. At fiscal year ended June 30, 2015, management has not recorded an allowance for doubtful accounts as it estimates all receivables at June 30, 2015 to be collectible.

c. Inventories

Inventories are recorded on the average cost basis.

d. Capital assets

Purchased or constructed capital assets are reported at cost or estimated historical cost. Donated fixed assets are recorded at their estimated fair value at the date of the donation. The cost of normal maintenance and repairs that do not add to the value of the asset or materially extend the assets' lives are not capitalized. A capitalization threshold of \$5,000 is used.

Capital assets are being depreciated using the straight-line method over the following estimated useful lives:

Asset class	Estimated useful lives
Buildings	10-50
Water systems	10-50
Improvements of sites	7-25
Equipment	5-10

e. Deferred outflows/inflows of resources

In addition to assets, the statement of financial position includes a separate section for deferral of outflows of resources. This separate financial statement element, deferred outflows of resources, represents a consumption of net position that applies to future periods and so will not be recognized as an outflow of resources (expense/expenditures) until then. The District has two items that qualifies for reporting in this category.

The deferred charge of debt refunding costs resulted from the difference in the carrying value of refunded debt and its reacquisition price. The amount is deferred and amortized over the shorter of the life of the refunded or refunding debt. At June 30, 2015, the balance of the debt refunding costs is \$122,550.

The pension plan related costs is the employer contributions paid during the year ended June 30, 2015, which are deferred under GASB Statement No. 68. At June 30, 2015, the deferred employer contribution is \$138,759.

**BORREGO WATER DISTRICT
NOTES TO BASIC FINANCIAL STATEMENTS
JUNE 30, 2015**

A. Summary of significant accounting policies (continued)

5. Assets, liabilities, and equity (continued)

e. Deferred outflows/inflows of resources (continued)

In addition to liabilities, the statement of financial position will sometimes report a separate section for deferred inflows of resources. This separate financial statement element, deferred inflows of resources, represents an acquisition of net position that applies to future period(s) and so will not be recognized as an inflow of resources (revenue) until that time. The District has one item that qualifies for reporting in this category.

The deferred inflows of resources is made up of two components; net difference between projected and actual earnings on pension plan investments in the amount of \$134,716, which is amortized on a straight-line basis over five years, and adjustment due to differences in proportions in the amount of \$25,397, which is amortized over the straight-line basis over the average expected remaining service lives of all members that are provided with benefits. At June 30, 2015, the deferred pension related cost is \$138,759.

f. Compensated absences

Accumulated unpaid employee vacation benefits and sick leave are recognized as accrued payroll liabilities in the Statement of Net Position. As of June 30, 2015 and 2014, the District had \$104,676 and \$96,317, respectively, of accrued vacation and sick leave.

g. Pensions

For purposes of measuring the net pension liability and deferred outflows/inflows of resources related to pensions, and pension expense, information about the fiduciary net position of the District's California Public Employees' Retirement System (CalPERS) plans (Plans) and additions to/deductions from the Plans' fiduciary net position have been determined on the same basis as they are reported by CalPERS. For this purpose, benefit payments (including refunds of employee contributions) are recognized when due and payable in accordance with the benefit terms. Investments are reported at fair value.

GASB Statement No. 68 requires that the reported results must pertain to liability and asset information within certain defined timeframes. As of June 30, 2015, the following timeframes are used:

Valuation Date (VD)	June 30, 2013
Measurement Date (MD)	June 30, 2014
Measurement Period (MP)	July 1, 2013 to June 30, 2014

h. Interfund activity

Interfund activity results from loans, services provided, reimbursements or transfers between funds. Loans are reported as interfund receivables and payables as appropriate and are subject to elimination upon consolidation. Reimbursements occur when one fund incurs a cost, charges the appropriate benefiting fund and reduces its related cost as a reimbursement. All other interfund transactions are treated as transfers. Transfers In and Transfers Out are netted and presented as a single "Transfers" line on the government-wide statement of activities. Similarly, interfund receivables and payables are netted and presented as a single "Internal Balances" line of the government-wide statement of net position.

**BORREGO WATER DISTRICT
NOTES TO BASIC FINANCIAL STATEMENTS
JUNE 30, 2015**

A. Summary of significant accounting policies (continued)

i. Capital contributions

Capital contributions represent cash and capital asset additions to the District by property owners, granting agencies and real estate developers desiring services that require capital expenditures or capacity commitments.

6. Property taxes

Secured property taxes attach as an enforceable lien on property as of January 1. Taxes are payable in two installments on November 1 and February 1. Unsecured property taxes are payable in one installment on or before August 31. The County of San Diego bills and collects the taxes for the District.

7. Use of estimates

The preparation of financial statements in conformity with generally accepted accounting principles requires management to make estimates and assumptions that affect certain reported amounts and disclosures. Accordingly, actual results could differ from those estimates.

8. Reclassifications

Certain reclassifications have been made to the prior year information to conform to the current year presentation.

B. Deficit fund balance or fund net position of individual funds

The following are funds having deficit fund balances or fund net positions at year end, if any, along with remarks which address such deficits:

<u>Fund name</u>	<u>Deficit amount</u>	<u>Remarks</u>
None reported	Not applicable	Not applicable

C. Cash and cash equivalents

The summary of cash and cash equivalents is as follows at June 30, 2015:

Cash on hand and in banks:	
Restricted	\$ 22,094
Unrestricted	2,830,294
Fiduciary funds:	
Cash on hand and in banks	124,163
Total cash and cash equivalents	<u>\$ 2,976,551</u>

Cash balances held in banks are insured up to \$250,000 by the Federal Deposit Insurance Corporation (FDIC). The District maintains its cash in bank deposit accounts that at times may exceed federally insured limits. The District has not experienced any losses in such accounts. At June 30, 2015 the District had \$2,620,851 in excess of FDIC insured limits.

**BORREGO WATER DISTRICT
NOTES TO BASIC FINANCIAL STATEMENTS
JUNE 30, 2015**

C. Cash and cash equivalents (Continued)

The District is a voluntary participant in the Local Agency Investment Fund (LAIF) that is regulated by California Government Code Section 16429 under the oversight of the Treasurer of the State of California. The fair value of the District's investment in this pool is reported in the accompanying financial statements at amounts based upon the District's pro-rata share of the fair value provided by LAIF for the entire LAIF portfolio (in relation to the amortized costs of that portfolio). The balance available for withdrawal is based on the accounting records maintained by LAIF, which are recorded on an amortized cost basis. At June 30, 2015 the District had deposited with LAIF \$20,982.

The summary which presents the amount of the District's deposits which are fully insured or collateralized with securities held by the District or its agent in the District's name (Category One), those deposits which are collateralized with securities held by the pledging financial institution's trust department, or agent in the District's name (Category Two), and those deposits which are not collateralized or are collateralized with securities held by the pledging financial institution, or its trust department, or agent, but not in the District's name (Category Three), is as follows at June 30, 2015:

	Category One	Category Two	Category Three	Total Bank Balance	Carrying Amount
Deposits with Financial Institutions	<u>\$ 2,852,388</u>	<u>\$ 124,163</u>	<u>\$ -</u>	<u>\$ 2,976,551</u>	<u>\$ 2,976,551</u>

D. Capital assets

A schedule of changes in capital assets and accumulated depreciation for the fiscal year ended June 30, 2015, is shown as follows:

	Balance June 30, 2014	Additions	Deletions	Balance June 30, 2015
Capital assets, not being depreciated:				
Land	\$ 882,054	\$ 124,124	\$ -	\$ 1,006,178
Construction in progress	186,213	89,497	(4,435)	271,275
Fallowed water credits	1,868,358	-	(837,708)	1,030,650
Water rights - ID 4	185,000	-	-	185,000
Total capital assets, not being depreciated	<u>3,121,625</u>	<u>213,621</u>	<u>(842,143)</u>	<u>2,493,103</u>
Capital assets, being depreciated:				
Flood control facilities	4,319,604	-	-	4,319,604
Sewer facilities	5,806,137	32,828	(21,334)	5,817,631
Water facilities	10,489,701	117,229	-	10,606,930
Pipelines, wells, and tanks	151,699	-	-	151,699
General facilities	1,006,881	-	-	1,006,881
Telemetry system	46,459	-	-	46,459
Equipment and furniture	265,675	-	-	265,675
Vehicles	495,572	67,064	-	562,636
Total capital assets, being depreciated	<u>22,581,728</u>	<u>217,121</u>	<u>(21,334)</u>	<u>22,777,515</u>
Less accumulated depreciation	(10,998,129)	(593,485)	10,400	(11,581,214)
Total capital assets, being depreciated, net	<u>11,583,599</u>	<u>(376,364)</u>	<u>(10,934)</u>	<u>11,196,301</u>
Capital assets, net of depreciation	<u>\$ 14,705,224</u>	<u>\$ (162,743)</u>	<u>\$ (853,077)</u>	<u>\$ 13,689,404</u>

**BORREGO WATER DISTRICT
NOTES TO BASIC FINANCIAL STATEMENTS
JUNE 30, 2015**

E. Long-term obligations

1. Long-term obligation activity

Long-term obligations include debt and other long-term liabilities. Changes in long-term obligations for the fiscal year ended June 30, 2015, are as follows:

	Balance at June 30, 2014	Additions	Retirements	Balance at June 30, 2015	Amount due within one year
Refunding Installment Purchase	\$ 2,750,000	\$ -	\$ 135,000	\$ 2,615,000	\$ 140,000
Compass Bank Note	-	1,125,000	-	1,125,000	87,999
Viking Ranch Note	1,425,000	-	1,425,000	-	-
Total long-term debt	<u>\$ 4,175,000</u>	<u>\$ 1,125,000</u>	<u>\$ 1,560,000</u>	<u>\$ 3,740,000</u>	<u>\$ 227,999</u>

2. Refunding Installment Purchase

On October 1, 2008, the District issued \$2,775,000 of 2008 Bonds while concurrently redeeming all of its outstanding 1997 Certificates of Participation and 1998 Certificates of Participation. The transaction was a current refunding intended to save the District future interest costs due to lower market interest rates. No new funds were raised by the District. New Installment Purchase Agreements were executed, which will save the District approximately \$36,000 per year on debt service. The District reduced its aggregate debt service payments by \$312,755 over the next twenty (20) years and obtained an economic gain (difference between the present value of the old and new debt service payments) of \$259,110.

The bonds are payable in annual principal installments of \$25,000 to \$245,000 on October 1 of each year beginning 2013 through 2028. Interest is payable semi-annually on April 1 and October 1 at an interest rate of 4.50% per annum. The installment payments are a special obligation of the District payable solely from revenues of Improvement District No. 4.

The future debt service for the Installment Purchase Agreement is as follows:

June 30,	Principal	Interest	Totals
2016	\$ 140,000	\$ 114,525	\$ 254,525
2017	145,000	108,113	253,113
2018	150,000	101,475	251,475
2019	160,000	94,500	254,500
2020	165,000	87,188	252,188
2021-2025	945,000	314,663	1,259,663
2026-2029	910,000	84,150	994,150
	<u>\$ 2,615,000</u>	<u>\$ 904,614</u>	<u>\$ 3,519,614</u>

**BORREGO WATER DISTRICT
NOTES TO BASIC FINANCIAL STATEMENTS
JUNE 30, 2015**

E. Long-term obligations (continued)

3. Compass Bank Note

On May 22, 2015, the District entered into a 10 year promissory note agreement with Compass Bank in the amount of \$1,125,000. Payments of principal and interest of \$35,872, at 4.95% interest per annum, are due quarterly starting September 1, 2015 through June 1, 2025. The note is secured by a pledge and lien on net water revenues from the water enterprise, as defined in the agreement. Accrued interest for the year ended June 30, 2015 was \$9,307.

The future debt service for the note payable is as follows:

Year Ending June 30,	Principal	Interest	Totals
2016	\$ 87,999	\$ 55,489	\$ 143,488
2017	93,881	49,607	143,488
2018	98,615	44,873	143,488
2019	103,588	39,900	143,488
2020	108,811	34,676	143,487
2021-2025	632,106	85,330	717,436
Totals	<u>\$ 1,125,000</u>	<u>\$ 309,875</u>	<u>\$ 1,434,875</u>

4. Viking Ranch Note

On July 8, 2011, the District and Viking Ranch amended an agreement that had been originally signed October 22, 2010. The amended agreement called for Viking Ranch to sell to the District Parcel 2 and in the future Viking Ranch will make a charitable donation of Parcel 1 to the District. The amended agreement also calls for Viking Ranch to sell to the District 312.5 Agricultural-1 Water Credits. For both Parcel 2 and the 312.5 Agricultural-1 Water Credits, the District will provide to Viking Ranch a \$1.5 Million Note at 4.00% interest per annum, with \$6,000 due upon execution of the note, \$69,000 due upon transference of properties, and the remaining \$1.425 Million due in quarterly interest only payments for the first 5 years, at which time, \$150,000 in principal will be due. Effective May 22, 2015, the note was paid in full through the issuance of the note payable to Compass Bank.

F. Operating leases

The District has entered into operating leases for office equipment and facility usage with lease terms in excess of one year. These agreements contain no purchase options. The agreements are non-cancelable leases. Future minimum lease payments are as follows:

Year ending June 30,	Lease payments
2016	\$ 5,150
2017	5,850
2018	4,199
2019	4,199
2020	4,199
Thereafter	348
	<u>\$ 23,945</u>

The District will receive no sublease rental revenues nor pay any contingent rentals associated with these leases. Rent expense for the fiscal years ended June 30, 2015 was \$15,439.

**BORREGO WATER DISTRICT
NOTES TO BASIC FINANCIAL STATEMENTS
JUNE 30, 2015**

G. Joint ventures (joint powers agreements)

The District participates in the following jointly governed organization under a joint power agreement (JPA):

California Water Agencies Joint Powers Insurance Authority (JPIA)

Since 1983, the District has participated in the Association of California Water Agencies Joint Powers Insurance Authority (JPIA), a risk-pooling self-insurance authority. JPIA is a consortium of public agencies in Southern California established under the provisions of California Government Code. The purpose of the authority is to arrange and administer programs of insurance for the pooling of self-insured losses and to purchase excess insurance coverage. Deposits to JPIA are expensed by the District over the policy term and are subject to retroactive adjustment.

The relationship between the District and the JPA is such that the JPA is not a component unit of the District for financial reporting purposes.

H. Employee retirement plan

1. Plan description, benefits provided and employees covered.

The District contributes to the Miscellaneous 3.0% at 60 Risk Pool under CalPERS, a cost-sharing multiple-employer public employee retirement system defined benefit pension plan administered by CalPERS. A full description of the pension plan benefit provisions, assumptions for funding purposes but not accounting purposes, and membership information is listed in the June 30, 2013 Annual Actuarial Valuation Report. Details of the benefits provided can be obtained in Appendix B of the June 30, 2013 actuarial valuation report. This report is a publically available valuation report that can be obtained from the CalPERS Executive Office, 400 P Street, Sacramento, CA 95814 and www.calpers.ca.gov under Forms and Publications.

2. Contribution description

Section 20814(c) of the California Public Employees' Retirement Law (PERL) requires that the employer contribution rates for all public employers be determined on an annual basis by the actuary and shall be effective on the July 1 following notice of a change in the rate. The total plan contributions are determined through the CalPERS' annual actuarial valuation process. For public agency cost-sharing plans covered by either the Miscellaneous or Safety risk pools, the Plan's actuarially determined rate is based on the estimated amount necessary to pay the Plan's allocated share of the risk pool's costs of benefits earned by employees during the year, and any unfunded accrued liability. The employer is required to contribute the difference between the actuarially determined rate and the contribution rate of employees. For the measurement period ended June 30, 2014 (the measurement date), the active employee contribution rate is 7.761 percent of annual pay, and the average employer's contribution rate is 20.434 percent of annual payroll. Employer contributions rates may change if plan contracts are amended. It is the responsibility of the employer to make necessary accounting adjustments to reflect the impact due to any Employer Paid Member Contributions or situations where members are paying a portion of the employer contribution.

Participants are required to contribute 8.00% of their annual covered salary. The District makes some of the contributions required of District employees on their behalf and for their account. Currently, the District is paying the first 3.00% leaving the remaining 5.00% to be paid by the employees. The District makes the contributions required of the District's employees on their behalf and for their account. The actuarial methods and assumptions used are those adopted by the CalPERS Board of Administration. The required contribution rate for the fiscal year ended June 30, 2015, was 21.997%. The contribution requirements of the plan members are established by state statute.

**BORREGO WATER DISTRICT
NOTES TO BASIC FINANCIAL STATEMENTS
JUNE 30, 2015**

H. Employee retirement plan (continued)

3. Actuarial methods and assumptions used to determine total pension liability

For the measurement period ending June 30, 2014 (the measurement date), the total pension liability was determined by rolling forward the June 30, 2013 total pension liability. Both the June 30, 2013 total pension liability and the June 30, 2014 total pension liability were based on the following actuarial methods and assumptions:

Actuarial Cost Method	Entry Age Normal in accordance with the requirements of GASB Statement No. 68
Actuarial Assumptions	
Discount Rate	7.50%
Inflation	2.75%
Salary Increases	Varies by Entry Age and Service
Investment Rate of Return	7.50% Net of Pension Plan Investment and Administrative Expenses; includes Inflation
Mortality Rate Table	Derived using CalPERS' Membership Data for all Funds
Post Retirement Benefit Increase	Contract COLA up to 2.75% until Purchasing Power Protection Allowance Floor on Purchasing Power applies, 2.75% thereafter

All other actuarial assumptions used in the June 30, 2013 valuation were based on the results of an actuarial experience study for the fiscal years 1997 to 2011, including updates to salary increase, mortality and retirement rates. The Experience Study report can be obtained at CalPERS' website under Forms and Publications.

4. Discount rate

The discount rate used to measure the total pension liability was 7.50%. To determine whether the municipal bond rate should be used in the calculation of a discount rate for each plan, CalPERS stress tested plans that would most likely result in a discount rate that would be different from the actuarially assumed discount rate. Based on the testing, none of the tested plans run out of assets. Therefore, the current 7.50% discount rate is adequate and the use of the municipal bond rate calculation is not necessary. The long term expected discount rate of 7.50% is applied to all plans in the Public Employees Retirement Fund. The stress test results are presented in a detailed report called "GASB Crossover Testing Report" that can be obtained at CalPERS' website under the GASB Statement No. 68 section.

According to Paragraph 30 of GASB Statement No. 68, the long-term discount rate should be determined without reduction for pension plan administrative expense. The 7.50% investment return assumption used in this accounting valuation is net of administrative expenses. Administrative expenses are assumed to be 15 basis points. An investment return excluding administrative expenses would have been 7.65%. Using this lower discount rate has resulted in a slightly higher Total Pension Liability and Net Pension Liability. CalPERS checked the materiality threshold for the difference in calculation and did not find it to be a material difference. CalPERS is scheduled to review all actuarial assumptions as part of its regular Asset Liability Management (ALM) review cycle that is scheduled to be completed in February 2018. Any changes to the discount rate will require Board action and proper stakeholder outreach. For these reasons, CalPERS expects to continue using a discount rate net of administrative expenses for GASB Statements No. 67 and 68 calculations through at least the 2017-18 fiscal year. CalPERS will continue to check the materiality of the difference in calculation until such time as we have changed the District's methodology.

**BORREGO WATER DISTRICT
NOTES TO BASIC FINANCIAL STATEMENTS
JUNE 30, 2015**

H. Employee retirement plan (continued)

4. Discount rate (continued)

The long-term expected rate of return on pension plan investments was determined using a building-block method in which best-estimate ranges of expected future real rates of return (expected returns, net of pension plan investment expense and inflation) are developed for each major asset class.

In determining the long-term expected rate of return, CalPERS took into account both short-term and long-term market return expectations as well as the expected pension fund cash flows. Using historical returns of all the funds' asset classes, expected compound returns were calculated over the short-term (first 10 years) and the long-term (11-60 years) using a building-block approach. Using the expected nominal returns for both short-term and long-term, the present value of benefits was calculated for each fund. The expected rate of return was set by calculating the single equivalent expected return that arrived at the same present value of benefits for cash flows as the one calculated using both short-term and long-term returns. The expected rate of return was then set equivalent to the single equivalent rate calculated above and rounded down to the nearest one quarter of one percent.

The table below reflects the long-term expected real rate of return by asset class. The rate of return was calculated using the capital market assumptions applied to determine the discount rate and asset allocation. These rates of return are net of administrative expenses.

Asset Class	New Strategic Allocation	Real Return Years 1 - 10 (a)	Real Return Years 11+ (b)
Global Equity	47.00%	5.25%	5.71%
Global Fixed Income	19.00%	0.99%	2.43%
Inflation Sensitive	6.00%	0.45%	3.36%
Private Equity	12.00%	6.83%	6.95%
Real Estate	11.00%	4.50%	5.13%
Infrastructure and Forestland	3.00%	4.50%	5.09%
Liquidity	2.00%	-0.55%	-1.05%
Total	<u>100.00%</u>		

(a) An expected inflation of 2.5% used for this period.

(b) An expected inflation of 3.0% used for this period.

5. Sensitivity of the net pension liability to changes in the discount rate

The following presents the net pension liability/(asset) of the Plan as of the measurement date, calculated using the discount rate of 7.50%, as well as what the net pension liability/(asset) would be if it were calculated using a discount rate that is 1 percentage-point lower (6.50%) or 1 percentage-point higher (8.50%) than the current rate:

	Discount Rate -1.00% 6.50%	Current Discount Rate 7.50%	Discount Rate +1.00% 8.50%
Plan's Net Pension Liability	\$ 1,051,979	\$ 699,055	\$ 406,162

**BORREGO WATER DISTRICT
NOTES TO BASIC FINANCIAL STATEMENTS
JUNE 30, 2015**

H. Employee retirement plan (continued)

6. Pension plan fiduciary net position

The plan fiduciary net position disclosed in the District's GASB Statement No. 68 accounting valuation report may differ from the plan assets reported in the District's funding actuarial valuation report due to several reasons. First, for the accounting valuations, CalPERS must keep items such as deficiency reserves, fiduciary self-insurance and OPEB expense included in fiduciary net position. These amounts are excluded for rate setting purposes in your funding actuarial valuation. In addition, differences may result from early Comprehensive Annual Financial Report closing and final reconciled reserves.

At June 30, 2015, the District reported a payable of \$0 for the outstanding amount of contributions to the pension plan required for the year ended June 30, 2015.

The District contributions to CalPERS for the fiscal years ending June 30, 2015, 2014 and 2013, were \$138,759, \$129,138, and \$137,511, respectively, and equal 100% of the required contributions for each year.

I. Segment information

The 2008 Installment Purchase Agreement as described in Note E was issued to finance certain capital improvements in Improvement District Number 4. While water and wastewater services are accounted for in a single fund in these financial statements, the investors in the Installment Purchase agreement rely solely on the revenues of Improvement District Number 4 for repayment.

Summary financial information for Improvement District Number 4 is presented in the supplementary information.

J. Prior period adjustment

An adjustment to the District's net position at June 30, 2015 in the amount of \$700,038 was due to the implementation of GASB Statement No. 68.

K. Subsequent event

The District's management has evaluated events or transactions that may occur for potential recognition or disclosure in the financial statements from the balance sheet date through September 14, 2015, which is the date the financial statements were available to be issued. Management has determined that there were no subsequent events or transactions that would have a material impact on the current year financial statements.

BORREGO WATER DISTRICT
REQUIRED SUPPLEMENTARY INFORMATION SECTION
JUNE 30, 2015

**BORREGO WATER DISTRICT
 SCHEDULE OF PROPORTIONATE SHARE OF THE NET PENSION LIABILITY
 LAST 10 YEARS
 JUNE 30, 2015**

	<u>June 30, 2014</u>
Proportion of the net pension liability	0.01123%
Proportionate share of the net pension liability	\$ 699,055
Covered - employee payroll	\$ 595,422
Proportionate Share of the net pension liability as percentage of covered-employee payroll	117.41%
Plan's fiduciary net position	\$ 1,961,255
Plan fiduciary net position as a percentage of the total pension liability	73.72%

Notes to Schedule:

Change in Benefit Terms: The figures above do not include any liability impact that may have resulted from plan changes which occurred after June 30, 2013 as they have minimal cost impact. This applies for voluntary benefit changes as well as any offers of Two Years Additional Service Credit (a.k.a Golden Handshakes).

Change in Assumptions: None

- Fiscal year 2015 was the 1st year of implementation, therefore only one year is shown.

**BORREGO WATER DISTRICT
SCHEDULE OF PLAN CONTRIBUTIONS
LAST 10 YEARS
JUNE 30, 2015**

	June 30, 2014
Contractually required contribution (actuarially determined)	\$ 129,138
Contributions in relation to the actuarially determined contributions	(129,138)
Contribution deficiency (excess)	\$ -
Covered-employee payroll	\$ 595,422
Contributions as a percentage of covered employee payroll	21.69%

Notes to Schedule:

Valuation date: June 30, 2014

- Fiscal year 2015 was the 1st year of implementation, therefore only one year is shown.

BORREGO WATER DISTRICT
SUPPLEMENTARY INFORMATION SECTION
JUNE 30, 2015

**BORREGO WATER DISTRICT
ORGANIZATION
JUNE 30, 2015**

The Board of Directors for the fiscal year ended June 30, 2015, was comprised of the following members:

Name	Office	Term	Term expires
Beth Hart	President	4 Years	November 30, 2018
Lyle Brecht	Vice President	4 Years	November 30, 2018
Joseph Tatusko	Treasurer/Secretary	4 Years	November 30, 2018
Raymond Delahay	Director	4 Years	December 2, 2016
Arthur Lee Estep	Director	4 Years	December 2, 2016

Administration	
Name	Position
Jerry Rolwing	General Manager
Kim Pitman	Administration Manager

**BORREGO WATER DISTRICT
ASSESSED VALUATION
JUNE 30, 2015**

The assessed valuation of the Borrego Water District at June 30, 2015, is as follows:

Assessed valuation

Secured property

\$ 335,706,831

Total assessed valuation

\$ 335,706,831

**BORREGO WATER DISTRICT
IMPROVEMENT DISTRICT NUMBER 4
CONDENSED STATEMENT OF NET POSITION
JUNE 30, 2015**

ASSETS	
Current assets	\$ 2,833,657
Capital assets, net of depreciation	2,861,389
Other assets	299,464
TOTAL ASSETS	<u>5,994,510</u>
DEFERRED OUTFLOW OF RESOURCES	90,947
LIABILITIES AND NET POSITION	
Current liabilities	701,129
Long-term liabilities	2,615,000
TOTAL LIABILITIES	<u>3,316,129</u>
DEFERRED INFLOWS OF RESOURCES	102,511
NET POSITION	
Net investment in capital assets	246,389
Unrestricted	2,329,481
TOTAL NET POSITION	<u><u>\$ 2,575,870</u></u>

**BORREGO WATER DISTRICT
IMPROVEMENT DISTRICT NUMBER 4
CONDENSED STATEMENT OF REVENUES, EXPENSES, AND CHANGES IN NET POSITION
FOR THE FISCAL YEARS ENDED JUNE 30, 2015**

OPERATING REVENUES	
Water revenue	\$ 1,881,846
Other income	88,285
Total operating revenues	<u>1,970,131</u>
OPERATING EXPENSES	
Water operations	796,120
Depreciation	162,583
General and administrative	399,493
Total operating expenses	<u>1,358,196</u>
Gain from operations	611,935
NON-OPERATING REVENUES (EXPENSES)	
Property taxes	44,676
Investment income	49
Interest expense	(122,231)
Amortization expense	(16,492)
Total non-operating revenues (expenses)	<u>(93,998)</u>
INCOME BEFORE CONTRIBUTIONS	517,937
CAPITAL CONTRIBUTIONS	<u>124,124</u>
CHANGE IN NET POSITION	642,061
NET POSITION, BEGINNING	2,382,000
PRIOR PERIOD ADJUSTMENT	<u>(448,191)</u>
NET POSITION, ENDING	<u><u>\$ 2,575,870</u></u>

**BORREGO WATER DISTRICT
IMPROVEMENT DISTRICT NUMBER 4
CONDENSED STATEMENT OF CASH FLOWS
FOR THE FISCAL YEARS ENDED JUNE 30, 2015**

NET CASH PROVIDED BY OPERATING ACTIVITIES	\$ 714,115
NET CASH (USED IN) FINANCING ACTIVITIES	(108,527)
NET CASH PROVIDED BY INVESTING ACTIVITIES	49
NET INCREASE IN CASH AND CASH EQUIVALENTS	605,637
CASH AND CASH EQUIVALENTS, BEGINNING	1,964,261
CASH AND CASH EQUIVALENTS, ENDING	\$ 2,569,898

BORREGO WATER DISTRICT
OTHER REPORTS OF INDEPENDENT AUDITORS SECTION
JUNE 30, 2015



INDEPENDENT AUDITORS' REPORT ON INTERNAL CONTROL OVER FINANCIAL REPORTING AND ON COMPLIANCE AND OTHER MATTERS BASED ON AN AUDIT OF FINANCIAL STATEMENTS PERFORMED IN ACCORDANCE WITH GOVERNMENT AUDITING STANDARDS

Board of Directors
Borrego Water District
Borrego Springs, California

We have audited, in accordance with auditing standards generally accepted in the United States of America; the standards applicable to financial audits contained in *Government Auditing Standards*, issued by the Comptroller General of the United States; and the State Controller's Minimum Audit Requirements for California Special Districts, the financial statements of Borrego Water District, as of and for the fiscal year ended June 30, 2015, and the related notes to the financial statements.

Internal Control Over Financial Reporting

In planning and performing our audit of the financial statements, we considered Borrego Water District's internal control over financial reporting (internal control) to determine the audit procedures that are appropriate in the circumstances for the purpose of expressing our opinions on the financial statements, but not for the purpose of expressing an opinion on the effectiveness of Borrego Water District's internal control. Accordingly, we do not express an opinion on the effectiveness of Borrego Water District's internal control.

A deficiency in internal control exists when the design or operation of a control does not allow management or employees, in the normal course of performing their assigned functions, to prevent, or detect and correct, misstatements on a timely basis. *A material weakness* is a deficiency, or a combination of deficiencies, in internal control, such that there is a reasonable possibility that a material misstatement of the entity's financial statements will not be prevented, or detected and corrected on a timely basis. *A significant deficiency* is a deficiency, or a combination of deficiencies, in internal control that is less severe than a material weakness, yet important enough to merit attention by those charged with governance.

Our consideration of internal control was for the limited purpose described in the first paragraph of this section and was not designed to identify all deficiencies in internal control that might be material weaknesses or, significant deficiencies. Given these limitations, during our audit we did not identify any deficiencies in internal control that we consider to be material weaknesses. However, material weaknesses may exist that have not been identified.

INDEPENDENT AUDITORS' REPORT ON INTERNAL CONTROL OVER FINANCIAL REPORTING AND ON COMPLIANCE AND OTHER MATTERS BASED ON AN AUDIT OF FINANCIAL STATEMENTS PERFORMED IN ACCORDANCE WITH GOVERNMENT AUDITING STANDARDS

Page 2

Compliance and Other Matters

As part of obtaining reasonable assurance about whether Borrego Water District's financial statements are free from material misstatement, we performed tests of its compliance with certain provisions of laws, regulations, contracts, and grant agreements, noncompliance with which could have a direct and material effect on the determination of financial statement amounts. However, providing an opinion on compliance with those provisions was not an objective of our audit, and accordingly, we do not express such an opinion. The results of our tests disclosed no instances of noncompliance or other matters that are required to be reported under *Government Auditing Standards*.

Purpose of this Report

The purpose of this report is solely to describe the scope of our testing of internal control and compliance and the results of that testing, and not to provide an opinion on the effectiveness of the entity's internal control or on compliance. This report is an integral part of an audit performed in accordance with *Government Auditing Standards* in considering the entity's internal control and compliance. Accordingly, this communication is not suitable for any other purpose.

Hosaka, Rotherham & Company

San Diego, California
September 14, 2015

BORREGO WATER DISTRICT
FINDINGS AND RECOMMENDATIONS SECTION
JUNE 30, 2015

**BORREGO WATER DISTRICT
SCHEDULE OF AUDIT FINDINGS AND QUESTIONED COSTS
FOR THE FISCAL YEAR ENDED JUNE 30, 2015**

A. Summary of auditor's results

1. Financial statements

Type of auditor's report issued: Unqualified

Internal control over financial reporting:

One or more material weaknesses identified? Yes X No

One or more significant deficiencies identified that are not considered to be material weaknesses? Yes X None Reported

Noncompliance material to financial statements noted? Yes X No

2. Federal awards

Internal control over major programs:

One or more material weaknesses identified? Yes N/A No

One or more significant deficiencies identified that are not considered to be material weaknesses? Yes N/A None Reported

Type of auditors' report issued on compliance for major programs: N/A

Any audit findings disclosed that are required to be reported in accordance with Section .510(a) of Circular A-133? Yes N/A No

Identification of major programs:

<u>CFDA Number(s)</u>	<u>Name of Federal Program or Cluster</u>
-----------------------	---

The District did not have over \$500,000 in Federal Expenditures.

Dollar threshold used to distinguish between type A and type B programs: N/A

Auditee qualified as low-risk auditee? Yes N/A No

B. Financial statement findings

None

C. Federal award findings and questioned costs

None

**BORREGO WATER DISTRICT
STATUS OF PRIOR YEAR FINDINGS AND RECOMMENDATIONS
JUNE 30, 2015**

<u>Finding/Recommendation</u>	<u>Current Status</u>	<u>Management's Explanation If Not Implemented</u>
None	N/A	N/A



Hosaka, Rotherham & Company
Certified Public Accountants

hrccpa.com

James A. Rotherham, CPA
CEO & Managing Partner

.....
Roy T. Hosaka, CPA
Retired

James C. Nagel, CPA
Retired

HOSAKA, ROTHERHAM & COMPANY
CERTIFIED PUBLIC ACCOUNTANTS

PROPOSAL FOR FINANCIAL AUDIT

BORREGO WATER DISTRICT

FOR THE YEARS ENDED

JUNE 30, 2016

JUNE 30, 2017

AND

JUNE 30, 2018



Hosaka, Rotherham & Company
Certified Public Accountants

hrccpa.com

James A. Rotherham, CPA
CEO & Managing Partner

.....
Roy T. Hosaka, CPA
Retired

James C. Nagel, CPA
Retired

September 22, 2015

Kim Pitman
Borrego Water District
806 Palm Canyon Drive
Borrego Springs, CA 92004

Dear Ms. Pitman:

We are delighted to present this proposal to provide audit services to Borrego Water District. Since 1977 we have continually provided clients with the highest quality audit, tax, accounting, and consulting services for the last 38 years. We perform more than 100 Governmental and Not-for-Profit audits in California, Florida, Tennessee, and Washington each year with an excellent reputation as a firm committed to providing top quality service to our clients.

Within the framework of our business philosophy, our engagements are conducted in a manner that develops long-term, beneficial relationships with our clients. We work with our clients as trusted advisors and strategic partners.

As your audit firm, we commit to the timely delivery of quality services, at fair pricing to provide you with excellent value.

If you have any questions or need further information, please feel free to contact us at any time.

Thank you very much for your consideration.

Sincerely,

James A. Rotherham

James A. Rotherham, CPA
CEO & Managing Partner
Hosaka, Rotherham & Company



Hosaka, Rotherham & Company
 Certified Public Accountants

hrccpa.com

James A. Rotherham, CPA
 CEO & Managing Partner

Roy T. Hosaka, CPA
 Retired

James C. Nagel, CPA
 Retired

Kim Pitman
 Borrego Water District
 806 Palm Canyon Drive
 Borrego Springs, CA 92004

Dear Ms. Pitman:

We are pleased to confirm our understanding of the services we are to provide for Borrego Water District for the fiscal years ending June 30, 2016, 2017, and 2018.

We will audit the statement(s) of financial position of Borrego Water District as of June 30, 2016, 2017, and 2018, and the related statements of activities, functional expenses, and cash flows for the years ended. Also, the following supplementary information accompanying the financial statements will be subjected to the auditing procedures applied in our audit of the financial statements and certain additional procedures, including comparing and reconciling such information directly to the underlying accounting and other records used to prepare the financial statements or to the financial statements themselves, and other additional procedures in accordance with auditing standards generally accepted in the United States of America.

Audit Objective

The objective of our audit is the expression of an opinion about whether your financial statements are fairly presented, in all material respects, in conformity with U.S. generally accepted accounting principles. Our audit will be conducted in accordance with auditing standards generally accepted in the United States of America and will include tests of your accounting records and other procedures we consider necessary to enable us to express such an opinion. If our opinion is other than unqualified, we will discuss the reasons with you in advance. If, for any reason, we are unable to complete the audit or are unable to form or have not formed an opinion, we may decline to express an opinion or to issue a report as a result of this engagement.

Audit Procedures

Our procedures will include tests of documentary evidence supporting the transactions recorded in the accounts, tests of the physical existence of inventories, and direct confirmation of receivables and certain assets and liabilities by correspondence with selected individuals, funding sources, creditors, and financial institutions. We will also request written representations from the Organization's attorneys as part of the engagement, and they may bill you for responding to this inquiry. At the conclusion of our audit, we will require certain written representations from you about the financial statements and related matters.

An audit includes examining, on a test basis, evidence supporting the amounts and disclosures in the financial statements; therefore, our audit will involve judgment about the number of transactions to be examined and the areas to be tested. We will plan and perform the audit to obtain reasonable assurance about whether the financial statements are free of material misstatement, whether from (1) errors, (2) fraudulent financial reporting, (3) misappropriation of assets, or (4) violations of laws or governmental regulations that are attributable to the Organization or to acts by management or employees acting on behalf of the Organization.

Audit Procedures (Continued)

Because an audit is designed to provide reasonable, but not absolute, assurance and because we will not perform a detailed examination of all transactions, there is a risk that material misstatements may exist and not be detected by us. In addition, an audit is not designed to detect immaterial misstatements or violations of laws or governmental regulations that do not have a direct and material effect on the financial statements. However, we will inform you of any material errors and any fraudulent financial reporting or misappropriation of assets that come to our attention. We will also inform you of any violations of laws or governmental regulations that come to our attention, unless clearly inconsequential. Our responsibility as an auditor is limited to the period covered by our audit and does not extend to any later periods for which we are not engaged as auditors.

Our audit will include obtaining an understanding of the Organization and its environment, including internal control, sufficient to assess the risks of material misstatement of the financial statements and to design the nature, timing, and extent of further audit procedures. An audit is not designed to provide assurance on internal control or to identify deficiencies in internal control. However, during the audit, we will communicate to you and those charged with governance internal control related matters that are required to be communicated under professional standards.

We may from time to time, and depending on the circumstances, use third-party service providers in serving your account. We may share confidential information about you with these service providers, but remain committed to maintaining the confidentiality and security of your information. Accordingly, we maintain internal policies, procedures, and safeguards to protect the confidentiality of your personal information. In addition, we will secure confidentiality agreements with all service providers to maintain the confidentiality of your information and we will take reasonable precautions to determine that they have appropriate procedures in place to prevent the unauthorized release of your confidential information to others. In the event that we are unable to secure an appropriate confidentiality agreement, you will be asked to provide your consent prior to the sharing of your confidential information with the third-party service provider. Furthermore, we will remain responsible for the work provided by any such third-party service providers.

Management Responsibilities

You are responsible for making all management decisions and performing all management functions; for designating an individual with suitable skill, knowledge, or experience to oversee the tax services and any other nonattest services we provide; and for evaluating the adequacy and results of those services and accepting responsibility for them.

You are responsible for establishing and maintaining internal controls, including monitoring ongoing activities; for the selection and application of accounting principles; and for the fair presentation in the financial statements of financial position, changes in net assets, and cash flows in conformity with U.S. generally accepted accounting principles. You are also responsible for making all financial records and related information available to us and for the accuracy and completeness of that information. Your responsibilities include adjusting the financial statements to correct material misstatements and confirming to us in the management representation letter that the effects of any uncorrected misstatements aggregated by us during the current engagement and pertaining to the latest period presented are immaterial, both individually and in the aggregate, to the financial statements taken as a whole.

You are responsible for the design and implementation of programs and controls to prevent and detect fraud, and for informing us about all known or suspected fraud affecting the Organization involving (1) management, (2) employees who have significant roles in internal control, and (3) others where the fraud could have a material effect on the financial statements. Your responsibilities include informing us of your knowledge of any allegations of fraud or suspected fraud affecting the Organization received in communications from employees, former employees, grantors, regulators, or others. In addition, you are responsible for identifying and ensuring the Organization complies with applicable laws and regulations and for taking timely and appropriate steps to remedy any fraud, illegal acts, or violations of contracts or grant agreements that we may report.

Engagement Fees

We understand that your employees will prepare all cash, accounts receivable, and other confirmations we request and will locate any documents selected by us for testing.

Our fees for the services will be based on the actual time spent at our standard hourly rates and out-of-pocket costs. Our standard hourly rates vary according to the degree of responsibility involved and the experience level of the personnel assigned to your audit. Our professional fee for the audit of the financial statements is:

1. One Year Contract:
\$16,995 for the period July 1, 2015 through June 30, 2016; **OR**
2. Two Year Contract:
\$15,995 for the period July 1, 2015 through June 30, 2016; and
\$16,995 for the period July 1, 2016 through June 30, 2017; **OR**
3. Three Year Contract:
\$14,995 for the period July 1, 2015 through June 30, 2016;
\$15,995 for the period July 1, 2016 through June 30, 2017; and
\$16,995 for the period July 1, 2017 through June 30, 2018.

The fee estimate is based on anticipated cooperation from your personnel and the assumption that all records needed to complete the audit are at the school or management company site, and that unexpected circumstances will not be encountered during the audit. For multi-year contracts, if significant additional time is required to perform the audit of the contract year due to unforeseen circumstances, such as a substantial increase in size or volume of transactions, or if applicable, additional school(s) added, we will discuss with you whether a new fee estimate is warranted, before we incur the additional costs.

This agreement may be cancelled on 30 days written notice by either you or our firm. Any unpaid fees for any services provided through the date of cancellation are due immediately upon cancellation. For multi-year agreements cancelled early, a termination fee equal to the difference in the multi-year discounted fee paid versus the shorter term higher fee quoted above is due upon termination. For example, if a three year contract is signed and you cancel after the first year's audit, an additional \$2,000 would be due at cancellation (\$16,995 - \$14,995).

The billing will be staggered for three different payments in the amount of:

- 1/3 of the total contract amount upon receipt of the signed engagement.
- 1/3 of the total contract amount upon the start of financial audit fieldwork.
- 1/3 of the total contract amount upon release of final audit report.

We will also prepare the Special District Transaction Report for the year under audit.

Engagement Administration and Other

We may from time to time, and depending on the circumstances, use third-party service providers in serving your account. We may share confidential information about you with these service providers, but remain committed to maintaining the confidentiality and security of your information. Accordingly, we maintain internal policies, procedures, and safeguards to protect the confidentiality of your personal information. In addition, we will secure confidentiality agreements with all service providers to maintain the confidentiality of your information and we will take reasonable precautions to determine that they have appropriate procedures in place to prevent the unauthorized release of your confidential information to others. In the event that we are unable to secure an appropriate confidentiality agreement, you will be asked to provide your consent prior to the sharing of your confidential information with the third-party service provider. Furthermore, we will remain responsible for the work provided by any such third-party service providers.

We understand that your employees will prepare all cash, accounts receivable, and other confirmations we request and will locate any documents selected by us for testing.

Engagement Administration and Other (Continued)

The audit documentation for this engagement is the property of Hosaka, Rotherham & Company and constitutes confidential information. However, pursuant to authority given by law or regulation, we may be requested to make certain audit documentation available to any State and Federal agencies or its designee, a federal agency providing direct or indirect funding, or the U.S. Government Accountability Office for purposes of a quality review of the audit, to resolve audit findings, or to carry out oversight responsibilities. We will notify you of any such request. If requested, access to such audit documentation will be provided under the supervision of Hosaka, Rotherham & Company personnel. Furthermore, upon request, we may provide copies of selected audit documentation to the aforementioned parties. These parties may intend, or decide, to distribute the copies or information contained therein to others, including other governmental agencies.

The audit documentation for this engagement will be retained for a minimum of five years after the report release date or for any additional period requested by the any authorized agencies. If we are aware that a federal awarding agency, pass-through entity, or auditee is contesting an audit finding, we will contact the party(ies) contesting the audit finding for guidance prior to destroying the audit documentation.

James A. Rotherham is the engagement partner and is responsible for supervising the engagement and signing the reports or authorizing another individual to sign them

We appreciate the opportunity to be of service to Borrego Water District and believe this letter accurately summarizes the significant terms of our engagement. If you have any questions regarding this engagement letter, please do not hesitate to contact us.

Sincerely,

James A. Rotherham

James A. Rotherham, CPA
CEO & Managing Partner
Hosaka, Rotherham & Company

**BORREGO WATER DISTRICT
ENGAGEMENT LETTER**

To indicate your approval of the engagement letter, please sign the original copy of this letter in the space provided and return it to our office.

RESPONSE:

This letter correctly sets forth the understanding of Borrego Water District.

Engagement Accepted – One Year Contract

By: _____

Title: _____

Date: _____

Engagement Accepted – Two Year Contract

By: _____

Title: _____

Date: _____

Engagement Accepted – Three Year Contract

By: _____

Title: _____

Date: _____



BORREGO WATER DISTRICT

October 20, 2015

Mark Nordberg, GSA Project Manager Senior Engineering Geologist
California Department of Water Resources
P.O. Box 942836
Sacramento, CA 94236
Mark.Norberg@water.ca.gov

RE: Notice of Election to Serve as a Groundwater Sustainability Agency

Dear Mr. Nordberg:

Pursuant to Water Code section 10723.8, the Borrego Water District (District), provides this notice of its election to serve as the Groundwater Sustainability Agency (GSA) for the portion of the Borrego Valley Groundwater Basin (number 7-24) within the boundaries of the District, as identified in the attached Exhibit A.

The District is a California Water District formed and operating under the provisions of the California Water Code 35565 and has the authority to exercise powers related to groundwater management. The District adopted an AB3030 Groundwater Management Plan in 2002. The District territory lies entirely within San Diego County and is the sole source water supply for the unincorporated community of Borrego Springs.

On October 20, 2015, the District held a public hearing to consider applying for the GSA status. The District noticed this hearing in both the bi-weekly Borrego Sun and the daily San Diego Union Tribune newspapers, as required by Water Code section 10723(b). A copy of the notice is provided in Exhibit B.

The District also mailed courtesy copies to the Counties of Imperial and San Diego which are the only other local agencies with groundwater authority in the Bulletin 118-2003 configuration of the Borrego Valley Groundwater Basin. A copy of the resolution forming the new agency is featured in Exhibit C.

The District will work cooperatively with the two Counties, along with all interested stakeholders pursuant to Water Code 10723.2. These interested parties include, but are not limited to, the following:

- a) Holders of overlying groundwater rights
 - 1) agricultural users - 17 property owners encompassing 3,976 acres

- 2) domestic well owners - approximately 75 wells located within the District boundary
- b) Municipal well operators - no incorporated cities within District boundary
- c) Public water systems - Borrego Water District
- d) Local land planning agencies - San Diego County Department of Planning and Development Services, Borrego Springs Community Sponsor Group
- e) Environmental users of groundwater - Anza-Borrego Desert State Park
- f) surface water users - Anza-Borrego Desert State park
- g) The federal government - none
- h) California Native American Tribes - none
- i) Disadvantaged Communities - all ratepayers of the Borrego Water District
- j) Entities listed in Section 10927 - the Borrego Water District has filed and maintains CASGEM monitoring data with the Department of Water Resources.

The District will consider the interests of all users of groundwater within its boundaries and will maintain a list of interested parties to be included in the formation of the Groundwater Sustainability Plan.

If the DWR has any question, or requires additional information regarding this notification, please feel free to contact me.

Sincerely,

Jerry Rolwing
General Manager
760/767-5806
jerry@borregowd.org

DISTRICT 1
JOHN R. RENISON
DISTRICT 2
JACK TERRAZAS
DISTRICT 3
MICHAEL W. KELLEY
DISTRICT 4
RYAN E. KELLEY
DISTRICT 5
RAY CASTILLO

COUNTY ADMINISTRATION CENTER

940 MAIN STREET, SUITE 209
EL CENTRO, CA 92243-2871
TELEPHONE: (760) 482-4220
FAX: (760) 482-4215

Board of Supervisors
County of Imperial

September 3, 2015

Mark Nordberg
GSA Project Manager Senior Engineering Geologist
901 P Street, Room 213A P.O. Box 942836
Sacramento, CA 94236
Mark.Nordberg@water.ca.gov

**Subject: Notice of Election to Become the Groundwater Sustainability Agency for
All Groundwater Basins Within Imperial County**

Dear Mr. Nordberg,

Pursuant to California Water Code section 10723.8 of the Sustainable Groundwater Management Act (SGMA), the County of Imperial (County), a political subdivision of the State of California, gives notice to the California Department of Water Resources (DWR) of its election to assume the role of the Groundwater Sustainability Agency (GSA) to undertake sustainable groundwater management within County boundaries of all groundwater basins and sub-basins underlying the County, including but not limited to the following fifteen (15) DWR-identified unadjudicated basins and sub-basins as shown on the enclosed Exhibit 1 (Basins):

- Chuckwalla Valley (DWR Basin No. 7-05)
- Coachella Valley (DWR Basin No. 7-21);
- West Salton Sea (DWR Basin No. 7-22);
- Borrego Valley (DWR Basin No. 7-24);
- Ocotillo Clark Valley (DWR Basin No. 7-25);
- Vallecito-Carrizo (DWR Basin No. 7-28);
- Coyote Wells Valley (DWR Basin No. 7-29);
- Imperial Valley (DWR Basin No. 7-30);
- East Salton Sea (DWR Basin No. 7-33);
- Amos Valley (DWR Basin No. 7-34);
- Ogilby Valley (DWR Basin No. 7-35);
- Yuma Valley (DWR Basin No. 7-36);
- Arroyo Seco Valley (DWR Basin No. 7-37);
- Palo Verde Valley (DWR Basin No. 7-38); and

AN EQUAL OPPORTUNITY / AFFIRMATIVE ACTION EMPLOYER

- Palo Verde Mesa (DWR Basin No. 7-39)

The County overlies, either completely or partially, all of the Basins. No other entities have provided notice to DWR of their intent to form GSAs for any of the Basins within the County's proposed GSA boundaries.

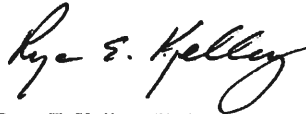
On August 11, 2015, after giving notice as required by California Government Code section 6066 and California Water Code section 10723, the County held a public hearing in accordance with California Water Code section 10723(b). Following the hearing, the County Board of Supervisors adopted Resolution No. 2015-122, attached as Exhibit 2, electing to become the GSA pursuant to California Water Code section 10723 for all Basins underlying the County. No new bylaws or ordinances were adopted in conjunction with the Resolution. The County's existing Board of Supervisors will serve for governance purposes of the GSA.

The County will continue to work cooperatively with local agencies, water providers and other interested stakeholders within the County, surrounding areas, and the State of California, as well as other GSAs that may be formed to manage portions of Basins extending outside of the County, concerning groundwater projects and management. The County will enter into coordinated efforts and agreements as needed to ensure the coordinated implementation of any Groundwater Sustainability Plans (GSP) for the Basins.

Per California Water Code section 10723.2, the County shall consider the interests of all beneficial uses and users of groundwater, as well as those responsible for implementing GSPs. An initial list of such interested parties, including an explanation of how their interests will be considered in the development and operation of the GSPs, is included as Exhibit 3.

If you have any questions, or require further information regarding any of these matters, please contact Ralph Cordova Jr., County Executive Officer, at 442-265-1001.

Sincerely,



Ryan E. Kelley, Chairman
Imperial County Board of Supervisors

Attachments:

- Exhibit 1 – Map of the Imperial County GSA service area boundaries and the Basins (in pdf and a GIS shape file formats);
- Exhibit 2 – Resolution 2015-122 approving the County to become the GSA for the Basins;
- Exhibit 3 – Initial list of beneficial uses and users of groundwater

DOWNEY BRAND

MEMORANDUM

To: BORREGO WATER DISTRICT BOARD OF DIRECTORS

From: DAVID R.E. ALADJEM
REBECCA R.A. SMITH

Date: SEPTEMBER 24, 2015

Re: **PROCEDURE FOR IMPOSITION OF REGULATORY FEES UNDER
SGMA**

Climat: 41511.00000

Borrego Water District intends to serve as the groundwater sustainability agency for its boundaries, as well as some “white areas” outside its boundaries. In that role, the District will be required to develop and implement a groundwater sustainability program consistent with the requirements of the 2014 Sustainable Groundwater Management Act (SGMA).

We have previously advised you that a fee to fund the costs of a groundwater sustainability program that is imposed under Water Code §10730(a) should be considered a regulatory fee, and therefore not subject to Proposition 218.¹ This memorandum lays out the procedures that the District must follow to impose such a fee.

FORM OF THE REGULATORY FEE

The District has the authority under its existing police power to impose regulatory fees, and Water Code 10730 provides agencies that have established themselves as GSAs with the explicit authority to impose such fees to fund the costs of their groundwater sustainability programs. These costs include the expenses associated with preparing, adopting, enforcing, and administering a groundwater sustainability plan (Water Code § 10730(a)).

Before adopting a fee under Section 10730, the District must compile the data upon which the fee is to be based. See Water Code § 10730(b)(3). That data should demonstrate that:

- The fee is imposed in an amount necessary to carry out the purposes and provisions of the regulation (here, to fund the groundwater sustainability plan and program);
- Does not exceed the reasonable cost of providing the services necessary to the activity on which the fees are based; and

¹ As we previously advised you, this issue is the source of on-going litigation (see *City of San Buenaventura v. United Water Conservation District* (Cal. Ct. App., Mar. 17, 2015) 185 Cal.Rptr.3d 207). Although the appellate court in *City of San Buenaventura* observed that fees under section 10730 did not require Proposition 218 compliance, the California Supreme Court has granted review of that decision, and it can no longer be cited as binding law. Still, we believe that the reasoning in *City of San Buenaventura* is strong. We will of course apprise the District of any changes to the law on this point.

- Is not levied for an unrelated revenue purpose.

California Assn. of Professional Scientists v. Department of Fish & Game (2000) 79 Cal.App.4th 935, 945). Fees on groundwater extractions that fund the costs of a groundwater management program, including property acquisition; water supply, treatment, and distribution; and program administration, operation, and maintenance, are explicitly required to comply with Proposition 218. The District's proposed regulatory fee should therefore be carefully structured to avoid such a characterization. Additionally, no fees may be imposed under section 10730 on de minimis extractors unless the District as groundwater sustainability agency has already regulated them. De minimis extractors are defined as persons who "extract, for domestic purposes, two acre-feet or less per year." Water Code § 10721.

Pursuant to recent amendments to SGMA (SB 13), these fees may not be imposed on property outside of the District's boundaries. Water Code § 10726.8(b).

PROCEDURES FOR ADOPTION OF FEE

To impose a regulatory fee under Section 10730(a), the District must act by resolution or ordinance, following a properly noticed public meeting. That procedure requires:

- Notice of the public meeting at which the fee is to be considered, published twice weekly, at least two weeks prior to the meeting; posted on the District's website, and mailed to any party that has filed a written request for notice regarding meetings on new or increased fees. Water Code § 10730(d); Gov. Code § 6066. The notice should include "a general explanation of the matter to be considered" and a statement that the data upon which the fee is based is available for the public to review (with guidance as to how to obtain that data).
- Data supporting the new fee, available to the public at least 10 days prior to the public meeting at which the District will consider the adoption of the fees. Water Code § 10730(b)(3).
- A public meeting, at which oral and written presentations may be made. Following the public meeting, and after considering all public comments, the District may adopt and implement the fee. The District may also, by resolution, request that the County collect the fee in the same manner as ordinary municipal ad valorem taxes.

The Water Code does not provide for any waiting period between when the fee is adopted and when it is effective, nor does it require additional noticing procedures to be conducted following the fee's adoption. If the District elects to proceed via ordinance, additional noticing and publication procedures may apply. We would be happy to assist the District in developing and implementing a fee program tailored to the District's needs. Please do not hesitate to contact me with any questions.



May 13, 2015

Mr. Lyle Brecht
Borrego Water District
806 Palm Canyon Drive
Borrego Springs, CA

RE: Shared Allocation of Groundwater Sustainability Plan (GSP) development costs

Dear Lyle:

The Borrego Water Coalition approved, in concept, a blended shared allocation of the development costs for the GSP. We understand that costs will be shared between Agriculture, Municipal users and Recreational users. Our conceptual approval is based upon the final blended share determination and final estimated costs, once known.

Please advise the Borrego Water Coalition when this blended shared allocation recommendation and cost has been established.

Borrego Water Coalition

Jim Moxham

GROUNDWATER SUSTAINABILITY PLAN (GSP) DEVELOPMENT COSTS ESTIMATES

August 25, 2015 Best Professional Estimates

GSP Cost Allocation Summary

US Bureau of Reclamation	\$850,000
US Geological Survey	\$211,650
US Environmental Protection Agency	\$250,000
California Department of Water Resources	\$ 670,000
Borrego Water District (ratepayers only)	\$1,056,000
All Pumpers (including District)	\$1,385,522
<hr/>	
Total Economic Cost to Produce a Defensible GSP	\$4,423,172

GROUNDWATER SUSTAINABILITY PLAN (GSP) DEVELOPMENT COSTS ESTIMATES

GSP TASK ITEM	CONSULTANT	COST ESTIMATE	ALLOCATION
Basin Characteristics (2015)	US Geological Survey (USGS)	\$740,000	\$422,000 District ratepayers to USGS, \$106,000 District ratepayers to DWR; \$212,000 USGS
Engineering & Economics of Imported Water (2015)	US Bureau of Reclamation (Reclamation)	\$862,000	\$425,000 Reclamation; \$425,000 District ratepayers in-kind services; \$12,000 District ratepayers
Potential sources of augmented supply from nearby basins (2013)	US Environmental Protection Agency (USEPA)	\$746,000	\$496,000 District ratepayers; \$250,000 USEPA
Economics of Reduction options	California Department of Water Resources	\$70,000	\$70,000 California Department of Water Resources (DWR)
Water Level Monitoring	California Department of Water Resources	\$600,000	\$600,000 DWR costs estimated by Tim Ross
GSA application legal costs & basin boundary changes	District special counsel	\$20,000	\$20,000 District ratepayers
GSP governance & stakeholder facilitation services	choice of vendor will depend on whether DWR provides a full grant for these services over next 18-months	\$60,000	all pumpers will share in these costs
Basin depth dependent water quality study necessary to defend reduction timeline	USGS	\$240,000	all pumpers
Project management costs	Dudek	\$120,000	all pumpers
Plan technical requirements to meet DWR regulations	Dudek	\$470,522	all pumpers

GROUNDWATER SUSTAINABILITY PLAN (GSP) DEVELOPMENT COSTS ESTIMATES

GSP TASK ITEM	CONSULTANT	COST ESTIMATE	ALLOCATION
Market structure; Financial structuring and investment banking services to pay for GSP implementation costs	Orrick bond counsel; investment banking services chosen in future depending on financial structure	\$110,000	all pumpers
Court validation costs	District & County legal counsel for GSA	\$35,000	all pumpers
GSP defense reserve for litigation	Reserve used only if/when GSP must be defended	\$350,000	all pumpers
County land use and groundwater ordinance changes			

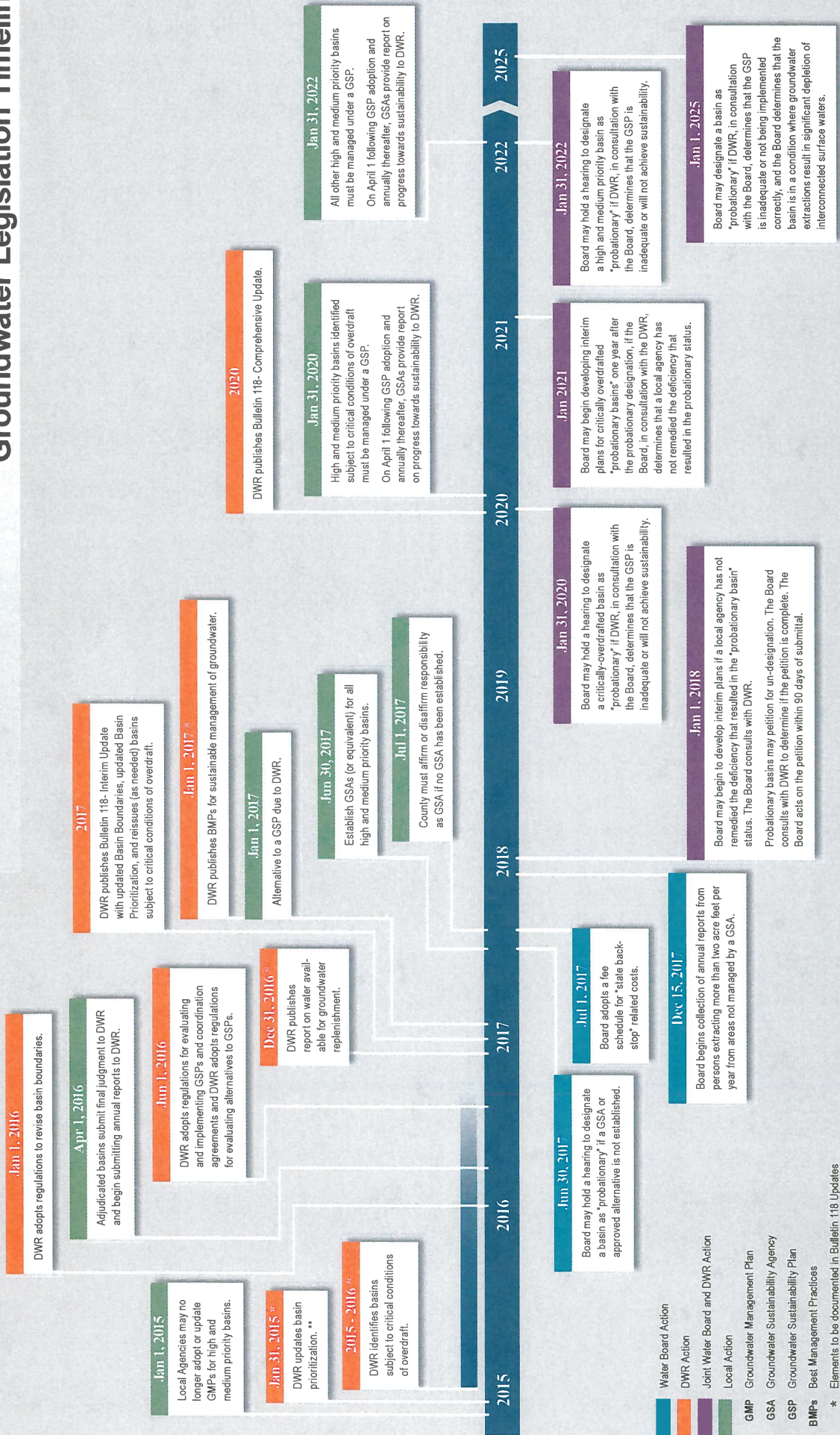
GROUNDWATER SUSTAINABILITY PLAN (GSP) DEVELOPMENT COSTS ESTIMATES

Milestone	estimated date (1)	responsible party
draft withdrawals benchmarks methodology acceptable to DWR, SWRCB, GSAs	June - August 2015	Borrego Water Coalition ("the Coalition) benchmarks committee
establish location of all producing wells in Valley	June - August	Coalition benchmarks committee
establish who owns each producing well in Valley	June - August	Coalition benchmarks committee
finalize depth dependent water quality scope of work	June - July	Borrego Water District ("the District") & San Diego County Department of Planning & Development Services ("the County" or "PDS")
draft MOU among Coalition + County + District for recognition as official stakeholder in GSP process	June - August	Coalition representative committee
GSP development estimated costs proposal finalized	August	District
Raftelis apportionment memo	August	District
final withdrawals benchmark methodology sent to GSAs	September	Coalition
Development costs & apportionment of GSP development costs agreed to	September	Coalition + County + District
County & District have applied for GSA status	September	County + District
GSP governance structure agreed to in writing by parties	September - October	Coalition + County + District
218 process to establish GSP development costs funding mechanism	October	District
Start depth-dependent water quality study	October	District
Contract with main GSP development engineer finalized	November	District
DWR has allowed adjustment of Basin boundary from existing Bulletin 118 boundary	November	County + District
GSP development tasks finalized	December	Coalition + County + District

GROUNDWATER SUSTAINABILITY PLAN (GSP) DEVELOPMENT COSTS ESTIMATES

Milestone	estimated date (1)	responsible party
218 rate process w/ Raftelis	January/February 2016	District
Begin creation of reduction plan	January	GSAs + Coalition
Town Hall community-wide meeting for GSP	March	Coalition + GSAs
Release of final DWR GSP regulations & conformance w/ work to date	June	GSAs + Coalition
Draft GSP released for public comment	September	Coalition & GSAs
Adoption of GSP	December	GSAs
Court validation process	January - June 2017	GSAs
GSP funding process	July 2017 - January 2018	District

Groundwater Legislation Timeline



- Water Board Action
- DWR Action
- Joint Water Board and DWR Action
- Local Action
- Groundwater Management Plan
- Groundwater Sustainability Agency
- Groundwater Sustainability Plan
- Best Management Practices

* Elements to be documented in Bulletin 118 Updates
 ** Basin prioritization will be updated prior to each Bulletin 118 Update (estimated to be every 5 years)

RESOLUTION 2015-10-02

Electing to Become a Groundwater Sustainability Agency

WHEREAS the Legislature recently adopted the Sustainable Groundwater Management Act of 2014, which authorizes local agencies to manage groundwater in a sustainable fashion; and

WHEREAS, in order to use the authority granted in the Sustainable Groundwater Management Act, a local agency must elect to become a groundwater sustainability agency; and

WHEREAS, where more than one local agency overlies a groundwater basin, the Sustainable Groundwater Management Act calls on local agencies to cooperate to manage the groundwater basin in a sustainable manner for the common good; and

WHEREAS, the District together with the Counties of Imperial and San Diego overlies the Borrego Valley groundwater basin; and

WHEREAS, it is the intent of the District to work cooperatively with community interests (including but not limited to the Borrego Water Coalition), the County of Imperial, and the County of San Diego, to manage the Borrego Valley groundwater basin in a sustainable fashion; and

WHEREAS, the District has provided informal notice of its intent to serve as a groundwater sustainability agency for the Borrego Valley Groundwater Basin (the "Basin" as defined in DWR Bulletin 118-80) by means of written communications to the Borrego Water Coalition and the Counties of Imperial and San Diego; and

WHEREAS, on October 5th and October 12th, 2015, the District caused notice of its election to serve as a groundwater sustainability agency for the Basin in the San Diego *Union-Tribune*; and

WHEREAS, on October 20, 2015, the District held a public hearing to consider whether it should elect to become a groundwater sustainability agency for the Basin.

NOW, THEREFORE, BE IT RESOLVED by the Board of Directors of the Borrego Water District as follows:

1. The District hereby elects to become a groundwater sustainability agency for the Basin.
2. District staff are hereby directed to provide notice of this election to the California Department of Water Resources in the manner required by law.
3. District staff are hereby directed to promptly meet with the Borrego Water Coalition and the Counties of Imperial and San Diego in order to begin the process of developing a groundwater sustainability plan for the Basin. District staff are further directed to develop that plan in consultation and close coordination with the California Department of Water Resources,

the Regional Water Quality Control Board, the State Water Resources Control Board, and other interested stakeholders, as contemplated by the Sustainable Groundwater Management Act.

4. District staff are hereby directed to report back to the Board of Directors at least quarterly on the progress toward developing the groundwater sustainability plan for the Basin. The Board of Directors wishes to move forward aggressively to complete the development of this plan as quickly as may be feasible and to ensure that the groundwater basin will be managed in a sustainable fashion at the earliest possible date.

ADOPTED, this 20th day of October, 2015.

Beth Hart
President, Board of Directors

October 20, 2015

I HEREBY CERTIFY that the foregoing is a full, true and correct copy of Resolution No. 2015-10-02 adopted by the Board of Directors of the Borrego Water District at its Special Meeting held on October 20, 2015.

Joe Tatusko
Secretary/Treasurer

RESOLUTION NO. 2015-10-01

RESOLUTION OF THE BOARD OF DIRECTORS OF THE BORREGO WATER DISTRICT AUTHORIZING THE GENERAL MANAGER TO SUBMIT AN APPLICATION FOR FUNDING UNDER THE WATER QUALITY, SUPPLY AND INFRASTRUTURE IMPROVEMENT ACT OF 2014 (PROPOSITION 1)

WHEREAS, and the Board of Directors of the Borrego Water District (BWD), a public agency, has the authority to govern the Borrego Water District; and

WHEREAS, the Board of Directors of the Borrego Water District desires to enhance the water quality, water supply, water supply reliability and infrastructure for the customers within the jurisdictional boundaries of the Borrego Water District;

NOW, THEREFORE, the Board of Directors of the Borrego Water District does hereby resolve, determine, and order as follows:

Section 1. The General Manager (the "General Manager") of the Borrego Water District (the "District"), or such person or persons designated by the General Manager, is hereby designated to provide the assurances, certifications, and commitments required for the financial assistance application, including executing a financial assistance agreement with State Water Resources Control Board (the "SWRCB") through application to the State Revolving Fund (the "SRF") and any amendments or changes thereto.

Section 2. The General Manager, or such person or persons designated by the General Manager, is designated to represent the District in carrying out the District's responsibilities under the financing agreement, including certifying disbursement requests on behalf of the District and compliance with applicable state and federal laws, is hereby authorized to approve claims for reimbursement under Clean, Safe and Reliable Drinking Water Program (the "Program") for work to be completed by the District in accordance with project identified in the District's application for SRF funding under the Program (the "Project").

Section 3. The President of the Board of Directors, the General Manager, and David Dale a registered engineer, are each hereby authorized to review and sign claim forms to be submitted to the State of California for reimbursement under the Program on behalf of the District.

Section 4. The President of the Board of Directors, the General Manager, and David Dale, a registered engineer, are each hereby authorized to execute the Budget and Expenditure Summary under the Program.

Section 5. The General Manager is hereby authorized to sign the Final Release Form under the Program, and to submit such forms, certifications, and documents, including the Final Release Form, to the SWRCB necessary to complete the District's participation in the Program.

Section 6. David Dale a registered engineer, is hereby authorized to certify that the project is complete and ready for final inspection.

Section 7. The Borrego Water District Board of Directors does hereby designate revenues from the water rates and charges, assessments, or any other legally available source, as the dedicated source of revenue to pay for operation and maintenance costs associated with the Project. This dedication shall remain in full force and effect for the life of this Project, which is estimated to be three (3) years, unless modification or change of such dedication is approved in writing by the State of California, Department of Public Health. If for any reason, said source of revenues prove insufficient to satisfy the operations and maintenance costs associated with this Project, sufficient funds shall be raised through increased water rates, user charges, or assessments or any other legal means available to operate and maintain this Project. *(NOTE: The above paragraph is intended for construction projects that may significantly increase O&M, such as treatment plants. This paragraph should be removed for feasibility studies)*

ADOPTED, SIGNED AND APPROVED this 20th day of October, 2015.

Beth Hart, President of the Board of Directors of
Borrego Water District

ATTEST:

Joseph Tatusko, Secretary of the Board of Directors of Borrego Water District

{Seal}

STATE OF CALIFORNIA)

) ss.

COUNTY OF SAN DIEGO)

I, Joseph Tatusko, Secretary of the Board of Directors of the Borrego Water District, do hereby certify that the foregoing resolution was duly adopted by the Board of Directors of said District at a regular meeting held on the 20th day of October, 2015, and that it was so adopted by the following vote:

AYES: DIRECTORS:

NOES: DIRECTORS:

ABSENT: DIRECTORS:

ABSTAIN: DIRECTORS:

Joseph Tatusko, Secretary of the Board of Directors of
Borrego Water District

STATE OF CALIFORNIA)

) ss.

COUNTY OF SAN DIEGO)

I, Joseph Tatusko, Secretary of the Board of Directors of the Borrego Water District, do hereby certify that the above and foregoing is a full, true and correct copy of RESOLUTION NO. 2015-10-1, of said Board, and that the same has not been amended or repealed.

Dated: October 20, 2015

Joseph Tatusko, Secretary of the Board of Directors of
Borrego Water District

Water Conservation Policy Recommendations Citizens Committee

Mission Statement

Adopted October 9, 2015


The Mission of the Committee is to develop recommendations to the Borrego Water District (District) Board of Directors for set of water conservation policies to help the District meet a State mandated 25% system wide reduction in water consumption by November 19, 2015. These policies may be applied in coordination with a new set of water rates currently under development, and should rely on a combination of incentives and disincentives, including potential penalties for excessive water use. The policies must be fair and equitable, apply appropriately to all five user group classes which the District serves, Single and multi-family residential, commercial, irrigation/HOAs, and public entities; and provide for flexibility if conditions or requirements change over the course of implementation. The policies should acknowledge conservation actions already undertaken by customers, and include recommendations to provide comprehensive public information and water conservation education programs; and for voluntary conservation actions including landscape management and modifications and actions to reduce indoor water use.

BLANK PAGE



Local Agency Restrictions

as of 9/25/2015

	Coachella Valley Water District	Coachella Water Authority	Desert Water Agency	Indio Water Authority	Mission Springs Water District										
Percentage savings required	36%	24%	36%	32%	28%										
Drought penalties on bill	For users above 64% of Tier 2 water use	-	-	-	-										
Budget-based rates	✓	-	-	✓	-										
Watering days	7 days	Tuesday, Thursday, Saturday, Sunday	Residents - Monday, Wednesday, Friday Businesses - every other day (odd addresses, odd days & even addresses, even days)	Tuesday, Thursday, Saturday, Sunday	Tuesday, Thursday, Saturday (Sunday watering allowed only during summer)										
Time of day restrictions	None (Recommended - no watering 10 a.m. to sunset)	No watering 6 a.m. - 6 p.m.	No watering 7 a.m. - 7 p.m.	No watering 6 a.m. - 6 p.m.	No watering 6 a.m. - 6 p.m.										
State restrictions	✓	✓	✓	✓	✓										
Additional restrictions	<ul style="list-style-type: none"> > Fix a broken sprinkler within 24 hours, fix leaks as soon as possible. > Overseeding budget is eliminated. > All state regulations apply to all water - not just potable water. 	-	> No watering of right-of-ways.	> Fountains and decorative water features are banned.	-										
Fines 	Written warning \$50 \$100 \$200 Possible shutoff	Verbal warning Written warning \$52 for each citation thereafter	<table border="0"> <tr> <td>Single Family</td> <td>Other</td> </tr> <tr> <td>Written Notice</td> <td></td> </tr> <tr> <td>\$50</td> <td>\$100</td> </tr> <tr> <td>\$100</td> <td>\$200</td> </tr> <tr> <td>\$250</td> <td>\$500</td> </tr> </table>	Single Family	Other	Written Notice		\$50	\$100	\$100	\$200	\$250	\$500	Written warning 25% surcharge of your bill 50% surcharge of your bill Possible infraction/misdemeanor	Written warning \$100 \$200 Possible shutoff
Single Family	Other														
Written Notice															
\$50	\$100														
\$100	\$200														
\$250	\$500														
Water waste reporting	Helpline: 888-398-5008 Online form: cvwd.org	Online: coachella.org FixIt form	App: Apple & Android Online form: dwa.org/waterwaste	App: Apple & Android Online form: indiowater.org Hotline: 760-391-4129	Online: mswd.org Helpline: 760-329-6448										
Rebate programs (limited funding)	<ul style="list-style-type: none"> > Turf removal > Smart controller > Toilets 	<ul style="list-style-type: none"> > Turf removal > Smart controller > Toilets 	<ul style="list-style-type: none"> > Turf removal > Smart controller > Toilets 	<ul style="list-style-type: none"> > Turf removal > Irrigation equipment > Toilets > Washing machine 	<ul style="list-style-type: none"> > Turf removal > Toilets 										
Conservation kits	✓	✓	✓	✓	✓										
Conservation contact	Heather Engel hengel@cvwd.org	Berlinda Blackburn bblackburn@coachella.org	Ashley Hudgens ahudgens@dwa.org	Scott Trujillo strujillo@indio.org	John Soulliere jsoulliere@mswd.org										

Water COUNTS



Indio Water Authority
Your Water. Our Responsibility.

DESERT WATER



CITY OF COACHELLA
INCORPORATED 1946



VISIT US ONLINE

CVWaterCounts.com



- Conservation programs from your water district
- Simple water-saving tips
- Local views on saving water
- Fun and educational activities for children

State Prohibitions and Requirements

NOT ALLOWED for everyone



Using water to wash sidewalks & driveways.



Causing water runoff with irrigation.



Using a hose without a shut-off nozzle to wash a car.



Using fountains or water features that do not recirculate.



Watering when it is raining and 48 hours after measurable rain.



Watering turf in public street medians.



Watering yards of newly constructed homes outside of state building code requirements.

Businesses MUST



Restaurants or food service establishment may ONLY serve water to customers upon request.



Hotels and motels must clearly display information allowing guests to opt out of daily laundering.

Water Agencies MUST



Meet conservation target designated by the state.



Notify customers about leaks.



Report water use, compliance and enforcement to the state monthly.

OUTDOOR AND INDOOR Tips



Outdoor Tips

- Use a broom instead of a hose to clean your driveway and sidewalks.
- Consider replacing a portion of your grass with desert landscaping.
- Check sprinkler heads to assure they are spraying properly.
- Water your plants and yard during the early morning or in the evening.



Indoor Tips

- Thaw food in the refrigerator rather than under running water.
- Fill the bathtub half full while bathing.
- Check sinks, toilets and showerheads for household leaks.
- Don't throw unused water down the drain, use it for plants and trees.
- Install aerators on household faucets.

Let's work together to help protect the valley's most *precious* resource.

Water Conservation with the HERO Program

HERO Helps Homeowners Conserve Water

With the recent statewide reduction mandates, local governments are struggling to reduce demand in their communities. Finding easy and affordable ways for homeowners to make water-saving retrofits along with encouraging changes in daily behaviors is a priority for most cities and counties in the state. HERO helps make this happen.

HERO makes water-saving improvements simple and affordable for homeowners.

The HERO Program makes it easy and affordable for homeowners to make water-saving investments in their homes by paying off eligible improvements over time through their property taxes.

Water-saving investments that are eligible for HERO Financing include:

- Water-saving landscaping upgrades including: artificial turf, drip irrigation, rotating sprinkler nozzles and weather-based irrigation control systems.
- Water capture systems including: whole-home greywater reuse and rain catchment systems.
- High-efficiency plumbing fixtures including: toilets, faucets and showerheads.

The HERO Program complements existing programs.

HERO-eligible improvements often also qualify for local, state, federal and utility-specific rebate programs. Contractors that participate in the HERO Program are trained to help homeowners find the most cost-effective solutions to meet their water and energy-saving needs, including utilizing applicable rebate programs.

It's easy for jurisdictions to make HERO available for local residents.

Offering HERO to residents in your community is simple. The local legislative body (City Council or Board of Supervisors) need only pass a resolution making it possible to offer the Property Assessed Clean Energy (PACE) HERO Financing Program available to local residents. HERO staff will then work with city and county staff to bring the program online in your community. Making HERO available to local residents is revenue neutral for participating jurisdictions.



44 GAL/SQ FT

saved on average for turf lawns converted to artificial turf



3 GAL/FLUSH

saved on average for each high efficiency toilet installed



1 GAL/MIN

saved on average for each high-efficiency showerhead installed

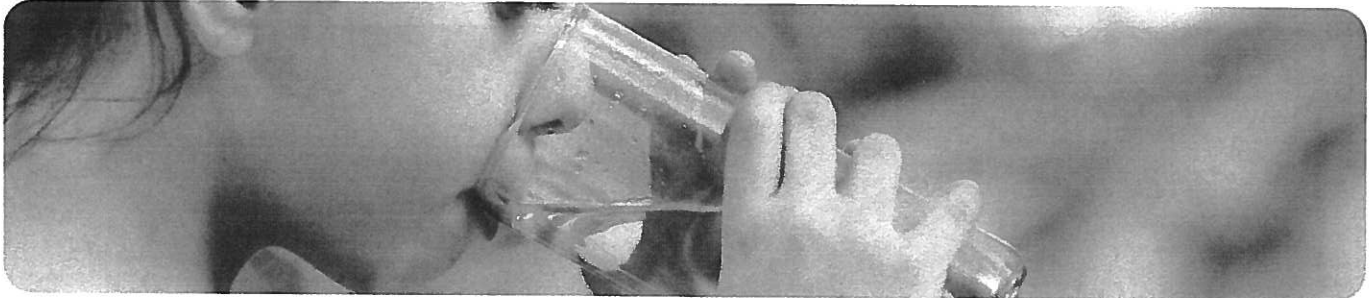


30K GAL/YEAR

saved on average for each household graywater system installed

Coachella Valley Water District Chromium-6 Notice

IMPORTANT INFORMATION ABOUT YOUR DRINKING WATER



CVWD GATHERS KEY INFORMATION AS CHROMIUM-6 COMPLIANCE PLANNING MOVES FORWARD

CVWD has taken a major step toward compliance planning in response to California's new drinking water standard for chromium-6, a naturally occurring mineral found in Coachella Valley groundwater.

At its August 25, 2015 public meeting, the CVWD Board of Directors authorized the start of planning services for the District's comprehensive chromium-6 treatment project. The District has engaged a construction manager at risk (CMAR) firm, selected through a competitive bidding process, to work collaboratively with project engineers and contractors to develop the best possible solution.

Before project construction takes place, key information about constructability, cost and potential impacts will be gathered in an effort to ensure the most cost-effective and timely completion of this complex effort. This information will be shared with community members, whose input will be encouraged as the project proceeds.

The current compliance plan includes new ion exchange treatment plants at 30 wells, the upgrade of three existing ion exchange treatment plants, a central support facility, as well as pipelines and other infrastructure enhancements. Construction is scheduled to begin next summer, and be completed by or before March 2019. The public will continue to have an active voice throughout the process.

CMAR Method Saves Money and Time

CVWD selected this approach for design and construction planning because of its numerous benefits, including:

- Value engineering to reduce project costs
- Potentially reduced construction time
- Guaranteed maximum price
- Guaranteed completion date

CVWD water meets all Federal drinking water standards, and can be used for drinking, cooking, and all other needs without any additional treatment during the compliance process.

NEW LEGISLATION GIVES CVWD TIME TO COMPLY WITH CHROMIUM-6 STANDARD

SB385, a bill that allows a five-year compliance period for agencies working to meet the state's new chromium-6 regulation, has been approved by California's Senate, Assembly, and Governor Jerry Brown.

This legislation keeps compliance costs – and customer bills – as low as possible without delaying compliance or changing the chromium-6 standard in any way.

CVWD is committed to providing its customers with high-quality drinking water that meets or exceeds all state and federal standards. To follow our progress as we work to ensure timely and cost-effective compliance with new regulations, visit www.cvwd.org/cr6



Notice distributed in September/October by Coachella Valley Water District.

Coachella Valley Water District • (760) 398-2651 • www.cvwd.org/cr6

Coachella Valley Farmers are Making Every Drip Count!



Water, Sun and Soil all combine to produce the food we eat and the fiber for clothing we wear. Don't you find it amazing that just a drop of water can provide all of this?

Coachella Valley farmers work hard to preserve land and conserve the water, our most precious resources. Farmers began using drip irrigation more than 30 years ago and the practice helps us conserve water today.

There are many benefits to the use of drip irrigation besides saving water which include:

- **Precision placement and reduced use of crop protectants and fertilizers, only the root zone is irrigated**
- **Increased yields, as much as 80% equating to less water applied to crops**
- **Improved crop quality and weed control**
- **Reduced tillage equates to less energy expended and less pollutants**
- **No surface runoff**

Below is a section of T-Tape used by our farmers. It includes:

- **Turbulent-flow line providing a high level of flow rate uniformity**
- **White stripe helps with easier installation**
- **Water flows from the self-closing slits**
- **Easily installed on top of the ground, below ground, or under opaque plastic**



SOUTHERN CALIFORNIA
energy+ water
2015 SUMMIT

Energy + Water Bus Tour

Wednesday, September 30, 2015

9:30am - 4:00pm

Scheduled Stops:

Presented By:

DESERT WATER



ADDRESS &
Desert Water
1200 S. Gen
Palm Spring

SEE NEXT PAGE

Wastewater Reclamation Plant 10

① **Desert Water Agency Solar Facility**
The bus will load up at the solar facility that powers DWA's Water Reclamation Plant and Operations Center. One 355-kilowatt array was installed in 2005 and a second 718-kilowatt array was commissioned in 2013. Together they total 4,500 solar panels and just a megawatt. Over its lifetime, the facility will save DWA about \$4 million.

② **Groundwater Well Site**
A vast majority of the potable water served in the Coachella Valley is produced from wells that tap into our groundwater supply. The well you'll see pumps water from about 650 feet below the surface. This water doesn't need treatment to be served, but a small amount of chlorine is added for disinfectant as it travels through pipelines to local homes and businesses. Energy used to pump groundwater is the Agency's highest cost.

③ **Whitewater Canyon Hydroelectric Plant**
Visitors will see how Desert Water Agency uses water from the Colorado River Aqueduct, available through a State Water Project exchange with Metropolitan Water District, to generate renewable energy that is sold to Southern California Edison. The plant has been producing clean energy since 1986 and has a 1-megawatt capacity.

④ **Mission Creek Groundwater Replenishment Basin**
Come see where State Water Project exchange water from the Colorado River percolates into our groundwater table. Soil studies were conducted to find just the right place to allow water to filter through the sand into the Mission Creek Sub-basin of the Coachella Valley Aquifer. Desert Water Agency manages this facility and Coachella Valley Water District operates the nearby Whitewater Recharge Basin. On average about 80,000 acre feet or nearly 26 billion gallons are used for replenishment each year.

⑤ Discover how CVWD treats wastewater and turns it into re...
Wastewater is cleaned through an advanced multi-step pro...
purposes. This process filters solids, organic materials, che...
treated water is clean enough for human contact (though...
groundwater replenishment or outdoor irrigation. CVWD r...
2 billion gallons of wastewater each year. This water is ble...
River water and is delivered to 13.5 golf courses within CV...
of groundwater. An additional 33.5 golf courses use only...
imported from the Coachella Canal for landscape irrigatio

⑥ **Coachella Canal & Farm**
Visit a local farm and see the Coachella canal, which bring...
to the valley for agricultural irrigation. Imported water is...
a 500-mile underground system that was built in the 1950s...
of area farms use drip or other micro-irrigation technology...
allows pesticides and herbicides to be added directly into...
contributes to increased crop yields. Area farms are amon...
agricultural water users in the state.

⑦ **Ion-Exchange Plant**
See inside one of three CVWD facilities in the eastern valle...
naturally occurring arsenic and chromium-6 from drinking...
delivered to customers' homes and businesses. Within the...
30 of the district's 96 wells will be equipped with ion-exch...
technology to remove chromium-6. A centralized facility w...
to help reduce the ongoing cost of the treatment process, i...
by other Coachella Valley water agencies as a regional res

CONTACT: Josh Zipperman
323-351-4252 Josh@BurkeRix.com

Presented By:

DESERT WATER



ADDRESS & PARKING

Desert Water Agency
1200 S. Gene Autry Trail
Palm Springs, CA 92264



⑤ **Wastewater Reclamation Plant 10**

Discover how CVWD treats wastewater and turns it into recycled water. Wastewater is cleaned through an advanced multi-step process for irrigation purposes. This process filters solids, organic materials, chemicals and germs. The treated water is clean enough for human contact (though not consumption), groundwater replenishment or outdoor irrigation. CVWD recycles more than 2 billion gallons of wastewater each year. This water is blended with Colorado River water and is delivered to 13.5 golf courses within CVWD boundaries in lieu of groundwater. An additional 33.5 golf courses use only Colorado River water imported from the Coachella Canal for landscape irrigation.

⑥ **Coachella Canal & Farm**

Visit a local farm and see the Coachella canal, which brings Colorado River Water to the valley for agricultural irrigation. Imported water is delivered through a 500-mile underground system that was built in the 1950s. More than 60 percent of area farms use drip or other micro-irrigation technology. This reduces water use, allows pesticides and herbicides to be added directly into irrigation lines and contributes to increased crop yields. Area farms are among the most efficient agricultural water users in the state.

⑦ **Ion-Exchange Plant**

See inside one of three CVWD facilities in the eastern valley that remove naturally occurring arsenic and chromium-6 from drinking water before it is delivered to customers' homes and businesses. Within the next few years, 30 of the district's 96 wells will be equipped with ion-exchange treatment technology to remove chromium-6. A centralized facility will also be built to help reduce the ongoing cost of the treatment process, and may be used by other Coachella Valley water agencies as a regional resource.

CONTACT: Josh Zipperman
323-351-4252 Josh@BurkeRix.com

SOUTHERN CALIFORNIA ENERGY + WATER SUMMIT 2015 BUS TOUR

9-30-15

- 1) PHOTO OF INVERTER BUILDING FOR THE DESERT WATER AUTHORITY (DWA) SOLAR PLANT. THE INVERTERS CONVERT DC TO AC CURRENT FOR THE WASTE WATER TREATMENT (WWTP) PLANT POWER. THE COACHELLA VALLEY WATER DISTRICT (CVWD) DOES NOT HAVE ANY SOLAR FARMS. BWD'S WWTP SHOULD HAVE SOLAR OPERATIONAL IN NOVEMBER 2015.
- 2) ALL DWA'S WELL EQUIPMENT, PUMP, POWER PANEL AND VALVES ARE UNDERGROUND IN STEEL REINFORCED CONCRETE BUNKERS WITH STAIRWAY ACCESS. WELL #39 BECAME OPERATIONAL IN 2009 AND IS 1000' DEEP WITH WATER AT 235' DEEP, UP 27' IN THE LAST 7 YEARS. 450 HP MOTOR AND 2,200 GALLONS PER MINUTE FLOW. ON THE OTHER HAND, ALL OF COACHELLA VALEY WATER DISTRICT (CVWD) WELL EQUIPMENT IS ABOVE GROUD LIKE BWD'S.
- 3) THE WHITEWATER CANYON HYDROELECTRIC PLANT BUILT IN 1986 IS POWERED BY THE 1-MEGAWATT FACILITY GETS its WATER FROM THE COLORADO RIVER. HOWEVER, IT HAS NOT BEEN USED SINCE 2013 DUE TO THE DROUGHT AND LACK OF DELIVERY OF COLORADO RIVER WATER.
- 4) THE DWA USES A SERIES OF LARGE BASINS, 2 SQUARE MILES (NOTE BERMS IN THE PHOTO) TO THE WEST OF DESERT HOT SPRINGS. THEY HAVE BEEN OPERATIONAL ABOUT 14 YEARS. THE RECHARGE FLOW RATE IS 1-3 ½ FEET EVERY 24 HOURS ACCORDING TO DWA MEASUREMENTS WATER FROM THIS AREA ALSO FLOWS DOWN TO THE MISSION CREEK REPLENSMENT CREEK PONDS. THERE IS PROP 1 FUNDING FOR ENGINEERING

STUDIES AND THIS WOULD BE A GOOD PROP 1 FUNDED BWD PROJECT TO OPTIMIZE AQUIFER RECHARGE.

- 5) #10 CVWD WWTP. THE NUMBER OF LARGE NUMBER SEASONAL RESIDENTS, 107,000 USERS MAKES RECYLCED WATER FEASIBLE FOR THE CVWA.

5 CONT.) ABOUT 52 CVWD AREA GOLF COURSES USE THE RECYCLED WATER. 5 PARTS CHORLINE IS IN THE RECYCLED WASTE WATER. 18 MILLION GALLONS A DAY IS TREATED. SLUDGE GOES TO ARIZONA.

- 6) COLORADO RIVER WATER IS USED BY FARMERS THE WATER IS NOT DELIVERED BY CANALS TO FARMERS LIKE IMPERIAL COUNTY. THE WATER IS PIPED UNDERGROUND TO THE FARMERS. THE FARMS RECEIVING COLORADO RIVER WATER HAVE CVWD METERS SO THE EXACT AMOUNT OF WATER THE FARM USES IS KNOWN AND CHARGED FOR THE WATER. SEE THE MICRO DRIP SAMPLE CALLED T TAPE WITH SMALL PERFERATIONS BETWEEN THE BLUE STRIPES. IT IS USED FOR ROW CROPS, I.E. PEPPERS, ARTICHOKEs. THE T TAPE IS CHEAP ENOUGH TO BE REPLACED FOR EACH NEW CROP.


- 7) THE CCVD 10 YEAR OLD ION EXCHANGE PLANT TREATS NATURALLY OCCURING CHROMIUM-6 AND ARSENIC. THE FACILITY IS ABOUT 100' BY 100' AND TREATS ABOUT 6 MILLION GALLONS A DAY FROM 2 WELLS IN THE SOUTH/EAST PART OF THE CVWD. ABOUT 30 WELLS WILL NEED TREATMENT IN THE FUTURE THE UNDERGROUND WATER ACTS AS A SOLVENT AND BREAKS DOWN THE ROCK AND RELEASES THE MINERALS. IN THE FIRST #7 PHOTO THE YELLOW RESIN TANKS CONTAIN CHARGE SMALL CHARGED POLYSTYRENE BEADS WHICH ATTRACT THE CHROMIUM-6 AND ARESNIC. THE WHITE BRINE WATER (SALT) REACTOR TANK PHOTO #7 MIXES WITH IRON PARTICLES AT THE

BOTTOM. THE SLUDGE THEN GOES TO ORANGE STORAGE TANKS. THE SLUDGE THEN GOES THROUGH A MEMBRANE FILTER AND INTO THE WHITE SLUDGE TANK. THE SLUDGE THEN GOES INTO 55 GALLON BLUE PLASTIC DRUMS AND SHIPPED TO A HAZARDOUS WASTE SITE IN NEVADA.

JOE TATUSKO



①



②



4



5



7



7



7



7

SUSTAINABLE GROUNDWATER MANAGEMENT ACT (SGMA)

- objective: eliminate overdraft by bringing groundwater basins into *sustainability* (balancing the basin's water budget to maintain water levels within a range that prevents *undesirable* results)
- how: develop plan to prevent *undesirable* results. Plan must eliminate *undesirable* results within no more than 20-years from adoption of a groundwater sustainability plan (GSP)
- a GSP must be adopted no later than January 31, 2020 for critically overdrafted (COD), medium priority CASGEM basins
- if GSP adoption deadline is missed or reductions do not proceed according to plan: the State Water Resources Control Board (SWRCB) can enforce mandatory reductions

WATER SYSTEM INTERCONNECTIVITY

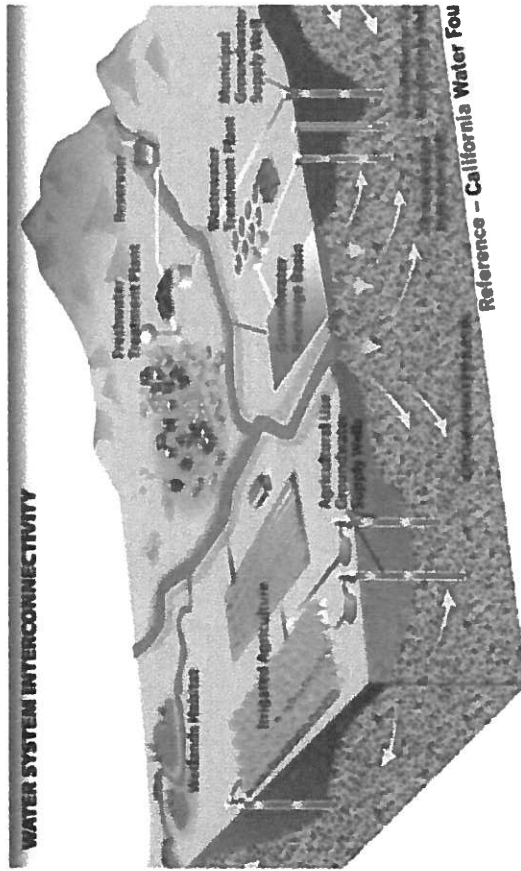
Reference - California Water Footprint

e Sustainable Groundwater Management Act

Effective January 1, 2015

What you Need to Know

SGMA - WHY NOW?



a Sustainable Groundwater Management Act

Effective January 1, 2015

What you Need to Know

- CONTEXT: California presently has the lowest snowpack in 500-years; the driest soil in 1,200-years
- water markets alone have not efficiently reduced basin overdrafts
- overdrafts have become larger, not smaller, over the past 30-years
- adjudications have not been an efficient means to achieve sustainable use of groundwater basins
- past state regulations have not led to sustainable use of groundwater
- supply uncertainty harms the state's economy; water quality degradation, the public's health


GROUNDWATER SUSTAINABILITY AGENCIES (GSAs)




- GSAs, working with stakeholders, are responsible for developing and implementing GSPs that meet SGMA basin sustainability goals
- SGMA allows single or multiple GSAs to manage DWR-designated basins
- SGMA limits GSA eligibility to public agencies with water management, water supply and/or land use responsibilities
- under SGMA, water and land use agencies retain their existing authorities and responsibilities
- SGMA provides additional authorities to GSAs for achieving basin sustainability goals

ELIGIBLE BORREGO VALLEY BASIN AUTHORITIES

- Imperial County - applied August 11th
- Borrego Water District - public hearing October 20th
- San Diego County - unknown
- coordination agreements among GSAs are required to meet SGMA goals
- under SGMA, an eligible public authority has 90-days to apply for GSA status once another agency has applied
- deadline for GSA application is June 30, 2017
- 56+ public agencies have already applied for GSA status. GSP development grants may be awarded on a first-come, first-served basis




SGMA — BOTTOM LINE



- the process of creating a groundwater sustainability plan (GSP) must:
 - treat water right holders fairly
 - be legally binding
 - dynamically respond to changing economics, circumstances & science
- SGMA is not a panacea
- SGMA is a discursive process where stakeholders are allowed a voice, unlike litigation, where attorneys are the primary voice heard

SGMA IS AN OPPORTUNITY



- to agree on a *strategic vision* for the community i.e. to survive socially & economically; to protect property values
- to agree on the *sustainable yield* of the basin; the basin's boundaries
- to agree on *trading rules* to achieve sustainable yield
- to agree on a *strong financial plan* to achieve sustainable yield
- to agree on *binding enforcement* of the plan to prevent free riders